

Craters of the Moon

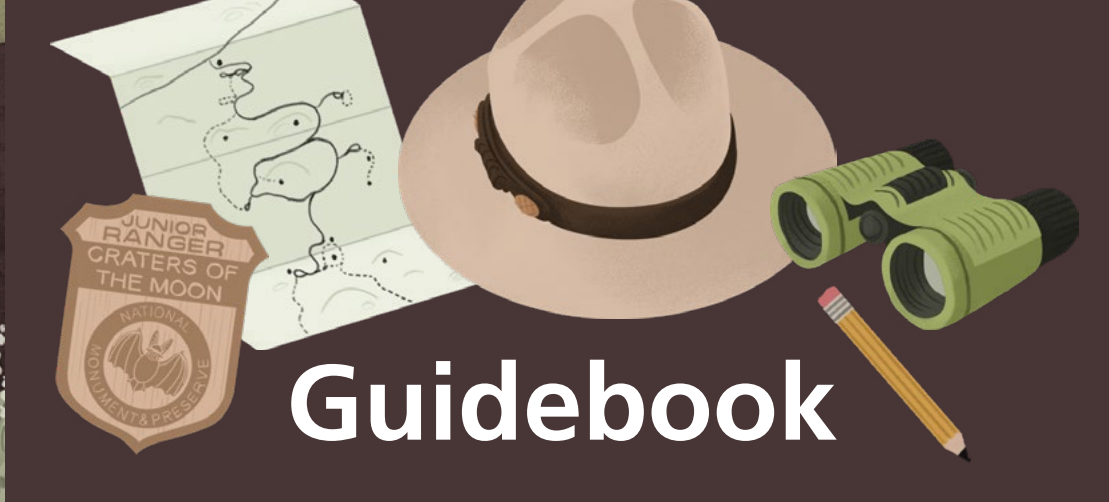
National Park Service
Bureau of Land Management
U.S. Department of the Interior




Craters of the Moon National
Monument & Preserve



Junior Ranger



Guidebook



This guidebook belongs to: _____

Explore, Learn, Protect

Junior rangers are curious about the world around them and love to learn new things. They help to protect special places, whether it's a faraway national park or their favorite place to play near home.

Become a Junior Ranger!

Finish as many activities in the guidebook as you can, then circle which level you reached!



Butterfly Level

complete any 3 activities



Nutcracker Level

complete any 6 activities



Pronghorn Level

complete all activities

To earn your badge, present your guidebook to a park ranger at the visitor center.

If you finish it at home, mail or email your guidebook to us. Be sure to include a return address so that we can send you a badge!

Mail to:
1266 Craters Loop Road
Arco, ID 83213

or email a scanned copy to:
crmo_information@nps.gov

ACTIVITY 1 Look for hidden pikas in the guidebook!

How many did you find? Check the last page for the answer.



I found pika!

ACTIVITY 2 Watch the park film or hike a park trail.

I watched the film.
Watch while at the park or online at go.nps.gov/CratersFilm

I hiked the: _____
_____ Trail.



Thank you to the children of Arco and Carey, and to the children of park staff, who helped us to create the Junior Ranger Guidebook.

Junior Ranger Essentials

While you explore Craters of the Moon, leave behind the neat things you find along the way. Snap a picture instead! Remember to take trash with you when you leave. This is called "Leave No Trace."



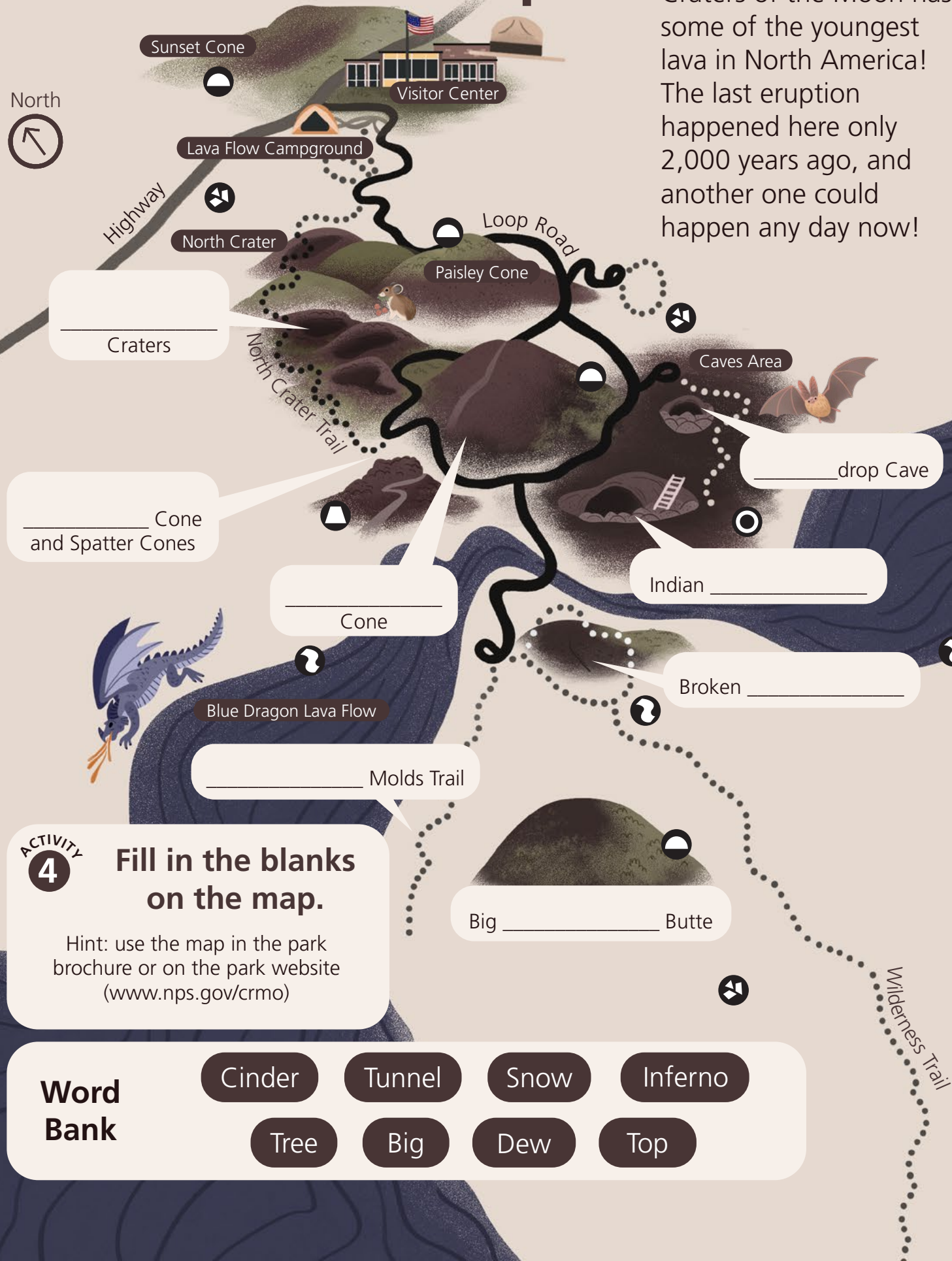
ACTIVITY 3 Plan Your Trip to the Moon

Circle the things you need for a fun and safe trip to Craters of the Moon. Which things should stay behind where you found them?



The Lava Landscape

It all starts with lava! Craters of the Moon has some of the youngest lava in North America! The last eruption happened here only 2,000 years ago, and another one could happen any day now!



Craters

Cone and Spatter Cones

Cone

Indian Cave

Broken Lava Flow

Molds Trail

Big Butte

ACTIVITY 4 Fill in the blanks on the map.
Hint: use the map in the park brochure or on the park website (www.nps.gov/crmo)

Word Bank
Cinder Tunnel Snow Inferno
Tree Big Dew Top

Sometimes Lava Looks Like Food!


Learn about the different kinds of lava at Craters of the Moon! Use the symbols on the map to find these features in the park.



A`ā Lava Rock

(Sounds like "Ah-ah")


This sharp lava rock looks like piles of crumbled-up chocolate cookies. It forms when chunks of lava start to cool and become very sticky.



Pāhoehoe Lava Rock

(Sounds like "Puh-hoy-hoy")

This smooth lava looks like a melted chocolate bar. It forms after hot, liquid lava flows and cools.



Cinder Cones

This lava looks like chocolate crisp rice cereal. It forms when lava with gas bubbles shoots high into the air. As the lava falls and quickly cools, piles of cinders can create a cinder cone.




Spatter Cones

This lava looks like globs of sticky chocolate pudding. It forms during the end of a volcanic eruption, when lava piles up around a central vent.



Lava Tube Caves

This lava is like a giant stick of black licorice. It forms when the top of a lava river cools and hardens into a crust. When the liquid lava drains or cools, it leaves behind an empty tube!



Life in the Extreme

The lava is full of life! Craters of the Moon is home to over 750 types of plants and 300 types of animals. Living here isn't easy though! Each plant or animal has special adaptations that help it to live among the lava.

ACTIVITY
5

Match the plant or animal to its home!

Hint: there might be more than one right answer!

Mountains

These mountains are cooler than the lava nearby. Migrating animals can find food and water here.

Limber Pines

These twisty trees can help animals escape the sun and wind. Pine nuts are a tasty treat too!

Kipuka

These grassy islands are surrounded by a sea of lava. It's easier for some plants to grow here than on the lava.

Lava Tube Caves

It's much cooler down here than on the surface. Nocturnal animals can sleep here during the day.

Cinder Beds

Rocky cinder beds are hot and dry, without much shade. Only the toughest plants can grow here.

Lava Flows

Small animals can hide from the sun and from predators inside cracks in the lava.

Draw yourself!

your name:

Draw a line to the habitats that you explored!



bat

During the day, I sleep underground, in trees, or in rock crevices. At night I hunt for insects.



marmot

Napping in my rocky burrow helps me stay cool on hot days.



pronghorn

I migrate through the park with my herd. We travel north of the lava, where it's cooler.



sagebrush

My roots reach deep into the soil in search of water. I grow best in places without bare lava rock.



Clark's nutcracker

My favorite food is pine nuts. Trees are both my home and my pantry.



dwarf buckwheat


I can grow in places most other plants can't. In the spring, I create a cinder garden!

Perspectives

Everyone who has experienced this lava landscape thinks about it differently. What is your view of the Moon?

"In the landscape of the lava flows, harmony was found."

Laverne Broncho, member of the Shoshone-Bannock tribes
2006



"It is a place of color and silence...broken only by the wail of the coyote and chirp of the [pika]."

Robert Limbert
1924

"[The whole scene] could only remind one of the black valley of death."

Mrs. W.A. Loughary
1864



"The lava tubes spark your curiosity. You can find many hidden passages throughout the caves to explore."

Ranger Kathryn
2022


ACTIVITY
6

Send a postcard!

Use the postcard between these pages. Draw or write about your trip to Craters of the Moon. You can even send it to a friend or family member!

Science on the Moon




In 1969, NASA scientists and astronauts visited Craters of the Moon to prepare for their trip to the actual Moon. They studied the rocks and terrain. Today, NASA continues to do science at the park to be ready for future visits to Mars and beyond!



ACTIVITY
7

Be a Scientist

Find a rock! Make observations about the rock. Remember to put the rock back where you found it.

Where I found the rock:	Is the rock <input type="text"/> smooth or <input type="text"/> rough
What color is the rock?	Is the rock <input type="text"/> heavy or <input type="text"/> light
How big is the rock?   	Is the rock <input type="text"/> the same as or <input type="text"/> different from the other rocks around it?
Draw the Rock!	What kind of rock do you think it is?

Starlight, Star Bright



Craters of the Moon not only protects plants, animals, and rocks—it also protects dark night skies! We all need darkness. Dark nights help some animals to hunt, hide, or find their way by the stars. Darkness also allows people to enjoy more stars in the sky!

Tips for Stargazing

- Find a really dark sky, away from city lights, tall trees, and buildings.
- Use a red flashlight or headlamp to help with your night vision.
- Use a star chart or stargazing app to help you identify what you see.

ACTIVITY
8

Connect the Stars

Connect the dots to see the constellations in the sky.



Reflecting on Wilderness



Craters of the Moon was one of the first parks to have a Wilderness area. These are places without roads or buildings, where plants, animals, and their habitats are protected. People benefit from wild places too!

ACTIVITY
9

Stewards of the Wilderness



Think of a wild place that you care about. It could be Craters of the Moon, another national park, or a favorite place back home.

My place is: _____

What makes this place special?

starry skies

caves

forests

rocks

mountains

animals

water

flowers

clean air

natural sounds

hiking

paddling

camping


swimming

other: _____

How can you help protect your special place? _____

How many pika?
Answer: 9

Credits: Text by the National Park Service, illustration and design by Stefi Lacy





This certifies that

_____ your name

is a Craters of the Moon Junior Ranger

_____ date


_____ park ranger signature

Junior Ranger Pledge

I promise
to stay curious,
to share what I learn with others,
and to leave each place better than I found it.

I LAVA Craters of the Moon!

Place park passport stamps here:



Hello from Craters of the Moon!

To: _____

From, Junior Ranger _____

Place Stamp Here

