



# Junior Ranger Activity Book

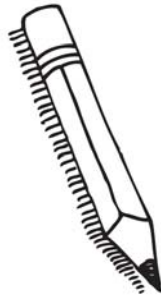
Sequoia and Kings Canyon National Parks



Name \_\_\_\_\_

Age \_\_\_\_\_

# How to Become Junior Ranger



## 1. Complete at least 7 activities in this booklet.

Challenge yourself to do some of  
the harder activities!

## 2. Help keep your park clean.

Collect any litter you find and ask an adult to help  
you dispose of it in recycling bins or trash cans.



## 3. Bring your completed book to a park ranger.

Bring your book to a campfire program (at least 20 minutes  
before it begins) or to any park visitor center to receive  
your official badge.

## Protect the park; protect yourself.

During your trip, you'll explore wilderness, see wildlife, and  
experience the natural world.

Remember: there are risks in wild areas. Staying safe and  
protecting the parks are the most important things you  
can do while you're here.



# Protecting the Parks

Circle at least three things that kids are doing to help protect the parks.

Draw an X through at least four mistakes that might harm the parks.



## Challenge Yourself!

Write your own rule that protects park plants and animals.

---

---

---

## Did you know?

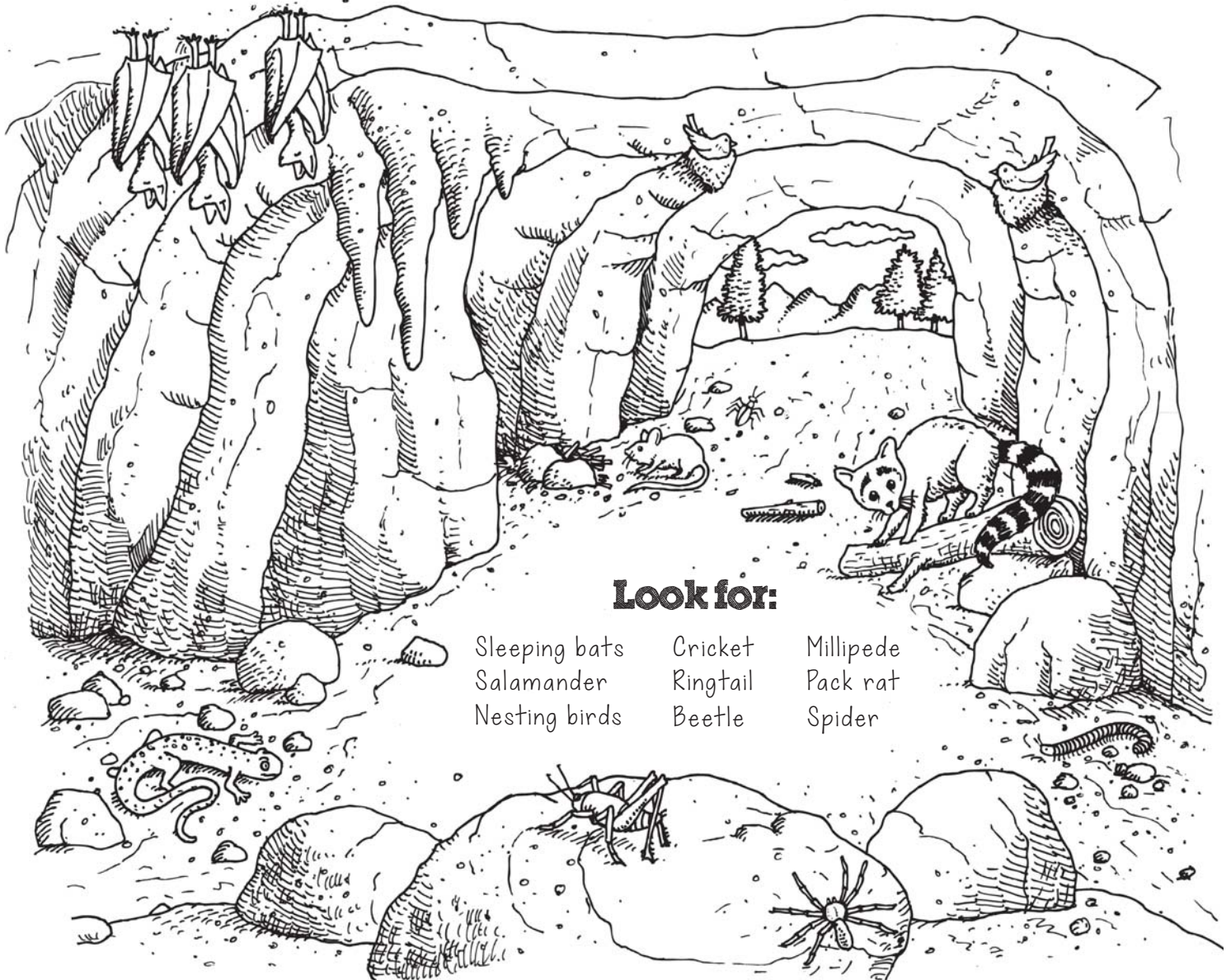
Keeping dogs on a leash and off of trails keeps them safe from large predators, and also protects park wildlife from diseases.



# Animal Search

Caves are home to a variety of creatures. Some live deep inside caves for their whole lives, adapting to total darkness. Others stay near cave openings and enter and exit as they please.

**Find and circle the cave animals.**



## Look for:

- |               |          |           |
|---------------|----------|-----------|
| Sleeping bats | Cricket  | Millipede |
| Salamander    | Ringtail | Pack rat  |
| Nesting birds | Beetle   | Spider    |

**Challenge Yourself!** Why should we protect caves?

## Did you know?

There are animal species that are only found in the caves of these parks. Some millipede and spider species can only be found in one cave!

---



# Protect Our Bears

---

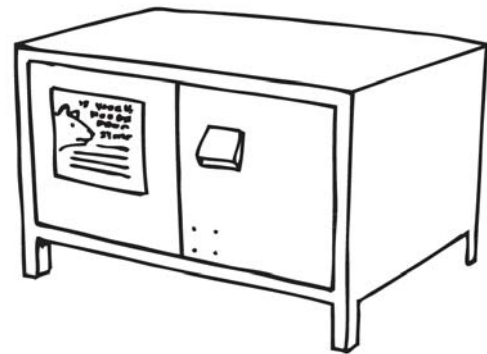
The bears in these parks have plenty of natural food to eat. If they get human food, it can harm them. Store your food carefully to keep bears safe.

---

**Draw lines from the bear to the natural foods it eats.**



**Draw lines from the food storage box to everything that isn't healthy for a bear.**



## Challenge Yourself!

Ask family members what they would do if they saw a bear in a campground.

---

## Did you know?

Black bears can find plenty of natural food in these parks, including grasses, roots, berries, dead animals, and insects. Yum!

---

# Starry Skies

---

In places with light pollution, city lights block our view of the night skies. In these parks, we reduce light pollution so you can enjoy stars, but also to protect nocturnal animals that need darkness.


---

## Draw your own constellation.

Constellations are groups of stars that make a shape in the night sky. Many cultures tell stories and legends about these imaginary shapes.



## Which lamp keeps skies dark for stargazing?



**Your constellation's name:**

---

## Challenge Yourself!

Create a story for your constellation and tell it to your family on the way home.

---

## Did you know?

On a dark night, you can see stars that are 20 quadrillion miles away. That's 20,000,000,000,000,000 miles!



---

# A Sense of Place

---

Find a place in the park that is away from traffic and human noises. Sit quietly and use your senses.

What do you...



see?

---

---



hear?

---

---



smell?

---

---



feel?

---

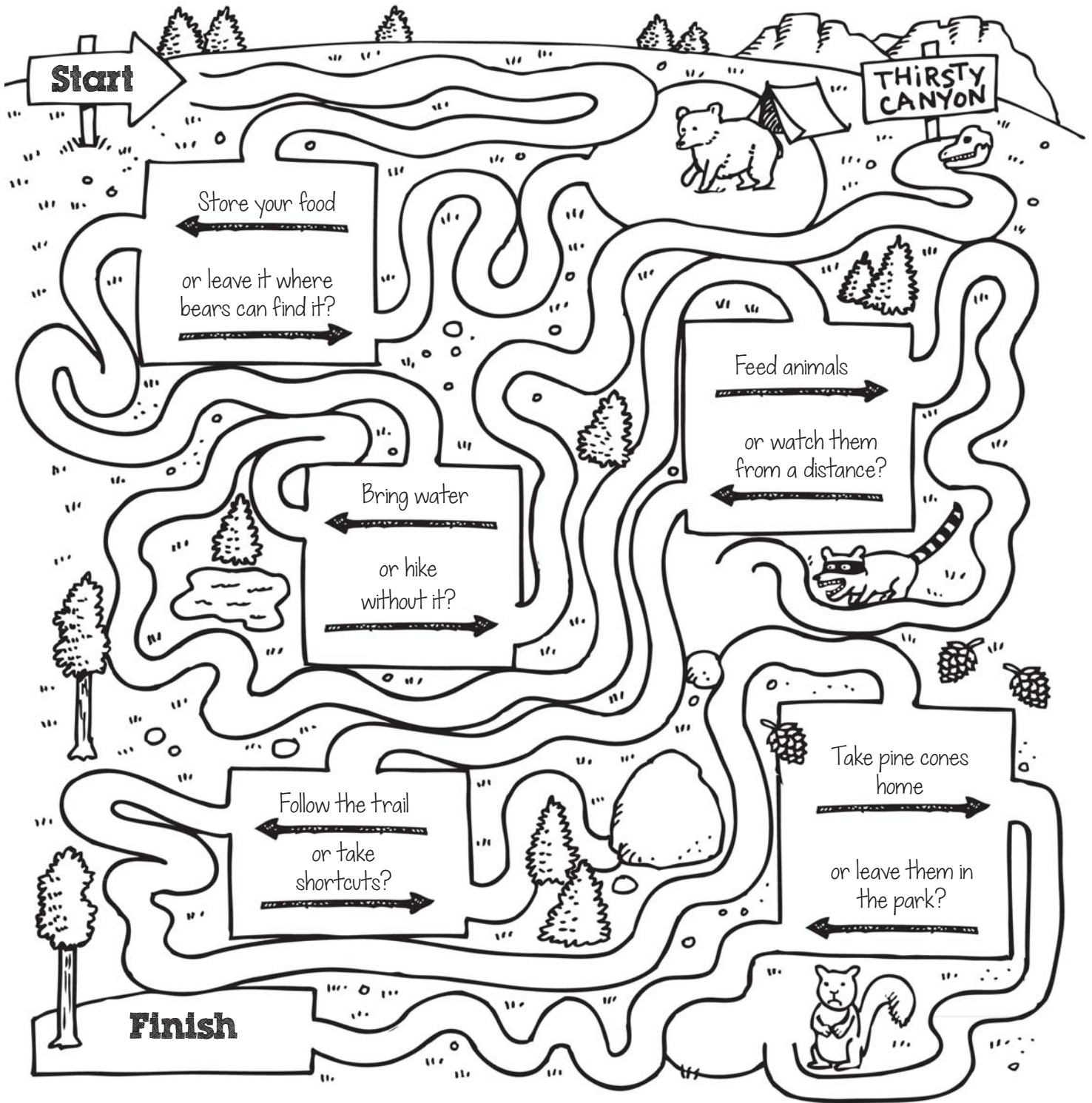
---

---

## Did you know?

We protect our parks because they are a home to plants and animals, and also so you have a chance to enjoy them.

# Choose Your Path



## Did you know?

Taking pine cones home means less food for squirrels and fewer new pine trees. Please leave cones here!



---

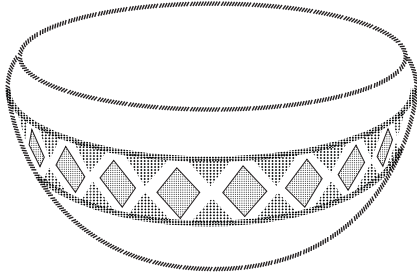
# A Creative Craft

---

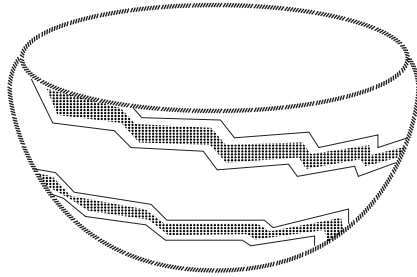
California Indians in these parks used baskets to carry food, water, and even their babies. Baskets come in all shapes and sizes, and many have beautiful patterns and designs.

---

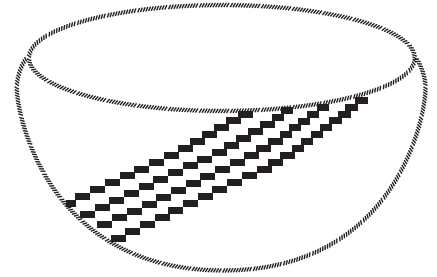
These are traditional patterns of the Yokuts tribe of Indians.



Rattlesnake

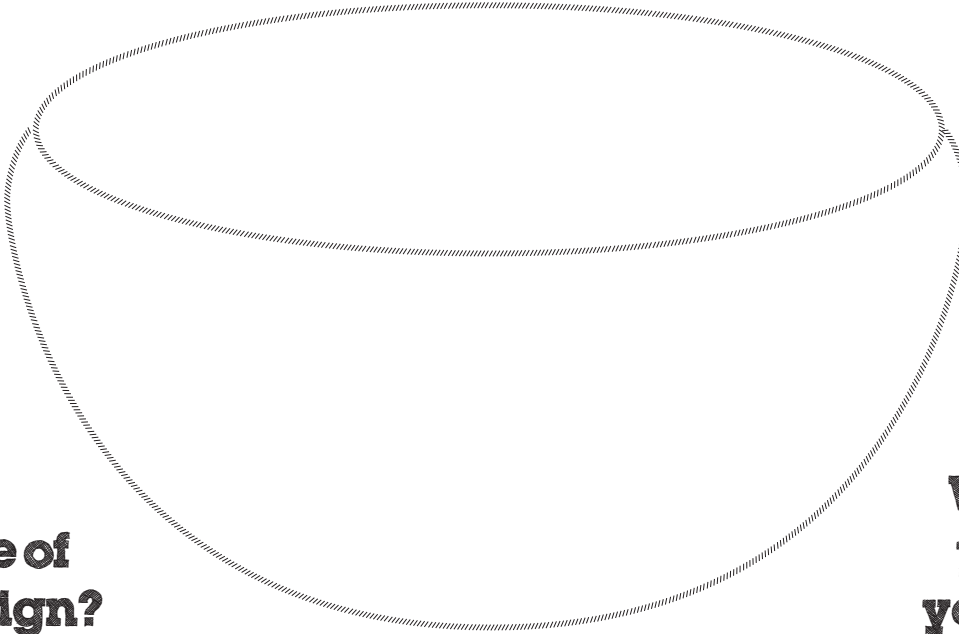


Steps to Mountains



Ant Trails

## Design your own basket pattern.



**What is the name of your design?**

\_\_\_\_\_

\_\_\_\_\_

**What would you keep in your basket?**

\_\_\_\_\_

\_\_\_\_\_

## Did you know?

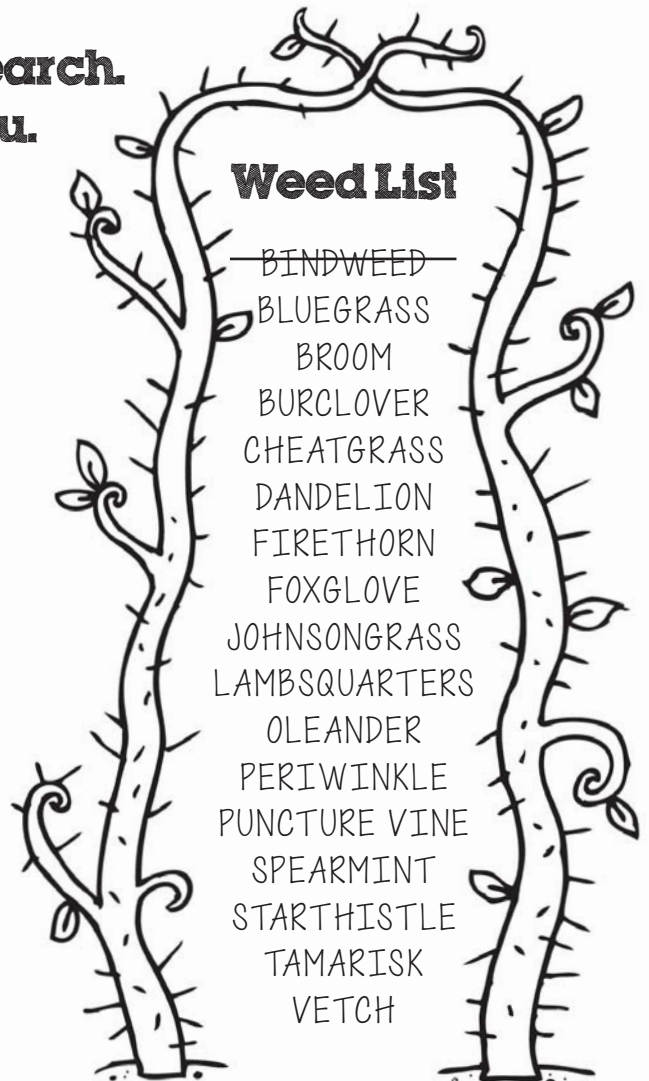
California Indians still gather to teach basket weaving and other skills. Look for a gathering near your home!

# Weed Search

Weeds harm these parks. They grow quickly, taking the place of native plants that provide food and shelter for animals. Park rangers work to pull weeds before they spread.

**Cross out the weeds in the word search.**  
**The first one has been done for you.**

P U P E R I W I N K L E L L I N  
P U N C T U R E V I N E S R G W  
E E D S H E L R N S P R E S W I  
L D F L O W E R S S E V E S R S  
G R O W S D O A S T O ~~D~~ S T E T  
Q M Z A N H R A R L E A N V Y A  
O C E A T G R A C E R I O S D M  
X U E E T G U R W G M L V T V A  
Q L R A E Q U D N R G M Q S E R  
O I E U S B ~~N~~ O A X V V U T T I  
F H L B M I S E O S Q Y F Y C S  
C B M O ~~B~~ N P F R O F Q A J H K  
H A O Z H S D A N D E L I O N T  
L R D O Q V R O E E P G Z O B G  
B O J S T A R T H I S T L E H B



## Challenge Yourself!

Once all the words in the word list have been crossed out, find the letters that have been left behind. Starting from the top left, write them in order until the blanks are filled to find a secret message.

\_\_\_\_\_

\_\_\_\_\_

## Did you know?

If there's mud on your shoes, there are probably weed seeds, too. Cleaning your shoes before hiking keeps weeds from spreading.



---

# Symbols

---

The symbol for the National Park Service is an arrowhead. You can see the arrowhead on ranger uniforms and signs.

The arrowhead design shows park features that people value in our national parks, including a bison, a mountain, a lake, and a sequoia tree. Sequoia & Kings Canyon National Parks were first set aside to protect giant sequoias, and later expanded to include millions of acres of wilderness.


---



## Design your own arrowhead.

What plants, animals, or natural features are important to you, either in these parks or in your neighborhood? List at least four, then draw them in your arrowhead.

- 1.
- 2.
- 3.
- 4.



## Challenge Yourself!

How can you protect some of the things on your list?

---

## Did you know?

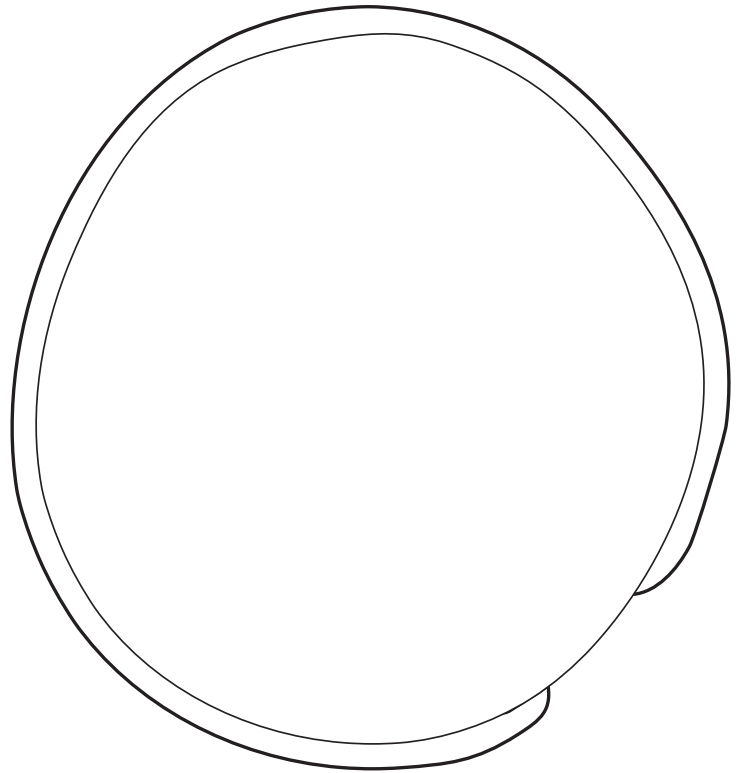
All park rangers in the United States wear belts and hats with a sequoia cone design. Ask a ranger to see their hat!

---

# Secrets of a Stump

---

When you look at the top of a tree stump, you can see growth rings. Every year, trees add a layer of wood around their trunks below the bark. You can tell how old a tree is by counting the rings. You can also learn about weather and fires by studying the rings. In rainy years, the rings are thicker. Black scars show wildfires. The oldest sequoias hold thousands of years of information in their growth rings!



---

## Keep this tree growing!

1. Draw a new ring for this year's growth, healing the fire scar a little more.
2. Next winter will be very snowy and wet, helping the tree grow more than usual. Add a larger ring.
3. Two years from now, a small fire will burn through the grove. Draw one more ring and add a fire scar.
4. Starting from the outside ring, count back to the year you were born. Draw an arrow to that ring. What year were you born? \_\_\_\_\_

## Congratulations!

You're a dendrochronologist, or a scientist who studies the growth rings of trees. Next time you see a stump, check its rings for scars from fires and evidence of wet or dry weather.

---

## Did you know?

We stop growing when we become adults, but sequoias never stop. The biggest trees grow the most!



# Postcard

Write to a friend to tell them what happened on your trip.  
Or be creative and tell them what might have happened!  
Or draw a picture, if you'd like.

Dear \_\_\_\_\_,



Your friend, \_\_\_\_\_

## Did you know?

In 1978, a U.S. postage series featuring American trees included a sequoia stamp. The cost to send a letter then was 15¢.

# Finding a Home

From the hot foothills to the cold mountains, there are many places to live in these parks. Animals choose the place where their food is available and the weather or climate is best for them.

**Draw a line from the animal to place where it should live.**  
**Some animals can live in more than one place!**




Chickarees live in pine trees and eat their cones.




**Snowy Peaks**



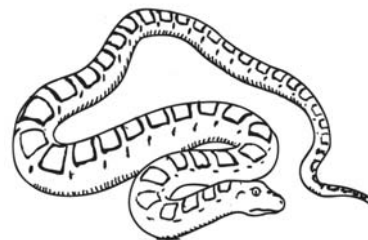
Bears eat pine cones in summer and can move to warmer areas in winter.



Tarantulas like hot, dry weather.



**Cool Forests**




Gopher snakes don't have fur to keep them warm.



Pikas need cold weather all year.



**Sunny Foothills**



Mule deer travel to find the best weather.

## Challenge Yourself!

Where would you live? Why?

## Did you know?

The tallest mountain in the United States (outside of Alaska) is Mount Whitney in Sequoia National Park. It's 14,495 feet tall.





# Season Matchups

Plants and animals that live here adapt to the changes that happen each season. They depend on these changes, and can't survive without them.

**Draw a line to match the seasonal change with the plant or animal that depends on it.**




In fall, acorns ripen and this animal stores them in holes it drills in trees with its beak.



Snow melts slowly all spring, soaking deep into the ground and watering these giants.



Foothills wildflowers feed this animal with their nectar every spring and summer.



Manzanita berries feed this large, furry animal in fall so that it can sleep through winter.



## Challenge Yourself!

If fruits on plants don't ripen at the same time each year, how can it affect animals?  
How can it affect farmers who grow your food?

## Did you know?

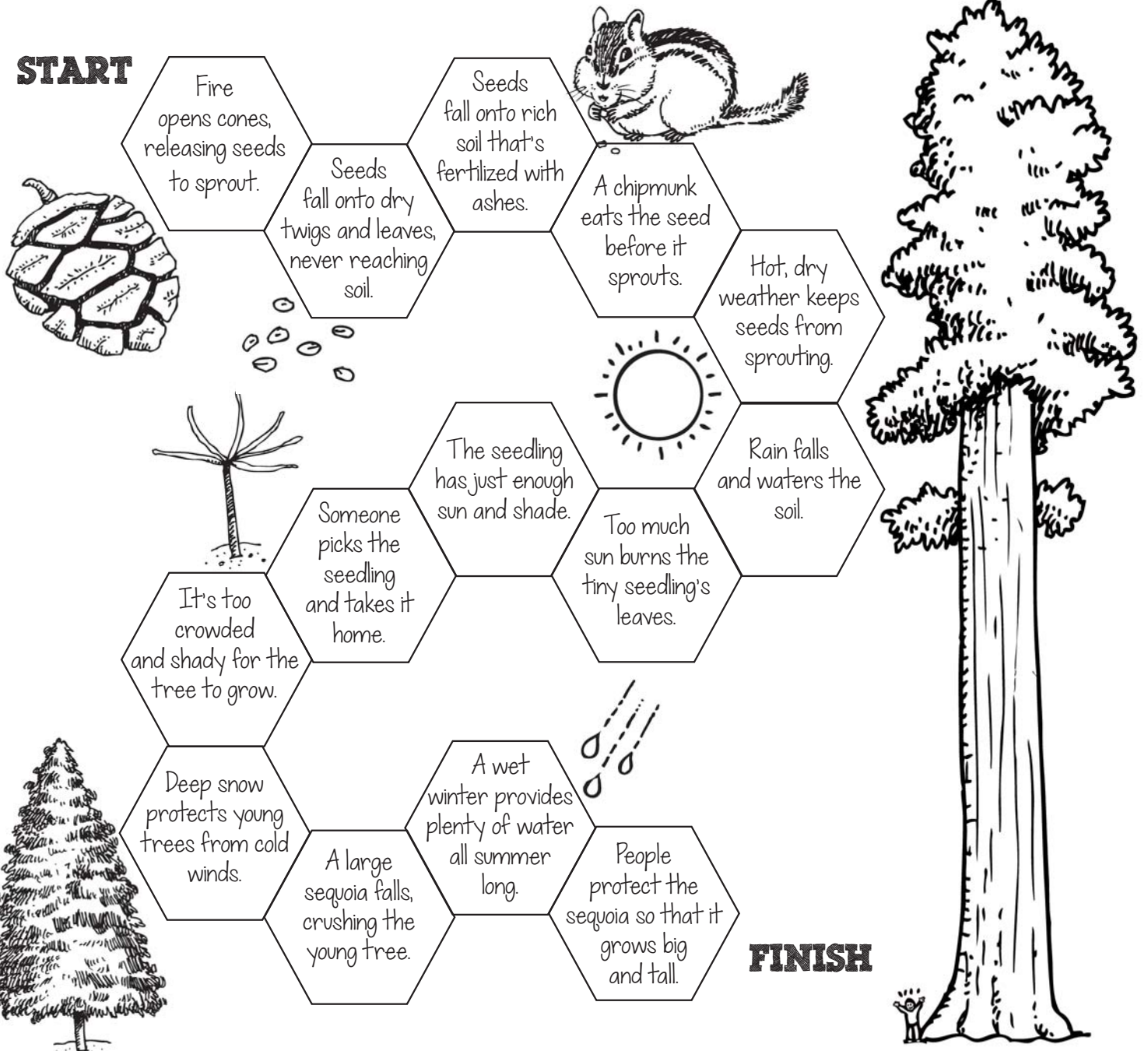
You can study these matchups in your own backyard. Visit Project Budburst at [www.projectbudburst.org](http://www.projectbudburst.org) to learn how!

# Growing Giants

Each sequoia tree produces thousands of seeds each year, but only a few sprout and become trees. Sequoia seeds need just the right conditions to grow.

**Cross out the boxes that keep a sequoia tree from growing.**

**START**



**Did you know?**

Small fires help sequoias grow. The fire's heat opens cones, creating a "rain" of seeds. Old leaves and twigs burn away, preparing soil for new growth.



**This certifies that**

**has completed the requirements  
to earn the official title of**


**Junior Ranger**



**Junior ranger pledge:**

As a Junior Ranger, I promise to protect  
Sequoia and Kings Canyon National Parks.

I will continue to explore, learn about, and take care of  
the natural world wherever I go.





**This book was made possible through funding from park entrance fees, along with the generous support of the Jeangerard Family Foundation and Sequoia Parks Conservancy.**

---

**Activity illustrations by Mark Hicks, [www.markix.net](http://www.markix.net)  
Cover illustration by Nicole R. Fuller, [sayostudio.com](http://sayostudio.com)**