


Pack Your Wagon

If you headed west on a pioneer trail, you had to limit how much you could bring. All of it had to fit in a wagon and it couldn't weigh more than the oxen could safely pull. You had to bring supplies for food, cooking, repairs, sleeping, first aid, trade, and and sometimes carry water.

A trip across the Oregon Trail took 5 or 6 months and there had to be enough green grass to feed the oxen or mules that pulled the wagons. What season would be best to start your journey? (Circle one)

Winter Spring Summer Fall



Look at the picture to the left and think about what you need to take on the journey. Identify 3 items that are necessary to take on the trail.

Ready for Your Badge?

FIND YOUR PARK DISCOVER YOUR NATIONAL TRAIL

1. Fill out your contact information:

Name _____

Address _____

Phone _____

2. Photograph your completed booklet and email it to:

ntir_junior_ranger@nps.gov

Learn more about the trail at: nps.gov/oreg

NPS 2020




Oregon National Historic Trail

Junior Ranger Program



Wagons Ho!



In the 1840s and 1850s, thousands of people packed their wagons and headed west to the "Oregon Country." There were no cars, trains, or airplanes and the trip by wagon took many months. Some travelers may have ridden in the wagon, but most walked alongside their wagons for the 2,000-mile trip.

Label the states that you would cross if you traveled the Oregon Trail today. How many states would you cross? _____



Look Back in Time

One way to learn about the trail is to look at photographs and illustrations from trail times. This illustration dates to 1869. Use it for the two activities on this side of the page.

How many years ago is 1869? _____

Is everyone riding in the wagons? _____

How many wagons are in the the wagon train? More than...
(Circle a number.)

2 5 10 20



Larger size illustrations can be viewed at [nps.gov/oreg/learn/kidsyouth/index.htm](https://www.nps.gov/oreg/learn/kidsyouth/index.htm).

Work and Play

What chores are the children doing? _____

What is an example of another chore children could do on the trail? _____

If you were on the trail, what could you do for fun? _____

It looks like something really important happened on the trail!

What does the woman have in her arms? _____

Find Your Trail

The Oregon Trail was not like today's flat highways. It followed rivers, wound around hills, and avoided sandy areas. Use the map on the Oregon Trail brochure or online at [nps.gov/oreg/planyourvisit/maps.htm](https://www.nps.gov/oreg/planyourvisit/maps.htm).


Find the names of two rivers that the Oregon Trail followed.

_____ and _____

Find the names of two mountain ranges that pioneers had to cross.

1 _____

2 _____



Big Questions

The Oregon Trail story is much bigger than just the experience of pioneers and wagons on the trail. Use the "Why Go West?" section in the Oregon Trail brochure for this activity. Ask a parent or friend for help.

1 Why did hundreds of thousands of people take the Oregon trail west? _____

2 Were the lands along the Oregon Trail unoccupied? _____

3 Most of the "free land" given to white settlers was the ancestral territory of which group of people? _____

4 Pioneers and settlers _____ a home while American Indian tribes _____ their home.