

Teaching with Museum Collections  
**Lincoln Home** National Historic Site  
[www.nps.gov/history/museum](http://www.nps.gov/history/museum)



### Lincoln's Legal Career

- ❑ Paula Shotwell, Fifth grade teacher, Iles Elementary School, Springfield, IL
- ❑ Tim Ruyle, Fifth grade teacher, Wilcox Elementary School, Springfield, IL

Editor, Dr. Bill Kinzer, Lincoln Home National Historic Site

- ❑ Grades 4-7
- ❑ **Number of Sessions and Length of lesson**  
Five 45-minute sessions and one week-long project.

### B. Overview of this Collection-Based Lesson Plan

- ❑ ***Park name.***

Lincoln Home National Historic Site

- ❑ ***Description***

This unit includes five lessons involving the collections of the Lincoln Home National Historic Site. These lessons can stand alone or be done in sequence. The final lesson is for a culminating project. The lessons are as follows:

Activity 1: How to Read an Object

Activity 2: Comparing Lincoln's Desks

Activity 3: Lincoln's philosophy: "The Right to Rise"

Activity 4: Analyzing a Document

Activity 5: "Sleuthing an Object": Determining Provenance

Activity 6: Culminating Project...Mock Trial and Almanac Trial

- ❑ ***Essential questions.***

How did Abraham Lincoln's law career demonstrate his belief in the right of the individual to improve his station in life through hard work? What did lawyers do in the nineteenth century and how does that compare to today?

### C. Museum Collections Used in this Lesson Plan

- ❑ Lincoln's portable desk LIHO 308
- ❑ Newspaper advertisement LIHO 10257
- ❑ Lincoln's pigeon-hole desk LIHO 5404
- ❑ Legal document LIHO 6761
- ❑ *Livingston's Law Register of 1852* LIHO 5393



- Carte-de-visite LIHO 5410
- Primary documentary sources including historic photographs, document transcripts such as journals, diaries, letters, receipts, and lists, oral histories, sketches, diagrams, and maps from the park's museum collections. Use images in the public domain from the Library of Congress or National Archives and Records Administration web sites if possible.

Include:

- Thumbnails and large format images of all the museum objects used in this lesson plan.
- URL addresses of the park and the park's museum web exhibit, including the Museum Management Program website at [www.cr.nps.gov/museum](http://www.cr.nps.gov/museum) for downloading collection images from the web.

#### D. National Educational Standards

Social Studies Standard:

##### **Standard 3A**

**The student understands the changing character of American political life in "the age of the common man."**

Language Arts Standards:

#### **NL-ENG.K-12.4 COMMUNICATION SKILLS**

Students adjust their use of spoken, written, and visual language (e.g., conventions, style, vocabulary) to communicate effectively with a variety of audiences and for different purposes.  
[\[SOURCE\]](#)

#### **NL-ENG.K-12.5 COMMUNICATION STRATEGIES**

Students employ a wide range of strategies as they write and use different writing process elements appropriately to communicate with different audiences for a variety of purposes.  
[\[SOURCE\]](#)

#### **NL-ENG.K-12.6 APPLYING KNOWLEDGE**

Students apply knowledge of language structure, language conventions (e.g., spelling and punctuation), media techniques, figurative language, and genre to create, critique, and discuss print and non-print texts.  
[\[SOURCE\]](#)

#### **NL-ENG.K-12.7 EVALUATING DATA**

Students conduct research on issues and interests by generating ideas and questions and by posing problems. They gather, evaluate, and synthesize data from a variety of sources (e.g., print and non-print texts, artifacts, people) to communicate their discoveries in ways that suit their purpose and audience.  
[\[SOURCE\]](#)

#### **NL-ENG.K-12.8 DEVELOPING RESEARCH SKILLS**



National Park Service  
with **Teaching MUSEUM Collections**  
Management Program  
<http://www.nps.gov/history/museum>

Students use a variety of technological and information resources (e.g., libraries, databases, computer networks, video) to gather and synthesize information and to create and communicate knowledge.

## E. Student Learning Objectives

After these lessons, students will be able to:

- Analyze objects from the Lincoln Home Historical Site Collection.
- Hypothesize origin and use of historical objects.
- Generate research questions about historical objects.
- Compare and contrast a portable desk and stationary desk used by Lincoln.
- Use pictures to deduce information about Abraham Lincoln.
- Compare nineteenth century writing tools to modern writing tools.
- Design a portable desk.
- Write for a variety of purposes.
- Compare/contrast the nineteenth century legal profession with modern times
- Understand the concept "The Right to Rise"
- Compare a document in Lincoln's original handwriting to a transcript
- Analyze a legal document
- Understand the term "provenance"
- Formulate questions to determine provenance
- Read a museum catalog record
- Write an expository paragraph with supporting evidence
- Re-enact and analyze one of Lincoln's trials
- Communicate orally using public speaking skills
- Write persuasive speech for closing arguments
- Understand the parts of a trial

## F. Background and Historical Context

In 1830, at the age of 21, Abraham Lincoln moved to Illinois. He had less than a year of education and no indication of a direction in life. In 1861, Lincoln left Springfield, Illinois, a successful lawyer, former four-term member of the Illinois legislature, former congressman and President-elect of the United States of America.

Abraham Lincoln exemplified the American ideal of the right of all people to better themselves and their station in life. Abraham Lincoln learned from the people and experiences in his life and sought ways to better his lot in life. He demonstrated an excellent work ethic and a desire to always learn and grow. As Lincoln said in a letter chastising his step-brother:







National Park Service  
 with **Teaching MUSEUM Collections**  
 Management Program  
<http://www.nps.gov/history/museum>

"If you intend to go to work, there is no better place than right where you are. If you do not intend to work, you can not get along any where."  
 Abraham Lincoln to John D. Johnston.




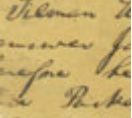




Examining Lincoln's life and legal career will give your students an opportunity to learn about the legal system in America, develop communication skills, and use critical thinking skills. More importantly, it will bring them face to face with the real person behind the American icon and hopefully, inspire them to become life-long learners and aspire to great things.

### G. Materials Used in this Lesson Plan

|   | Museum Collection   | Other Materials                                 | Length of Lesson |
|---|---|---|------------------|
| <b>Activity 1:</b><br>How to Read an Object | <br><a href="#">Lincoln's Portable Desk (LIHO 308)</a>             | <i>How to Read an Object</i><br><br>Chart paper | 30-45 minutes    |
|   | <br><a href="#">Newspaper Advertisement (LIHO 10257)</a>           |   |                  |
|   | <br><a href="#">Lincoln's Pigeon-hole Desk (LIHO 5404)</a>       |   |                  |
|   | <br><a href="#">Livingston's Law Register of 1852: LIHO 5393</a> |   |                  |



National Park Service  
 with **Teaching MUSEUM Collections**  
 Management Program  
<http://www.nps.gov/history/museum>

|  |   |  |   |                   |
|--|---|--|---|-------------------|
| <p><b>Activity 2:</b><br/>       Comparing<br/>       Lincoln's<br/>       Desks</p>                 | <br><a href="#">Lincoln's Portable Desk (LIHO 308)</a>           | <br><a href="#">Lincoln's Pigeon-hole Desk (LIHO 5404)</a>          | <p>Map of Eighth Judicial Circuit Court of Illinois<br/> <a href="http://www.papersofabrahamlincoln.org/narrative_overview.htm">http://www.papersofabrahamlincoln.org/narrative_overview.htm</a></p> <p>Lupton, John A. <i>The Law Practice of Abraham Lincoln: A Narrative Overview</i>. The Papers of Abraham Lincoln.<br/> <a href="http://www.papersofabrahamlincoln.org/narrative_overview.htm">http://www.papersofabrahamlincoln.org/narrative_overview.htm</a></p> | <p>30-45 min.</p> |
| <p><b>Activity 3:</b><br/>       Lincoln's<br/>       Philosophy:<br/>       "The Right to Rise"</p> | <br><a href="#">Livingston's Law Register of 1852: LIHO 5393</a> |  | <p>Local phone book<br/>       Local newspaper</p>  | <p>30-45 min.</p> |
| <p><b>Activity 4:</b><br/>       Analyzing a Document</p>  | <br><a href="#">Legal Document (LIHO 6761)</a>                 |  | <p>Transcript of LIHO 6761<br/>       Worksheet: <i>Analyzing an 1841 Legal Document</i><br/>       Answers to: <i>Analyzing an 1841 Legal Document</i></p>   | <p>30-45 min.</p> |
| <p><b>Activity 5:</b><br/>       "Sleuthing an Object":<br/>       Determining Provenance</p>        | <br><a href="#">Carte-de-visite (LIHO 5410)</a>                | <br><a href="#">Livingston's Law Register of 1852 (LIHO 5393)</a> | <p>Museum catalog record for each object listed from the museum collection</p>  | <p>30-45 min.</p> |
|  | <br><a href="#">Lincoln's Portable Desk (LIHO 308)</a>         | <br><a href="#">Cushion (LIHO 1125)</a>                           |   |                   |



National Park Service  
 with **Teaching MUSEUM Collections**  
 Management Program  
<http://www.nps.gov/history/museum>

|   |      |   |          |
|---|------|---|----------|
| <b>Activity 6:</b><br>Mock Trial:<br>Lincoln's<br>Almanac Trial | none | Armstrong Case Overview<br>Timeline for Case<br>Mock Court Procedures<br>Guidelines for Cross<br>Examination<br>Witness Descriptions for<br>Defense<br>Witness Descriptions for<br>Prosecution<br>Grading the Trial | One week |
|---|------|---|----------|

### H. Vocabulary

Create a word and concept list with students as lesson unfolds. Post the list on a large chart in the classroom. Write definitions with student input as words come into use during the lesson.

- Function: way an object is used
- Cultural significance: importance of an object to the life of a group of people
- Portable: able to be moved and carried around
- Circuit Court: a system of courts where attorneys, a state's attorney, and a judge travel to four to ten county seats to hear trials
- Lawyer: one hired to conduct lawsuits for another or to advise on legal matters
- Attorney: one hired to conduct business for another, especially a lawyer
- Advertisement: a public notice, especially one published or broadcast
- Plaintiff: person bringing the complaint in a legal case
- Defendant: person being accused of a crime
- Allegation: what the plaintiff says the defendant did
- Affidavit: legal written account by a witness
- Gelding: neutered male horse
- Carte-de-visite: nineteenth century photograph pasted on cardboard similar to modern trading cards
- Provenance: documentation of origin and subsequent possession of an object
- Neck-Yoke: 3' x 2" part of a wagon's frame
- Slung-shot: weapon made from a leather bag of lead shot with a string attached
- Testimony: a statement made by a witness under oath
- Witness: one who gives evidence in a court of law
- Cross Examination: to question a person in an effort to show that statements or answers given earlier were false
- Prosecution: those (especially the state) bringing charges of crime against another



- Hearing: to take testimony (usually from a witness in a legal proceeding)

## I. Teacher Tips

Encourage and incorporate the following into the lesson:

- Download and laminate color prints of the museum objects used in the lesson plan
- Use online collections; objects, documents, maps, and photographs to further student inquiry and to address student learning objectives.

## J. Lesson Implementation Procedures

- **Activity 1: Introduction and Warm Up, “How to Read an Object”**

### Student Learning Objectives

Students will:

- Analyze objects from the Lincoln Home Historical Site Collection.
- Hypothesize origin and use of historical objects.
- Generate research questions about historical objects.

### Museum Collections Used

- Lincoln’s Portable Desk LIHO 308
- Newspaper Advertisement LIHO 10257
- Lincoln’s Pigeon-hole Desk LIHO 5404
- Legal Document LIHO 6761
- *Livingston’s Law Register of 1852* LIHO 5393

### Materials Used

- *How to Read an Object Chart* paper:  
[http://www.nps.gov/history/museum/tmc/docs/How\\_to\\_Read\\_an\\_Object.pdf](http://www.nps.gov/history/museum/tmc/docs/How_to_Read_an_Object.pdf)

### Vocabulary

- Function: way an object is used
- Cultural significance: importance of an object to the life of a group of people

### Overarching Question:

What do objects tell us about the individual who used them?





National Park Service  
with Teaching **MUSEUM** Collections  
Management Program  
<http://www.nps.gov/history/museum>

Tell students they will be using objects from a National Park Service site as a source of learning and information. Explain that they will learn to look very closely at a set of objects to deduce historical, cultural and social information and to draw inferences about people, events, and life then and now. Ask questions that draw on observational skills, and develop activities that exercise powers of deduction, inference, and creativity based on this introductory lesson.

Do the following with the students:

- Pose the overarching question: "What do objects tell us about the individual that used them?" Post the question on a large banner at the front of the classroom.
- Divide class into small groups; give each group an envelope with one of the following pictures inside: Portable Desk (LIHO 308), Newspaper advertisement (LIHO 10257), Lincoln's Pigeon-hole desk (LIHO 5404), Legal Document (LIHO 6761), *Livingston's Law Register of 1852* (LIHO 5393); have students use inquiry method to discuss history, material, size, date, function, maker/manufacture, place of origin, function and use, cultural significance of the selected object. Use a 'How to Read an Object' activity [to be provided] to engage students and introduce them to the idea of learning through museum collections.
- Have groups compare their responses.
- Record their preliminary answers to the "banner" question on chart paper. Then ask students what additional questions they want to pursue after handling objects, specimens and photographs.
- Have the groups exchange pictures. After examining all pictures, tell the students that they all belonged to the same man. Discuss similarities among the objects and what they tell them about the man.
- Have students review the collection on the park web site if computers are readily available <http://www.nps.gov/history/museum/>. Otherwise, print out the web exhibit for student review. Ask them to view the objects, specimens, and photographs and read documents.

Introduce the terms "primary and secondary source." Explain that the text books, library books, etc. that they read about Lincoln are secondary sources. However, objects actually written or used by Lincoln and his contemporaries are primary sources.

Have the students:

- Discuss the benefits of a primary source (used at the time, shows the point of view, personality, etc of historical person, gives insight into real people)
- Discuss the benefits of a secondary source (considers multiple points of view, looks at the "big picture", benefits from factual, scientific analysis, organizes information from multiple primary sources)

### Activity 2: Comparing Lincoln's Desks



National Park Service  
with **Teaching MUSEUM** Collections  
Management Program  
<http://www.nps.gov/history/museum>

### Student Learning Objectives

Students will:

- Compare and contrast a portable writing desk and stationary pigeon-hole desk used by Abraham Lincoln.
- Use pictures to deduce information about Abraham Lincoln.
- Compare nineteenth century writing tools to modern writing tools.
- Write for a variety of purposes.

### Museum Collections Used

- [Lincoln's Portable Desk LIHO 308](#)
- [Lincoln's Pigeon-hole Desk LIHO 5404](#)

### Materials Used

- Map of Eighth Judicial Circuit Court of Illinois  
[http://www.papersofabrahamlincoln.org/narrative\\_overview.htm](http://www.papersofabrahamlincoln.org/narrative_overview.htm)
- Lupton, John A. *The Law Practice of Abraham Lincoln: A Narrative Overview*. The Papers of Abraham Lincoln.  
[http://www.papersofabrahamlincoln.org/narrative\\_overview.htm](http://www.papersofabrahamlincoln.org/narrative_overview.htm)

### Vocabulary

- Portable: able to be moved and carried around
- Circuit Court: a system of courts where attorneys, a state's attorney, and a judge travel to four to ten county seats to hear trials

### Overarching Question

How did these two desks help Abraham Lincoln perform his duties in his law practice and as a circuit court lawyer?

Project or print out copies of Portable Desk (LIHO 308) and Lincoln's Pigeon-hole desk (LIHO 5404). Tell the students that these two desks represent different aspects of Abraham Lincoln's legal career: his Springfield practice and his circuit court practice, and by comparing and contrasting them, they can learn more about his life as a lawyer.

Explain to the students that in the mid-nineteenth century, many small towns did not have their own lawyers and judges. Lawyers and judges would come from the larger cities. Townspeople waited until the court was in town to try their cases. When the lawyers arrived, they would gather in groups and select a lawyer to represent them. This was called the Circuit Court. Abraham Lincoln traveled the Eighth Judicial Circuit Court in Illinois beginning in 1839. He was on the road six months out of the year.

Show the map of the Circuit Court:

[http://www.papersofabrahamlincoln.org/narrative\\_overview.htm](http://www.papersofabrahamlincoln.org/narrative_overview.htm)



National Park Service  
with Teaching **MUSEUM** Collections  
Management Program  
<http://www.nps.gov/history/museum>

For a more detailed discussion of his law career, refer to:

Lupton, John A. *The Law Practice of Abraham Lincoln: A Narrative Overview*. The Papers of Abraham Lincoln. [http://www.papersofabrahamlincoln.org/narrative\\_overview.htm](http://www.papersofabrahamlincoln.org/narrative_overview.htm)

Do the following with the students:

- Have students list the similarities and differences between the two desks.
- Asks students what the pictures tell them about Lincoln the lawyer.
- Ask students what we use today to write with as we travel.
- Write correct forms of correspondence for formal and informal letters, thank you notes, and emails.

Extension activity:

- Have students design their own portable desks.

### Activity 3: Lincoln's Philosophy: The "Right to Rise"

#### Student Learning Objectives

The students will

- Compare/contrast the nineteenth century legal profession with modern times
- Understand the concept of "The Right to Rise" coined by Gabor Boritt. *Lincoln and the Economics of the American Dream*. Memphis: Memphis State University Press, 1978.

#### Museum Collections Used

- [Livingston's Law Register of 1852 LIHO 5393](#)

#### Materials Used

- Local phone book
- Local newspaper

#### Resources

- Lupton, John A. *The Law Practice of Abraham Lincoln: A Narrative Overview*. The Papers of Abraham Lincoln.

[http://www.papersofabrahamlincoln.org/narrative\\_overview.htm](http://www.papersofabrahamlincoln.org/narrative_overview.htm)

Essay about Lincoln's law practice

- **The Lincoln Legal Papers Curriculum: Understanding Illinois Social History through Documents from the Law Practice of Abraham Lincoln, 1836-1861** by Lawrence W. McBride and Frederick D. Drake
- **From Courtroom to Classroom: The Lincoln Legal Papers Curriculum** edited by Dennis E. Suttles and Daniel W. Stowell



National Park Service  
with Teaching **MUSEUM** Collections  
Management Program  
<http://www.nps.gov/history/museum>

- American Bar Association Division for Public Education  
<http://www.abanet.org/publiced/schoolshome.html>

## Vocabulary

- Lawyer: One hired to conduct lawsuits for another or to advise on legal matters.
- Attorney: one hired to conduct business for another, especially legal business.
- Advertisement: a public notice made to inform or market.

## Overarching Question

How did Lincoln's law career show his belief in an American's right to improve his/her station by an individual's efforts?

Historian Gabor Boritt used the phrase "Right to Rise" to explain Lincoln's belief that a man had the right to rise in American society through his own hard work. The right to rise up in life to better one's economic situation is an integral part of the *American Dream*. Lincoln tied all issues: the tariff, internal improvements, the National Bank, and slavery to this principal. (Lupton, John A. *The Law Practice of Abraham Lincoln: A Narrative Overview*. The Papers of Abraham Lincoln. [http://www.papersofabrahamlincoln.org/narrative\\_overview.htm](http://www.papersofabrahamlincoln.org/narrative_overview.htm))

"When one starts poor, as most do in the race of life, free society is such that he knows he can better his condition, he knows that there is no fixed condition of labor for his whole life..." **Abraham Lincoln, New Haven Connecticut, March 6, 1860**

"I hold the value of life to improve one's condition. Whatever is calculated to advance the condition of the honest, struggling, laboring man, so far as my judgment will enable me to judge of a correct thing, I am for that thing." **Abraham Lincoln, Speech to Germans, Cincinnati, Ohio, 1861.**

Lincoln's own rise from New Salem store keeper to Springfield lawyer, congressman and eventually, President of the United States exemplifies this belief in action.

Display picture of *Livingston's Law Register of 1852* (LIHO 5393). Tell students that this book lists all of the lawyers in the United States in 1852. Divide students into small groups. Give each group a copy of your local phone book.

Do the following with the students:

- Have students read: Lupton, John A. *The Law Practice of Abraham Lincoln: A Narrative Overview*. The Papers of Abraham Lincoln.
- Discuss the concept "The Right to Rise" and Lincoln quotation above



National Park Service  
with Teaching **MUSEUM** Collections  
Management Program  
<http://www.nps.gov/history/museum>

- Have students examine the yellow pages to look up lawyers (note: some phone books use *attorney*).
- Report back on the number of lawyers in your area and the different types of attorneys listed.

Abraham Lincoln had less than one year of formal education. Because of his abilities to read and write, citizens of New Salem sought him out to write for them. Bowling Green, the local Justice of the Peace had Lincoln write several legal documents. John Todd Stuart encouraged Lincoln to study for the law. He borrowed Stuart's law books, often walking from New Salem to Springfield to borrow and return books. In 1836 the Illinois Supreme Court examined Lincoln and gave him a law license.

Do the following with the students:

- Divide students into pairs and tell them they are legal partners.
- Provide each pair with a copy of the Newspaper advertisement from Springfield's *Illinois State Journal*, June 1858 (LIHO 10257) and your local newspaper and/or phone book.
- Compare/Contrast Lincoln's advertisement with modern ones.
- Have each pair write up an advertisement for their legal practice similar to those listed in the newspaper (LIHO 6761).
- Post the advertisements in a period classroom newspaper.

Extension Activities:

- Invite a local attorney into the classroom to talk about legal careers.
- Have students visit a court room. Ask a local judge or attorney to explain the parts of a trial.

#### **Activity 4: Analyzing 1841 Legal Document (LIHO 6761)**

Student Learning Objectives

The student will:

- Compare a document in Lincoln's original handwriting to a transcript
- Analyze a legal document

Museum Collections Used

- [Legal Document LIHO 6761](#)

Materials Used (see end of lesson plan)

- Transcript of LIHO 6761
- Worksheet: *Analyzing an 1841 Legal Document*
- Answers to: *Analyzing an 1841 Legal Document*



### Vocabulary

- Plaintiff: person bringing the complaint in a legal case
- Defendant: person being accused of a crime
- Allegation: what the plaintiff says the defendant did
- Affidavit: legal written account by a witness
- Gelding: neutered male horse

### Overarching Question:

What does the Purkapile v Hornbuckle document tell us about Abraham Lincoln, the lawyer?

### Do the following with the students:

- Have the students work individually or in pairs.
- Provide copies of *Legal Document LIHO 6761*, *transcript of document*, and worksheet: *Analyzing an 1841 legal document*.
- Have students complete worksheet, *Analyzing an 1841 legal document*.
- Discuss as a class.
- Provide students with a scenario of a typical playground dispute or have them generate one:
  - Write an affidavit using a current event such as an incident on the playground. Use the formal language used by Lincoln.
  - Write an informal account of the same incident.

### Extension activity:

- Discuss proper usage of formal/informal writing.

### Activity 5: "Sleuthing an Object": Determining Provenance

#### Student Learning Objectives

The students will

- Understand the term "provenance"
- Formulate questions to determine provenance
- Read a museum catalog record
- Write an expository paragraph with supporting evidence

#### Museum Collections Used

- [Carte-de-visite LIHO 5410](#)
- [Livingston's Law Register of 1852 LIHO 5393](#)
- [Portable Desk LIHO 308](#)
- [Cushion LIHO 1125](#)

#### Materials Used



National Park Service  
with Teaching **MUSEUM** Collections  
Management Program  
<http://www.nps.gov/history/museum>

- Museum Catalog records for each item above (see end of lesson for copies)

### Vocabulary

- Carte-de-visite: nineteenth century photograph pasted on cardboard similar to modern trading cards
- Provenance: documentation of origin and subsequent possession of an object

### Overarching Question

What is provenance and how is it established?

Have students bring objects from home and explain how they know where they came from.  
Examples: a home made item, a store-bought new item, an item given by a friend or relative, etc.

Display a copy of Carte-de-visite LIHO 5410. Ask students how we know this really is a picture of Lincoln's horse. Responses should include details such as they are standing in front of Lincoln's home, the picture was taken in 1865, the caption under the carte-de-visite, the man holding the horse, William Florville, was known to Lincoln, etc... Tell the students this is called *provenance*. It is the documentation that proves the artifact really is what it says it is.

Display a copy of Lincoln's Pigeon-hole desk LIHO 5404. Read the caption. Ask the students, "What is the provenance of this desk?" (Lincoln gave it to a neighbor; the neighbor's wife sold it to a Lincoln collector who gave it to the government in the 1920s.) Ask: "How does this prove it was really Lincoln's desk?" (Completed chain of evidence from Lincoln to government.)

Do the following with the students:

- ❑ Divide students into small groups and give each group one of the following pictures: *Livingston's Law Register of 1852* LIHO 5393, Portable Desk LIHO 308, and Cushion LIHO 1125.
- ❑ Students read captions for evidence of provenance.
- ❑ Students write questions they need to have answered to establish provenance.
- ❑ After students have generated questions, give them a copy of the "Museum Catalog Record-CR" for their object. (Match the **catalog** number in the upper right-hand corner of the catalog record to the LIHO number of the item, not the accession number.)
- ❑ As a group, students write a paragraph saying what the object is and how they know it belonged to Abraham Lincoln.

Tell the students that this is the way to write a proper expository paragraph. Not only should they clearly give an answer or opinion, but they must support the answer with proof that they are correct.

Complete the following with the students:



National Park Service  
with Teaching **MUSEUM** Collections  
Management Program  
<http://www.nps.gov/history/museum>

- Using your curriculum, have the students write a well-supported expository paragraph.

### Activity 6: Mock Trial: Almanac Trial.

#### Student Learning Objectives

The students will:

- Re-enact and analyze one of Lincoln's trials
- Communicate orally using public speaking skills
- Write persuasive speech for closing arguments
- Understand the parts of a trial

#### Materials Used

- Armstrong Case Overview
- Timeline for Case
- Mock Court Procedures
- Guidelines for Cross Examination
- Armstrong Case Witness Descriptions for Defense
- Armstrong Case Witness Descriptions for Prosecution
- Grading the Trial

#### Resources

- Walsh, John Evangelist. *Moonlight*. New York: St. Martin's Press, 2000.
- Hinderaker, John H. and Scott W. Johnson. *Abraham Lincoln: A Genius for Friendship*. Bench and Bar of Minnesota. 9/2000.  
<http://www2.mnbar.org/benchandbar/20000/sep00/lincoln-essay.htm>
- "William "Duff" Armstrong." *Wikipedia*.  
[http://en.wikipedia.org/wiki/William\\_%22Duff%22\\_Armstrong](http://en.wikipedia.org/wiki/William_%22Duff%22_Armstrong)
- "Abraham Lincoln, The Almanac & A Murder Trial." Geocities.  
[http://www.geocities.com/SoHo/1422/lincoln\\_almanac.html?200612](http://www.geocities.com/SoHo/1422/lincoln_almanac.html?200612)
- Stowell, Daniel W. "Moonlight Offers Little Light." *Journal of the Abraham Lincoln Association*. Vol. 24, Issue 1  
[www.historycooperative.org/journals/jala/24.1/stowell.html](http://www.historycooperative.org/journals/jala/24.1/stowell.html)
- Bar Association. *Putting on Mock Trials*.  
<http://www.abanet.org/publiced/mocktrialguide.pdf>

#### Vocabulary

- Neck-Yoke: 3' x 2" part of a wagon's frame
- Slung-shot: weapon made from a leather bag of lead shot with a string attached
- Plaintiff: the complaining party in a lawsuit





National Park Service  
with Teaching **MUSEUM** Collections  
Management Program  
<http://www.nps.gov/history/museum>

- Defendant: a person who is being sued or accused in a legal action
- Testimony: a statement made by a witness under oath
- Witness: one who gives evidence in a court room
- Attorney: a person who is appointed to conduct business for another: lawyer
- Cross Examination: to question a person in an effort to show that statements or answers given earlier were false
- Prosecution: those, especially the state, bringing charges of crime against another
- Hearing: to take testimony from

### Overarching Question:

What does the Armstrong trial tell you about Lincoln's skills as a lawyer?

Students will experience Lincoln's legal career by researching and retrying the William "Duff" Armstrong murder trial, commonly known as the "Almanac Trial". In this case Lincoln used expert medical evidence and an unusual cross-examination of a prosecution witness that involved using an almanac to call into question the eye-witness testimony. Students will research the roles of the different participants in the trial, assume those roles and reenact the case with their classmates serving as jurors.

Have students, in groups or individually, participate in developing the following:

- Have students read *Armstrong Case Overview*.
- Divide class into two groups: prosecution and defense.
- Give each group the Timeline of the case.
- Give each team the Mock Court Procedures, Guidelines for Cross Examination, Grading the trial and the appropriate witness descriptions.
- Each group should assign roles. Students without a specific role will be jurors.
- Have each group prepare for the trial. (Refer to "G. Materials Used" section for research references.
- Conduct trial
- Discuss trial and court procedures. Use worksheet "Grading the Trial"
- Discuss what they've learned about Lincoln and the law as a result of these activities.

### K. Evaluation/Assessment for Measurable Results

Writing Rubric: Use district or state rubrics for expository writing

Oral Presentation Rubric: <http://4teachers.org/projectbased/58pre.shtml>

Social Studies Rubric: <http://www.mashell.com/~parr5/techno/content.html>



## 1841 Legal Document Transcript

State of Illinois  
Menard County

of the November term  
of the circuit court  
of said county A. D.  
1841----

Tilman Hornbuckle was summoned to answer John Purkapile of a plea wherefore he took the gelding of the said Purkapile, and maywith detained the same against \_\_\_\_\_ ledger, until So and thereupon the said Purkapile complains, for that the said Hornbuckle on the 28<sup>th</sup> day of October A. D. 1841, at the county of afore said, took a certain black gelding of him the said Purkapile of great value, court of the value of one hundred dollars and unjustly detained the same against \_\_\_\_\_ and \_\_\_\_\_ until So Wherefore the said Purkapile saith that he is injured and hath sustained damages to the amount of one hundred dollars, and therefore he brings this suit to me.

Logan & Lincoln, esq.



## Analyzing an 1841 Legal Document (LIHO 6761)

Use the document written by Lincoln in 1841, the transcript of the affidavit, and the caption to complete the following:

Case name: \_\_\_\_\_

Date: \_\_\_\_\_

Name of court: \_\_\_\_\_

Crime: \_\_\_\_\_

Plaintiff: \_\_\_\_\_

Defendant: \_\_\_\_\_

Which one is Lincoln representing? \_\_\_\_\_

Type of document: \_\_\_\_\_

Plaintiff's allegation: \_\_\_\_\_

\_\_\_\_\_  
\_\_\_\_\_

What does the plaintiff want the defendant to do? \_\_\_\_\_

\_\_\_\_\_

Why do you think Lincoln took this case? \_\_\_\_\_

\_\_\_\_\_

\_\_\_\_\_

If you were the judge, what other information would you need to decide this case? \_\_\_\_\_

\_\_\_\_\_



**Answers to:**  
**Analyzing an 1841 Legal Document (LIHO 6761)**

Use the document written by Lincoln in 1841, the transcript of the affidavit, and the caption to complete the following:

Case name: **Hornbuckle v. Purkapile**

Date: **November, 1841**

Name of court: **Circuit Court of Menard County, Illinois**

Crime: **theft of black gelding**

Plaintiff: **John Purkapile**

Defendant: **Tilman Hornbuckle**

Which one is Lincoln representing? **John Purkapile**

Type of document: **affidavit**

Plaintiff's allegation: **Tilman Hornbuckle stole Purkapile's black gelding on October 28, 1841**

What does the plaintiff want the defendant to do? **Pay him \$100.00**

Why do you think Lincoln took this case? **Accept all reasonable responses**

If you were the judge, what other information would you need to decide this case?  
**Accept all reasonable responses**



## Armstrong Case Overview

On Saturday, August 28, 1857, a religious camp meeting was going on in Walker's Grove, Mason County, IL. This particular camp meeting drew a crowd that included James Metzger, James Norris, and William "Duff" Armstrong. On this day all three young men were drinking heavily while racing horses.

Later, after an evening of roughhousing between the three men, a fight broke out. Norris hit Metzger from behind with a "neck yoke" and Armstrong struck Metzger with a slung shot (a leather bag of lead ball with a string attached) in the right eye. Metzger rode back home on his horse that night, frequently falling off, and died three days later from injuries suffered that night. Norris and Armstrong were arrested and charged with first degree murder.

Morris' case went to trial first, and he was convicted of manslaughter and sentenced to eight years in the Illinois Penitentiary.

Being concerned about Armstrong getting a fair trial in Mason County, Armstrong's lawyers asked his case be tried in a different county. His trial was then transferred to Cass County, which caused a delay in his hearing. During this delay, Hannah Armstrong, Duff's Mother, wrote to Lincoln asking him to take her son's case. Lincoln knew both of Armstrong's parents from his days in New Salem, IL. Lincoln agreed to take the case for free. The trial started in Beardstown, IL in May 1858.



National Park Service  
with Teaching **MUSEUM** Collections  
Management Program  
<http://www.nps.gov/history/museum>

Timeline of State of Illinois v William “Duff” Armstrong

Judge: James Harriott

Prosecutor: Hugh Fullerton, assistant: Henry Shaw

Defense Attorney: Abraham Lincoln

Prosecution’s Case:

1. Opening Statement:
2. Ten witnesses: young men who witnessed fight. All testify that Metzger was powerful, that he was attacked by two smaller men, Norris and Armstrong, and that Armstrong was using a slung-shot
3. Dr. Stephenson testifies that Metzger had head wounds in the back and front of his skull and that the wounds either separately or together were the direct cause of his delayed death.
4. Charles Allen testifies that he saw the actual attack clearly because the moon was high and bright in a clear sky.

Prosecution Rests. Court recessed for lunch.

Defense’s Case:

1. Opening Statement:
  - a. Duff innocent of all charges for two reasons:
    - i. Armstrong had no weapons as all but only used his fists
    - ii. Frontal fracture of Metzger’s skull result of the wound to the back of his head by Norris and occurred minutes before Armstrong hit Metzger with his fists.
  - b. Duff only guilty of losing his temper.
    - i. Metzger provoked Armstrong by dumping him on the ground earlier while Duff was asleep on a bench.
    - ii. Armstrong only weighs 140 lbs and is 5’4” tall, Metzger much bigger.
2. Character witness.
3. About twelve witnesses to fight and all testify:
  - a. Saw fight
  - b. Duff’s hands were empty, just closed fists
  - c. Duff landed few punches on Metzger who was taller
  - d. No one saw a slung-shot
  - e. Fight was about 11 p.m.
4. Nelson Watkins: testifies the slung-shot is his. He made it out of rare copper shot coated with a thin layer of lead that he cast himself. Watkins was at Walker’s Grove on August 29 with his sling-shot. He did not loan it to anyone and



National Park Service  
with Teaching **MUSEUM** Collections  
Management Program  
<http://www.nps.gov/history/museum>

- Armstrong never had it. Watkins fell asleep under a wagon after putting the slung-shot in the wagon frame. When he awoke, he forgot it. He has not seen it until now in court.
5. Dr. Parker: Uses a skull to testify that Norris's blow to the back of Metzger's head could cause fracture to lower forehead and corner of right eye socket. Also testifies that falling from a horse could have produced frontal fractures.
  6. Charles Allen recalled to stand for cross-examination. Allen repeatedly states saw the fight from 50-60 feet or more away, the fight was about 11 p.m., the moon was bright and just past its highest point overhead, the sky was cloudless.
  7. Almanac: Lincoln takes almanac from his briefcase and reads that the time of moonset in central Illinois on August 29, 1857 was 12:03 a.m. Moon rise was 3:23 p.m. and its apex was 7:40 p.m.

Defense rests.

Closing arguments:

Fullerton

Lincoln

Judge's instructions to the jury:

Difference between murder and manslaughter

Jury deliberates for one hour.

Jury foreman Milton Logan reads verdict from a slip of paper, "We the jury acquit the defendant from all charges preferred against him in the indictment."



## Mock Court Procedures

Before you begin you'll need to know:

What happened?  
Who is involved?

Then:

1. Judge calls the court to order, announces the case and begins.
2. Prosecuting lawyer reads opening argument.
3. Defendant's lawyer reads opening argument.
4. Prosecuting lawyer conducts cross examination.
5. Defendant's lawyer conducts cross examination.
6. Closing argument of prosecuting lawyer.
7. Closing argument of defending lawyer.
8. Judge/juries makes decision
9. Students "Grade the Trial."

## Guidelines for Cross Examination

1. Write a list of questions to ask your witnesses.
2. Determine your version of what happened and ask only leading questions.
3. Establish a few basic points. What do you want the jury to know?
4. Do not argue with the witness.





## Grading the Trial

1. What had to be proved “beyond a shadow of a doubt?”
2. Do you agree with the decision of the judge/jury? Why or why not?
3. What do you think most influenced the judge/juries decision?



### Defense Witnesses: Character Witnesses

About twelve young men testify that Duff Armstrong has been known to be rowdy in taverns and at horse races, just like all of them. However, he has never been in trouble with the law and is well-liked. He is also a good son to his mother, Hannah (recently widowed). All of the witnesses say they could see the fight and that Armstrong threw punches but had nothing in his hands. Armstrong threw closed-fisted punches but, because Metzger was so much taller, they landed without doing much harm. None of them even saw a slung-shot there that night. Some didn't know what time the fight took place, but others said it was about 11 p.m.

### Defense Witness: Nelson Watkins

Nelson Watkins, a thirty-four year old farmer from Menard County owned the slung-shot that was supposedly used by Duff Armstrong to hit Metzger. Watkins brought the weapon with him to Walker's Grove that night. Watkins could definitely identify the slung-shot as his because he had made it himself. It was made of copper shot, covered with a thin layer of lead and Watkins had cast the shot himself.

Like the others at Walker's Grove, Watkins had been drinking. About nine or ten o'clock, he had gone underneath a wagon to sleep. He had put the slung-shot in the undercarriage of the wagon along with some of his other belongings. When he awoke, he forgot all about the weapon and left without it.

### Defense Witness: Dr. Charles Parker

Dr. Charles Parker, a medical doctor from Petersburg, Illinois, is Lincoln's medical expert. He is knowledgeable about cranial anatomy and uses a skull to explain the parts of a skull to the jury. He is able to testify that, because a skull is not flexible, injury to one part can result in fractures to the other part. Depending on how hard a blow is and where it is landed, a person can be hit in the back of the head and get a fracture on the front. Parker also testifies that a fall from the back of a horse with a person's head striking the ground can result in a skull fracture.

### Defense Exhibit: Farmer's Almanac

The Almanac for August 29, 1857, shows the moon was a quarter moon. It rose at 3:23 p.m. and set at 12:03 a.m. That would make it's apex at 7:40 p.m.



### **Prosecution Witnesses: Ten Young Men**

Ten men who were at Walker's Grove and witnessed the fight. They quickly testify about the fight and say that Armstrong and Norris attacked the larger Metzger and that Armstrong used a slung-shot.

### **Prosecution Witness: Dr. B.F. Stephenson**

Dr. Stephenson, a Petersburg physician, testified about Metzger's fatal head wounds at the Norris trial. He also testified against Armstrong. Stephenson testifies that Metzger had fractures to the back and front of his skull. In the Norris trial, he said that the fracture and the back of the skull could have been fatal by itself. In the Armstrong trial, he states that either or both in combination could have killed Metzger.

### **Prosecution Witness: Charles Allen**

Charles Allen was at Walker's Grove and witnessed the fight. He testified at both trials. He states that the fight occurred about 11 p.m. and that he could see it because of a bright moon. Allen says that the moon was overhead about where the sun would be at 1 p.m. and that there were no clouds in the sky.

Charles Allen was subpoenaed by the prosecution for the Armstrong Trial but he failed to show up. Another summons was issued but the sheriff of Menard County could not find him. On May 6, the judge issued a special writ for all sheriffs of Illinois to bring in Allen, but it was Lincoln who tracked him down.

Abraham Lincoln questioned Duff Armstrong's brothers and found out that they had convinced Charles Allen not to show up for trial. Lincoln found out that Allen was hiding in Virginia, Illinois, and he was brought to Beardstown late on the evening of the sixth.



National Park Service  
 Teaching with **MUSEUM** Collections  
 Management Program  
<http://www.nps.gov/history/museum>

Copies of Museum Records (Activity #5)

|  |                |  |  |                     |                |
|--|----------------|--|--|---------------------|----------------|
| CLASSIFICATION   |                | OBJECT LOCATION                        |  | CONTROLLED PROPERTY |                |
| HISTORY  |                | Lehigh Valley Heritage Center & Museum |  | Y                   |                |
| T&E FOR COMMUNICATION  |                | OBJECT STATUS AND YEAR                 | PARK ACRONYM                               | CATALOG NUMBER      | NUMBER         |
| WRITTEN COMMUNICATION T&E  |                | LOAN OUT - NON-NPS                     | LIHO                                       | 308                 | a-d            |
| OBJECT   |                | ACQUISITION TYPE                       | ACQUISITION DATE                           | ACCESSION NUMBER    |                |
| DESK, PORTABLE   |                | PURCHASE                               | 10/04/1972                                 | LIHO-00001          |                |
| DESCRIPTION  |                | LOT QUANTIFICATION                     |  | STORAGE UNIT        |                |
| MAHOGANY WRITING BOX WITH BRASS PLATE IN CENTER OF HINGED TOP, BACK FOLDS DOWN INTO FLAT SURFACE ON BOTTOM, SLANTED ON TOP FOR WRITING, HINGED COMPARTMENTS FRONT AND LID, COVERED WITH FABRIC, IN VERY FRONT ARE SEVERAL COMPARTMENTS, ONE IS LONG WITH LID, INK BOTTLE, SQUARE W/CIRCULAR WELL AND RINGED BRASS CIRCULAR LID IN ONE COMPARTMENT. ORIGINALLY BELONGED TO LINCOLN. |                | ITEM COUNT                             | 2  | EA                  |                |
| SITE OF ORIGINAL COLLECTION/PROVENIENCE  |                | SITE OF ORIGIN                         |  |                     |                |
| --- USA  |                |  |  |                     |                |
| CULTURAL IDENTITY  |                | OBJECT DATE                            | HISTORIC / CULTURAL PERIOD                 |                     |                |
| AMERICAN   |                | 1840-1860                              | MIDDLE VICTORIAN                           |                     |                |
| DIMENSIONS/WEIGHT  |                | PHOTO NUMBER                           | OTHER NUMBERS                              |                     |                |
| L 35.4 X W 21 X H 11 cm (CLOSED); L 42.6 X W 35.4 X H 8 to   |                |  | STATE INV. 5370                            |                     |                |
| MEDIUM/MATERIALS   |                | CONDITION                              | MAINTENANCE CYCLE                          |                     |                |
| WOOD --SILK  |                | COM/GD                                 | 1.0/1988                                   |                     |                |
| IDENTIFIED BY AND DATE   |                | ARTIST/MAKER                           |  |                     |                |
|  |                | EMINENT FIGURE ASSOCIATION             |  |                     |                |
|  |                | LINCOLN, ABRAHAM                       |  |                     |                |
| CATALOGUER AND DATE  |                | VALUE AT ACQUISITION, BASIS            | CURRENT VALUE, DATE, BASIS                 |                     |                |
| BAILEY   |                | \$50.00 MARKET                         | \$50000 03/08/00 OTHER - SEE NOT           |                     |                |
| RESTRICTION N  | REPRODUCTION N | PUBLICATION CITATION N                 | PRESERVATION TREATMENT N                   | CATALOG FOLDER Y    | SIGNIFICANCE N |
|  |                |  |  |                     |                |
| U.S. DEPARTMENT OF THE INTERIOR  |                |  | MUSEUM CATALOG RECORD - CULTURAL RESOURCES |                     |                |
|  |                |  | NATIONAL PARK SERVICE                      |                     |                |
|  |                |  | FORM 10-254                                |                     |                |
|  |                |  | REV. 7/84                                  |                     |                |

MUSEUM CATALOG RECORD-CR  
 REGISTRATION DATA  
 CATALOG DATA



National Park Service  
 Teaching with **MUSEUM** Collections  
 Management Program  
<http://www.nps.gov/history/museum>

|   |  |  |                                |
|---|--|--|--------------------------------|
| CLASSIFICATION<br>HISTORY   | OBJECT LOCATION<br>IU 25 CAB F SH 6  | CONTROLLED PROPERTY<br>Y                             |                                |
| FURNISHINGS   | OBJECT STATUS AND YEAR<br>STORAGE 1998   | PARK ACRONYM<br>LIHO                                 | CATALOG NUMBER<br>1125         |
| HOUSEHOLD ACCESSORY   | ACQUISITION TYPE<br>PURCHASE   | ACQUISITION DATE<br>01/27/1979                       | ACCESSION NUMBER<br>LIHO-00046 |
| OBJECT  | LOT QUANTIFICATION<br>ITEM COUNT 1 STORAGE UNIT EA   |  |                                |
| CUSHION   | DESCRIPTION Rectangular shaped cushion with khaki colored fabric on bottom and three sides. Top is blue and khaki very like pillow ticking. Front edge is blue cut velvet as is cord around the top. |  |                                |
| SITE OF ORIGINAL COLLECTION/PROVENIENCE<br>PHILADELPHIA PA USA HISTORICAL SOCIETY OF PENN |  | SITE OF ORIGIN<br>SPRINGFIELD IL USA A. LINCOLN HOME |                                |
| CULTURAL IDENTITY<br>AMERICAN   |  | OBJECT DATE<br>1830-1860                             |                                |
| DIMENSIONS/WEIGHT<br>W 44.8 X D 39.2 X H 9.5 CM.  |  | OTHER NUMBERS  |                                |
| MEDIUM/MATERIALS<br>VELVET --COTTON   |  | CONDITION<br>COM/GD                                  | MAINTENANCE CYCLE<br>1.0/1991  |
| IDENTIFIED BY AND DATE<br>PAINTER, GEORGE 1979  |  | ARTIST/MAKER   |                                |
| CATALOGGER AND DATE<br>KREUGER  |  | CURRENT VALUE, DATE, BASIS<br>\$0 10/13/91           |                                |
| RESTRICTION N   | REPRODUCTION N   | PUBLICATION CITATION N                               | PRESERVATION TREATMENT N       |
| U.S. DEPARTMENT OF THE INTERIOR   |  | MUSEUM CATALOG RECORD - CULTURAL RESOURCES           |                                |
| NATIONAL PARK SERVICE   |  | FORM 10-254  |                                |
| REV. 7/84   |  |  |                                |

REGISTRATION DATA

CATALOG DATA

**MUSEUM CATALOG RECORD-CR**



National Park Service  
 Teaching with **MUSEUM** Collections  
 Management Program  
<http://www.nps.gov/history/museum>

|   |   |  |
|---|---|--|
| CLASSIFICATION<br>HISTORY   | OBJECT LOCATION<br>IU 25 CAB F SH 5   | CONTROLLED PROPERTY<br>Y                           |
| COMMUNICATION ARTIFACTS   | OBJECT STATUS AND YEAR<br>STORAGE 1998  | PARK ACRONYM<br>LIHO                               |
| DOCUMENTARY ARTIFACT  | ACQUISITION TYPE<br>TRANSFER FROM NPS   | CATALOG NUMBER<br>5393                             |
| OBJECT  | ITEM COUNT<br>1   | ACCESSION NUMBER<br>LIHO-00096                     |
| BOOK  | LOT QUANTIFICATION<br>1   | STORAGE UNIT<br>EA                                 |
| DESCRIPTION   | TITLE: LIVINGSTON'S LAW REGISTER. FOR 1852 CONTAINING THE POST OFFICE ADDRESS OF EVERY LAWYER IN THE UNITED STATES. PUBLISHED IN NEW YORK. ENTERED ACCORDING TO AN ACT OF CONGRESS IN THE YEAR 1851 BY JOHN LIVINGSTON. PRINTED BY NEAL AND PATE. CATALOG OF IN PENCIL: "THIS BOLUME OWNED BY ABRAHAM LINCOLN WHEN HE PRACTICED LAW IN SPRINGFIELD, IL. /LEWIS GARDNER REYNOLDS AFTER CAPT. OSBORNE HAMLIN OLDROYD/N.A. LOUGH". |  |
| SITE OF ORIGINAL COLLECTION/PROVENIENCE<br>WASHINGTON __ DC __ USA FORD'S THEATRE NHS | SITE OF ORIGIN  |  |
| CULTURAL IDENTITY   | OBJECT DATE<br>1851   | HISTORIC / CULTURAL PERIOD                         |
| DIMENSIONS/WEIGHT<br>L 23.0, W 15.0, T 2.5 CM   | PHOTO NUMBER  | OTHER NUMBERS<br>FOTH 3210                         |
| MEDIUM/MATERIALS<br>PAPER --LEATHER   |   | CONDITION<br>COM/FR /                              |
| IDENTIFIED BY AND DATE  | EMINENT FIGURE ASSOCIATION<br>LINCOLN, ABRAHAM  | ARTIST/MAKER                                       |
| CATALOGER AND DATE<br>BAILEY  | 07/21/92  | VALUE AT ACQUISITION, BASIS<br>\$3500.00 CATALOGER |
| RESTRICTION N   | REPRODUCTION N  | PUBLICATION CITATION N                             |
|   |   | 07/21/92 CATALOGER                                 |
|   |   | PRESERVATION TREATMENT N                           |
|   |   | CATALOG FOLDER N                                   |
|   |   | SIGNIFICANCE N                                     |

U.S. DEPARTMENT OF THE INTERIOR  
**MUSEUM CATALOG RECORD - CULTURAL RESOURCES**  
 NATIONAL PARK SERVICE  
 FORM 10-254  
 REV. 7/84



National Park Service  
 Teaching with **MUSEUM** Collections  
 Management Program  
<http://www.nps.gov/history/museum>

|   |                |  |  |  |                |
|---|----------------|--|--|--|----------------|
| CLASSIFICATION<br>HISTORY   |                | OBJECT LOCATION<br>S 25 CAB A DR 13    |  | CONTROLLED PROPERTY<br>N                   |                |
| COMMUNICATION ARTIFACTS   |                | OBJECT STATUS AND YEAR<br>STORAGE 2006 | PARK ACRONYM<br>LIHO                       | CATALOG NUMBER<br>5410                     | NUMBER         |
| DOCUMENTARY ARTIFACT  |                | ACQUISITION TYPE<br>TRANSFER FROM NPS  | ACQUISITION DATE<br>11/14/1989             | ACCESSION NUMBER<br>LIHO-00096             |                |
| OBJECT  |                | LOT QUANTIFICATION                     |  |  |                |
| CARTE-DE-VISITE   |                | ITEM COUNT<br>1                        | STORAGE UNIT<br>EA                         |  |                |
| DESCRIPTION<br>VIEW OF ABRAHAM LINCOLNS HORSE "ROBIN" DURING FUNERAL IN SPRINGFIELD IN 1865.<br>FROM AN ORIGINAL NEGATIVE BY F. W. INGMIRE. HORSE IS COVERED WITH A BLANKET HAVING FRINGE<br>AND TASSELS. THIS HORSE DROVE THE CARRIAGE WHICH HELD LINCOLNS CASKET TO THE OLD STATE<br>CAPITOL. IN OLDROYD CATALOGUE BOOK C, PAGE 31, #678. |                |  |  |  |                |
| SITE OF ORIGINAL COLLECTION/PROVENIENCE<br>WASHINGTON DC USA FORD'S THEATRE NHS   |                | SITE OF ORIGIN                         |  |  |                |
| CULTURAL IDENTITY   |                | OBJECT DATE<br>1865                    | HISTORIC / CULTURAL PERIOD                 |  |                |
| DIMENSIONS/WEIGHT<br>L 5.0, W 8.0 CM  |                | PHOTO NUMBER                           | OTHER NUMBERS<br>FOTH 690                  |  |                |
| MEDIUM/MATERIALS<br>PAPER   |                | CONDITION<br>COM/FR                    |  | MAINTENANCE CYCLE<br>/                     |                |
| IDENTIFIED BY AND DATE  |                | EMINENT FIGURE ASSOCIATION             |  |  |                |
| CATALOGUER AND DATE<br>BAILEY   |                | 07/24/92                               | VALUE AT ACQUISITION, BASIS                | CURRENT VALUE, DATE, BASIS<br>\$0 07/24/92 |                |
| RESTRICTION N   | REPRODUCTION N | PUBLICATION CITATION N                 | PRESERVATION TREATMENT N                   | CATALOG FOLDER                             | SIGNIFICANCE N |
| U.S. DEPARTMENT OF THE INTERIOR   |                |  | MUSEUM CATALOG RECORD - CULTURAL RESOURCES |  |                |
| NATIONAL PARK SERVICE   |                |  | FORM 10-254                                |  |                |
|   |                |  | REV. 7/84                                  |  |                |