



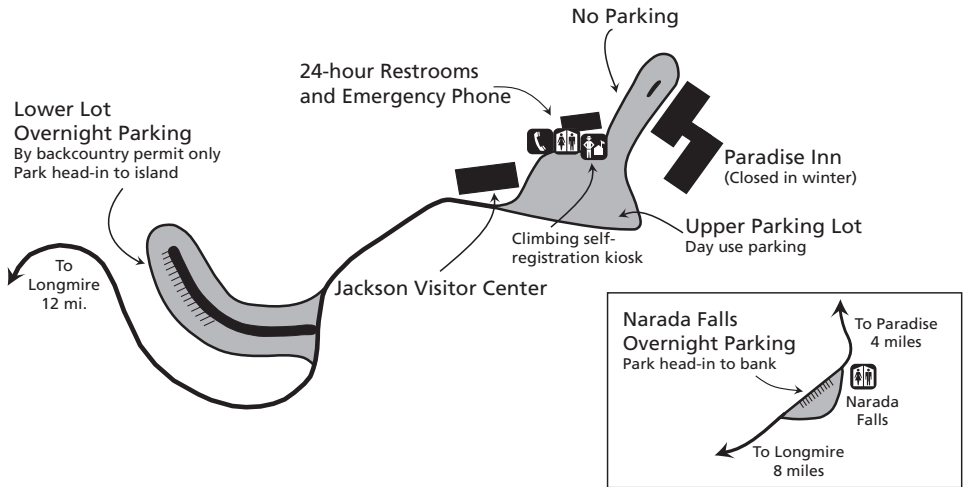
Winter Camping

?

Check the Alerts on the top of the park website [nps.gov/mora](https://www.nps.gov/mora) for gate and road status.

!

Route finding and hazard assessment skills are needed in Paradise area when snow-covered.



Camping on snow is allowed almost anywhere in the park with a permit once snow-depth has reached five feet at Paradise and two feet elsewhere in the park. A snow-depth of eight feet is recommended before constructing snow caves at Paradise. In selecting your campsite, choose a location that is a minimum of 300 feet from plowed roads and parking areas (to avoid being buried by snowplows), marked routes, trails, and buildings and at least 100 feet from water. Maximum group size is 12 people. Permits are required for all overnight camping.

Due to the unpredictability of private vehicle access to Paradise, potential winter campers should be experienced, self-sufficient, and have enough supplies to withstand additional nights in the backcountry if the gate in Longmire to Paradise remains closed.

The Longmire-Paradise road may close early or remain closed the entire day due to weather or road conditions. Plan to leave Paradise by 4:30 pm to exit the Longmire gate by the 5 pm closure. The Longmire gate generally closes to uphill traffic at 4 pm.

Camping in the Backcountry

Wilderness camping permits are required year-round. If you plan to winter camp in the backcountry, permits are available the day of arrival at the Longmire Museum 9 am - 4 pm daily, Paradise Visitor Center Friday - Monday, and at road closures

on the east side of the park (self-registration). In selecting your campsite, choose a location that is a minimum of 300 feet from plowed roads and parking areas, marked routes, trails and buildings, and at least 100 feet from water.

Blue Bags

Blue bags, for human waste, can be obtained from the ranger station or visitor center. Using blue bags keeps water clean, protects fragile vegetation from digging and allows more people to use the

area without leaving impacts. A blue bag barrel is available in the tunnel to the restrooms in the Paradise upper parking lot for disposal of used blue bags. Please dispose of bags properly.

Regulations

Pets are permitted in parking lots only and never on trails or snow. Service dogs allowed.

Remember to pack out all trash. Trash left behind melts out in early summer.

To protect the park’s resources and visitor facilities, the following are prohibited:

- Cutting vegetation (tree boughs, etc.).
- Collecting or gathering of wood, rocks, plants or other park resources.
- Campfires of any type. Stoves are permitted.
- Drying clothing and gear in restrooms or the visitor center.
- Camping or cooking in any building or in the restroom tunnel.

Food Storage

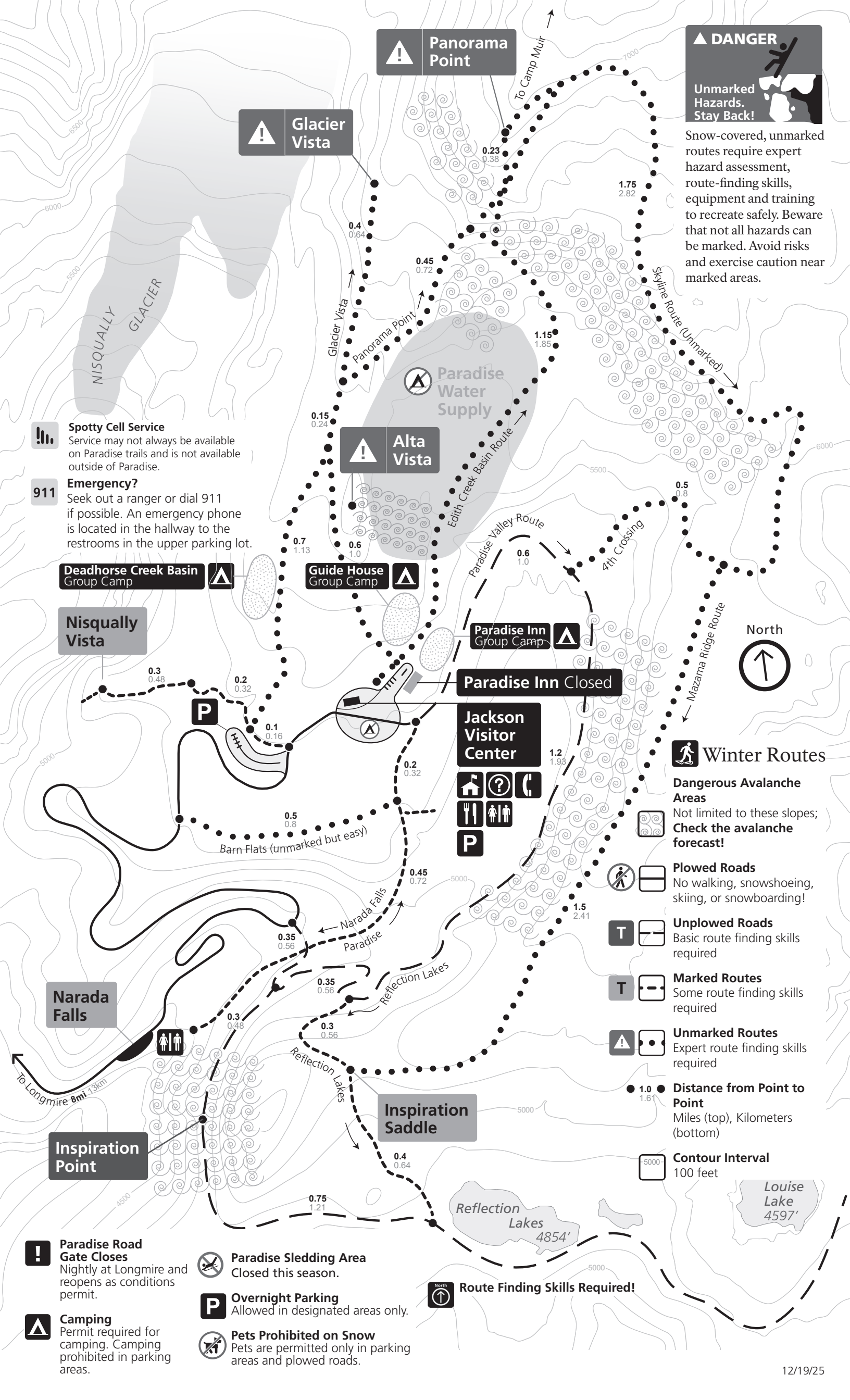
Proper food storage is required at all times when camping. Hang your food, garbage, and scented items to keep them out of reach of wildlife, or secure them in an approved hard-sided container (5-gallon plastic buckets with tight-fitting lids, or manufactured wildlife-resistant food containers).

Containers are *REQUIRED* in all Paradise area winter camping zones (Paradise, Mazama Ridge, Reflection Lakes, Tatoosh). Wildlife-resistant food containers are available for loan—ask a ranger when obtaining your camping permit.

Parking for Winter Camping

Vehicles must be parked in the overnight parking areas at Paradise, Narada Falls, or Longmire. If designated areas are full, contact a park ranger. Parking outside these areas impedes snow removal operations. If possible, avoid setting your parking brake—it may freeze and become unable to release.

It is unsafe to drive on roads and parking lots until morning snowplow operations are complete. Plows routinely operate on the wrong side of the road when it is closed. Check the Alerts on the top of the park website [nps.gov/mora](https://www.nps.gov/mora) for gate and road status.



▲ DANGER



Unmarked Hazards. Stay Back!

Snow-covered, unmarked routes require expert hazard assessment, route-finding skills, equipment and training to recreate safely. Beware that not all hazards can be marked. Avoid risks and exercise caution near marked areas.

**Spotty Cell Service**  
Service may not always be available on Paradise trails and is not available outside of Paradise.

**911 Emergency?**  
Seek out a ranger or dial 911 if possible. An emergency phone is located in the hallway to the restrooms in the upper parking lot.

**Deadhorse Creek Basin Group Camp**

**Nisqually Vista**

**Guide House Group Camp**

**Paradise Inn Group Camp**


**Paradise Inn Closed**


**Jackson Visitor Center**





### Winter Routes


**Dangerous Avalanche Areas**  
Not limited to these slopes; **Check the avalanche forecast!**

 **Plowed Roads**  
No walking, snowshoeing, skiing, or snowboarding!

 **Unplowed Roads**  
Basic route finding skills required

 **Marked Routes**  
Some route finding skills required


 **Unmarked Routes**  
Expert route finding skills required

 **Distance from Point to Point**  
Miles (top), Kilometers (bottom)

 **Contour Interval**  
100 feet

**Paradise Road Gate Closes**  
Nightly at Longmire and reopens as conditions permit.

**Camping**  
Permit required for camping. Camping prohibited in parking areas.

 **Paradise Sledding Area**  
Closed this season.

**Overnight Parking**  
Allowed in designated areas only.

 **Pets Prohibited on Snow**  
Pets are permitted only in parking areas and plowed roads.

 **Route Finding Skills Required!**