

Marsh - Billings - Rockefeller National Historical Park



Junior Ranger Book

This Book Belongs To:

Welcome to Marsh-Billings-Rockefeller National Historical Park. This park tells the story of the Marsh, Billings, and Rockefeller families.

These families were very different and lived here at different times, but each family believed that people should care for the land and the community where they live. They each found a way they could use their talents to make the land and their community a better place for the future.

This Park first opened in 1998 and is probably just a little older than you are! However, our story starts over 200 years ago when George Perkins Marsh was born.

As you explore, you will learn the special story of this Park and why this place was chosen to become a National Park – the only one in Vermont.

family



The Billings Family



George Marsh, Sister & Wife



Laurance & Mary Rockefeller

To become a Junior Ranger:

Walk along the Junior Ranger Loop and complete as many activities as you can along the way. Bring water, good walking shoes, and a companion. Open up all of your senses to prepare yourself for this adventure!

When you are done, make sure to complete page 12.

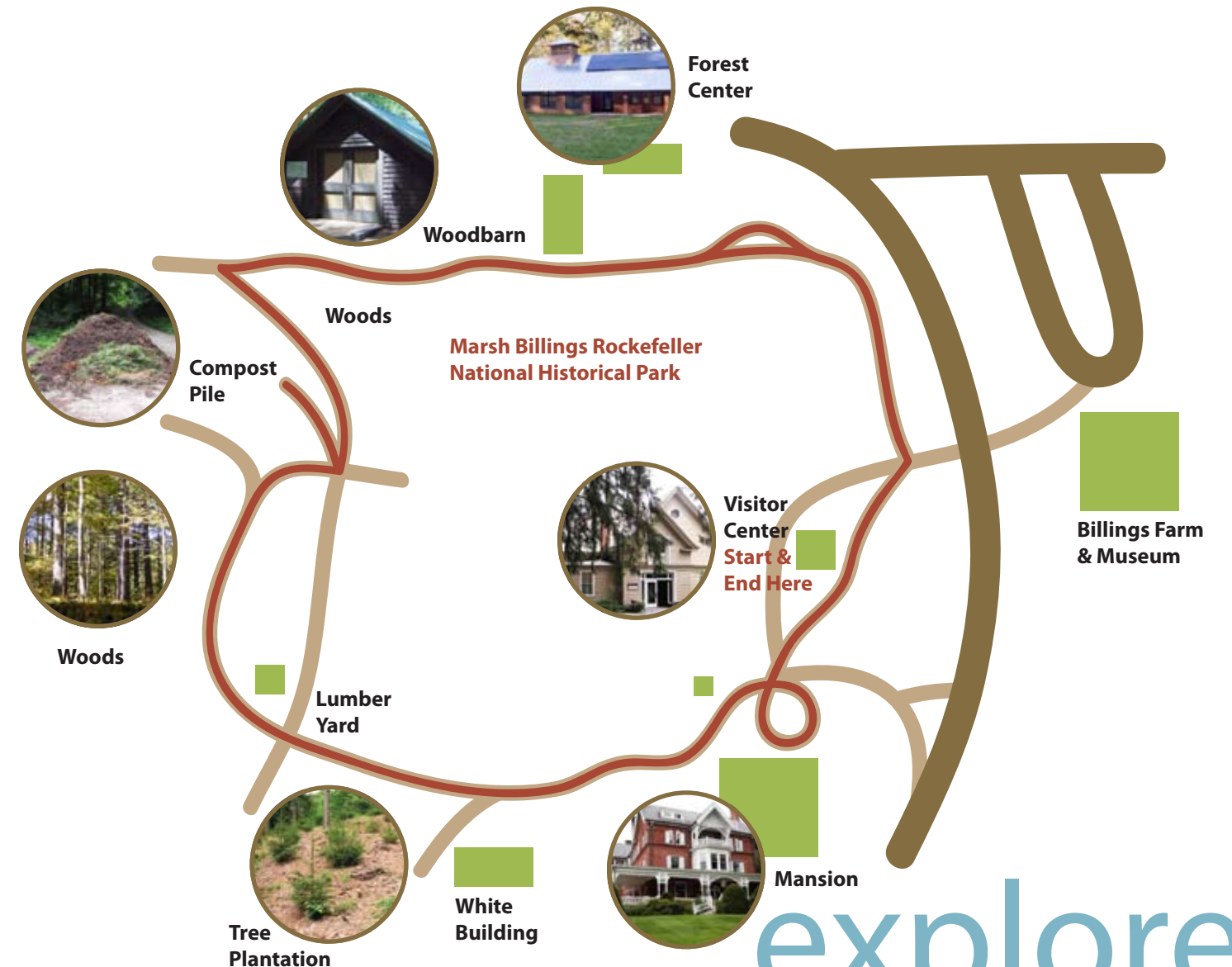
Come to the Carriage Barn Visitor Center to receive your Junior Ranger Badge.

Good luck and have fun!

Junior Ranger Loop : Hiking Directions

Can you use the map and the pictures to find your way around the Junior Ranger Loop?

1. Go straight out of the **visitor center** to the big trees and then to the **mansion**.
2. Walk around the **mansion** till you see a **white building** above the gardens.
3. Go uphill on the gravel carriage road behind the **white building**, until you see a **young tree plantation**.
4. Go back to the gravel carriage road and walk around the field in the **woods**.
5. At the far edge of the field turn right on the carriage road, to a 5-way intersection.
6. Go uphill at the 5-way intersection to find the **compost site**.
7. Go downhill at the 5-way intersection to continue hiking in the **woods**.
8. Turn right at the next intersection and go downhill until you find the **woodbarn** museum.
9. Continue downhill to the new **Forest Center** and explore the outside of the building.
10. Return to the carriage road and go downhill through the woods until you can see the **visitor center**.



explore



Walk out of the visitor center.


Junior Ranger Bingo

Find the largest Norway spruce in all of Vermont, ask a ranger if you can't decide which one is the biggest.

This tree is one of the oldest trees in the Park, planted by people over 100 years ago.

The story of this park is about how people use and take care of the land. As you walk along the Junior Ranger loop, see if you can spot signs of people's interactions with the land.

Fill in the blanks with your own signs of people in nature. Check off all the things you find along your hike.



Extra Credit : What are some of the effects that people have had on this land?

From the spruce tree, you'll see the large brick house. Walk to the lawn in front of the porch.



Mansion : *Man and Nature*

This is where the Marsh, Billings, and Rockefeller families lived. When George Perkins Marsh was growing up here over 200 years ago, he saw that many trees were being cut down to make sheep pastures.

Look all around you – imagine this area without any forests!

Marsh noticed that without trees on the hillsides many things happened: rains washed away soil leaving behind only rocks, animals lost their homes, rivers became too muddy, and people had a harder time living here.

So Marsh wrote a very important book called *Man and Nature*. It told people that if we take care of the land, it will take care of us.

If you were going to write a book about caring for a place, what would you call it?


Write the title and draw the cover of your book in the space below:

home



Continue around the mansion to the carriage road. Start up the hill, past the white building.

Go back to the carriage road and continue uphill around the large field.



Tree Plantation : *A Man Made Forest*

Frederick and Julia Billings bought this land from the Marsh family. They read *Man and Nature* and in the 1870's began to plant thousands of trees on the empty hillsides.

Look around as you walk up the hill.

Can you find these old trees? Yes No How old are they? _____ years old.

Why do you think the Billings planted trees? Check your answers.

- to hold soil in place
- to provide beauty for people
- to grow wood for the future
- for wildlife to use
- to provide shade
- to eat the wood
- to help the land
- to help people

forestry

In 2005 the Park started a new plantation of Norway spruce trees to show the way Billings created new forests. A plantation is where just one type of tree is planted like rows of corn in an open field.

Can you find these young trees? Yes No How old are they? _____ years old.

Walk into the young tree plantation. Find a tree as tall as you.

How many years until your tree is as big as the trees that the Billings planted? _____ years.

Draw a picture of you with your tree in the space below.




Woods Walk : *Tree Trivia*

The Billings family built these carriage roads for people to see the forests, enjoy nature and learn how to take care of the land.

On this road, you can see many different kinds of trees-- each tree offers something special. Notice the differences between this forest and the tree plantation.

See if you can match each of the trees below with how animals and people use them.




Bears eat this tree's acorns to build up fat reserves for winter hibernation. Native Americans mashed the acorns to make food similar to oatmeal.

Sapsuckers eat this tree's sap during the spring. The sweet boiled sap tastes great on pancakes!

Deer sleep under this tree in winter as it's branches hold snow well. Native Americans made a tea from this tree's short needles. This tea is high in vitamin C.

These trees were used to build ships' masts (poles that hold up a ship's sails). Its long needles grow in groups of five. Squirrels eat its long narrow cones.



Extra Credit : What do you think would happen to the land if too many trees are cut? How would your life change if we did not cut down any trees?



trees

Extra Credit : Do you think the Billings would be happy to know that more than 130 years later, you are walking these same roads to become a Junior Ranger? Why?

In the future some of these trees will be cut down for their wood. What would you make out of the wood from your tree?



Turn right at the first split in the carriage road. Go to the five point intersection and take a left uphill.

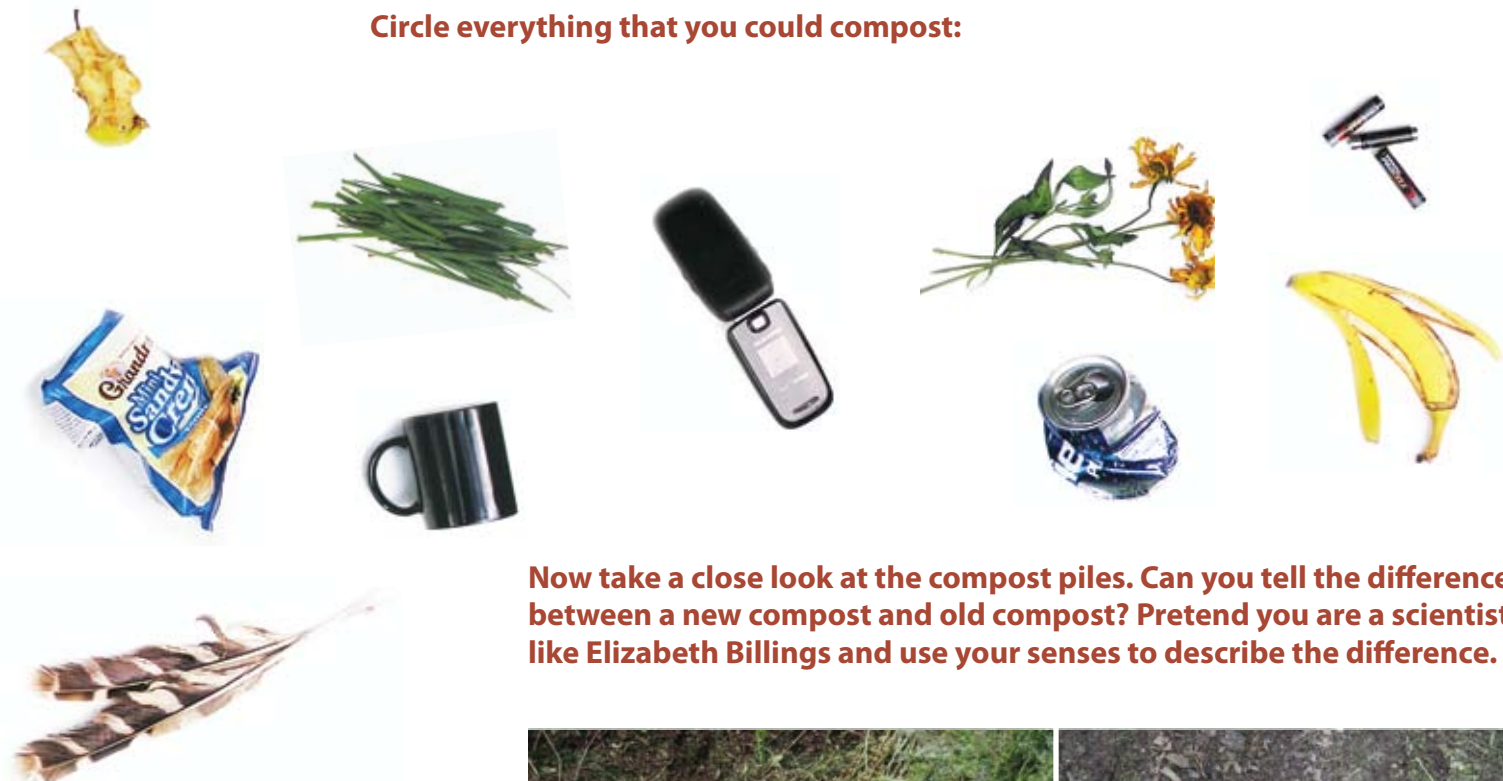
Return to the five point intersection and take a sharp left, downhill.

Compost Pile : *Nature's Recycling*

Frederick Billings' daughter, Elizabeth, loved studying plants and became an expert on wildflowers, grasses and ferns. Working in the garden, she saw that nature is the best recycler. Given enough time, nature can turn a giant tree into soil, a moose into dirt.

People can also recycle, or compost, organic waste. Organic waste is anything that was once alive, like plants or animals.

Circle everything that you could compost:



Now take a close look at the compost piles. Can you tell the difference between a new compost and old compost? Pretend you are a scientist like Elizabeth Billings and use your senses to describe the difference.

New	Old
Smell	Smell
Touch	Touch
Sight	Sight
Sound	Sound


Safety Note: The compost area is an active work zone. Please watch your step and stay off of equipment.

Woods Walk : *Sound Map*

Mary French was Frederick Billings' granddaughter. She married Laurance Rockefeller, a man who shared her family's belief in taking care of the land. They enjoyed the peace and quiet of the forest.


See if you can do the same: Find a place you like, sit quietly and take a few deep breaths. How do you feel?

Notice that nature is not silent. Listen to the sounds you hear. Draw a picture of what you think made each sound and place it in the forest below.



recycling

listen



At the end of the path, take a right. Stop at the dark brown building on your left.

Woodbarn : Inspiration through Art

The Marsh, Billings and Rockefeller families were all inspired by art. In the Woodbarn you can see two of the many paintings that are found in the mansion. Through their beauty, these paintings and others motivated people to take better care of the land. **Find these two paintings.**

Art – such as poems, paintings, sculptures, photographs, and essays – lets us think more deeply about a subject and express our feelings. Art also helps us to use our imagination and think more creatively. We need creative thinking to find better ways to work with nature.

Sit at the bench or outside and think about something that inspired you during your walk in the Park.

Use the space below to create a poem, draw, or write a story to capture your experience in the park. Take your time.

Remember art can require deep thought.



Extra Credit : Look through the Woodbarn at the photos, paintings, quotes and writings. What part of the exhibit inspires you the most to take care of the land? Why?

art

SUGAR MAPLE ACER SACCHARUM



Continue on the path to the brown building in the field.

Forest Center : Be the Change You Want to See

The Marsh-Billings-Rockefeller National Historical Park was created to carry on the work of the families that lived here—to help people work better with nature.

The Park, with the help of people like you, hopes to show people how this can be done. For example, the Park built the Forest Center in 2008. It is one of the most environmentally-friendly buildings in the National Park Service.

What are some of the things you and your family do (or would like to do) to be more environmentally-friendly?



	Forest Center	YOUR Place
Electricity	Solar Panels Cow Power Energy Efficient Appliances	
Water	Low Flush Toilets Automatic Turn-Off Faucets	
Building Materials	Sustainably Harvested Local Wood Low Toxic Paints	
Heat	Energy Efficient Heater Sustainably Harvested Wood	
Recycling	Separate Recyclable Materials from Trash	
Other	Use Native Plants in Landscaping	

sustainable



Head down the path and back to the carriage barn visitor center.

Carriage Barn : *Learning from Each Other*

The Rockefellers donated this land for everyone to enjoy. They wanted visitors to learn about and continue this important story about the difference people can make when they try. Now you are part of this story.

One of the best ways you can make a difference is to communicate what you think is important about taking care of the land.

Park rangers are experts at communicating—it’s their job!

Introduce yourself to a Park Ranger and ask the following questions:

- What is your name?
- What do you like most about this park?
- How do you think Junior Rangers can be good stewards?

Ask your own question:



sharing

Now it is your turn to share. Ask the Park Ranger for a postcard to give to a friend, family member, or ranger.

Here are a few ideas to write or draw about:

- Why you want to be a Junior Ranger.
- An activity you enjoyed.
- Something beautiful you saw.
- Information you found interesting.
- What stewardship or taking care of the land means to you.



Congratulations! You are now ready to become a Junior Ranger.

Show your book to a Park Ranger so you can receive your Junior Ranger Badge.

Marsh Billings Rockefeller National Historical Park • 54 Elm Street Woodstock VT 05091 • 802 457 3368 • nps.gov/mabi

Historical Images Courtesy Billings Family Archives • Childrens Images Courtesy Mountains And Rivers Forever Camp • Cover Illustration By And Courtesy Of Richard Schlecht • Buck Photo, Page Six, By James Marvin Phelps • Sapsucker Photo, Page Six, By Flipped Out • Squirrel Photo, Page Six, By Gilles Gonthier