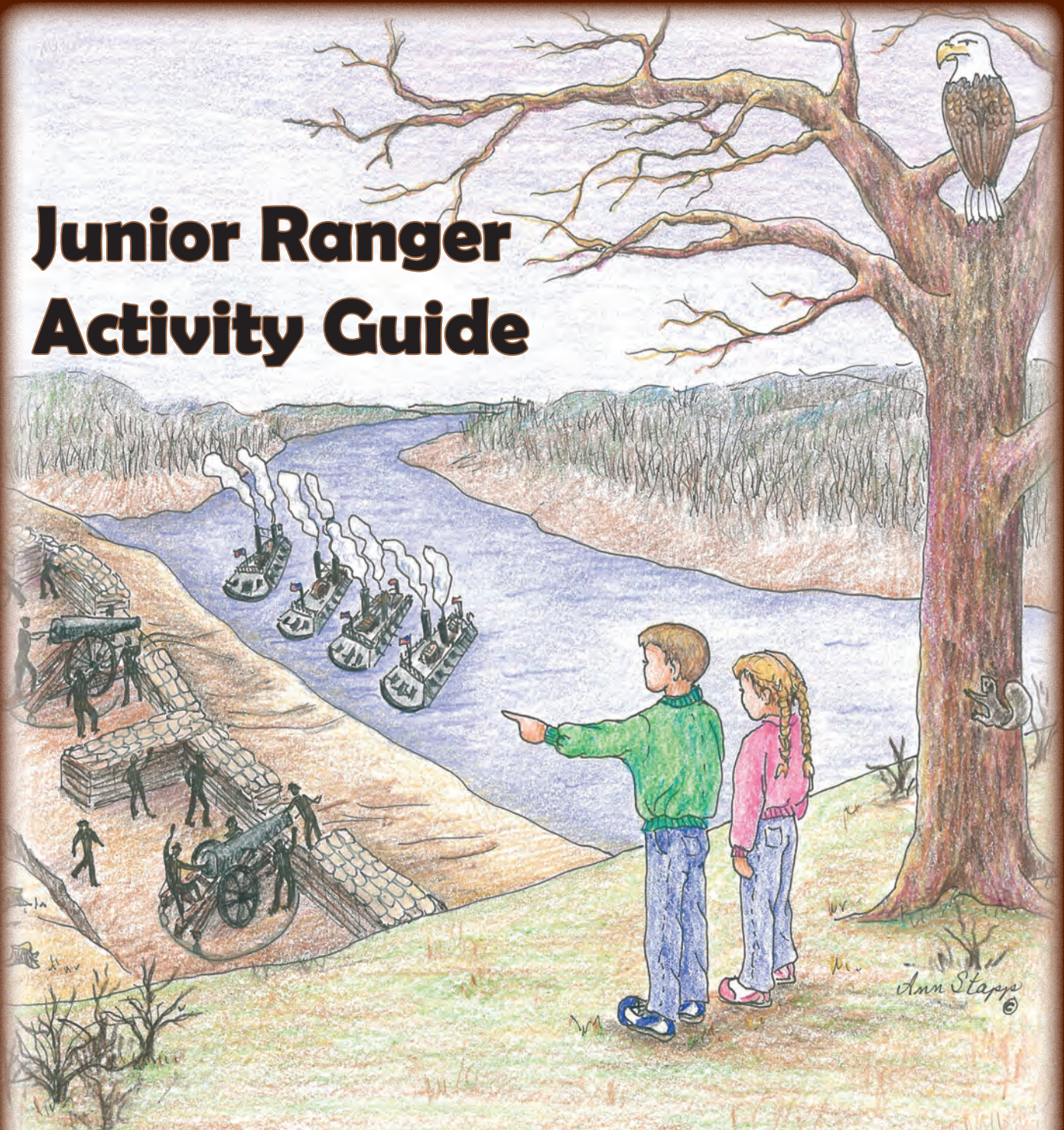


Junior Ranger Activity Guide




Fort Donelson National Battlefield
Tennessee

WOULD YOU LIKE TO BECOME A JUNIOR RANGER?

FOLLOW THE DIRECTIONS AND YOU'LL BE ON YOUR WAY!

1. Complete at least three activities.
 2. Attend a Ranger Program or watch the park orientation film.
 3. Answer this question: What can you do to protect park resources?
-

4. When you're finished, take your booklet to the visitor center.
A Park Ranger will review your work, sign your certificate,
and give you a badge!



Are you 5-8 years old?

Complete pages 1, 2, 4, & 12

If you're 9-12 years old . . .

Please complete 1, 2, 5-7, 8-12

For a real challenge, complete the entire booklet!

You will need:

- CRAYONS OR COLORING PENCILS
(ask the Ranger at the Information Desk
if you need to borrow a few)
- PENCIL OR PEN
- PARK BROCHURE AND . . .
- A WILLINGNESS TO DISCOVER
AND LEARN!

**The answers
for these activities**

may be found in the visitor
center exhibits or orientation
film, by reading maps or the
park brochure, or touring the
battlefield. Please review the
safety message in the park
brochure and watch for vehicle
traffic along the park roads.

"Explore, Learn, Protect: Be a Junior Ranger" • October 2006

Artwork: Ann Stapp • Design & Printing: Printing Services & Supplies • Text: National Park Service Interpretive Staff
This project was made possible by the National Park Foundation through the generous support of the Unilever Company,
a Proud Partner of America's National Parks and a National Corporate Partner of the Junior Ranger Program.

THE JUNIOR RANGER PLEDGE



As a Junior Ranger, I

_____,
(your name)

promise to protect and preserve
the plants, animals, and history
of Fort Donelson National Battlefield.



I will share what I have learned about National Parks
with others and will continue to explore these national treasures.

Signature: _____

Date: _____



CREATE A FORT DONELSON JOURNAL

FIND A LOCATION on the park, either on the hiking trails or pick your favorite spot. Sit quietly and observe your surroundings for a few minutes.

What do you see? What do you hear or smell? Record your observations.

NOW, IMAGINE that you are a Civil War soldier. Do you think he saw, heard, or smelled the similar things as you did?

Using your observations, write a short poem or draw a sketch of something you've seen.

Try This!

Write a Haiku about your experience.

A Haiku is a type of poem that doesn't rhyme and follows this pattern:

Example

Line 1: 5 syllables (or beats)

Line 2: 7 syllables

Line 3: 5 syllables


Eagles soar above

Watching snow fall on mountains

They wait for summer

CIVIL WAR TEAM PLAYERS

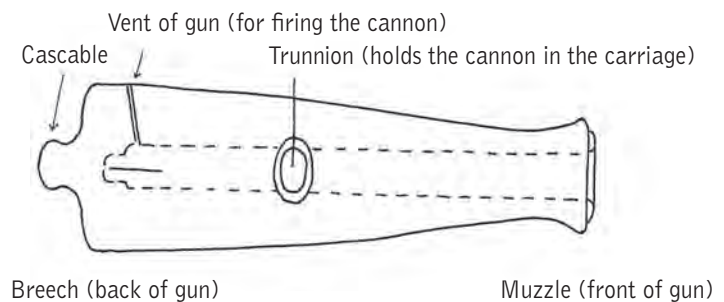
As you visit the battlefield, you'll notice many different types of cannons. These cannons are artifacts (pieces of history) that tell us a story about the past.



EIGHT SOLDIERS, including the commander of the gun (you might think of him as a team captain) were trained to do specific tasks in order to load and fire the gun.

JUST IMAGINE if you were part of a cannon crew or “team.” Remember that most of the time, cannons were placed in front of enemy troops, without the covering of trees and the cannon crew was in full view of the enemy. Do you think you would be able to be a team player? How do you think these soldiers felt during the battle?

TAKE A LOOK at some of the cannons as you and your family drive around the battlefield. Cannons usually have numbers (on the muzzle), the name of the cannon’s maker, and date it was made (on the trunnion). The weight of the gun is sometimes stamped on the breech.



Did you know?

The weight of smoothbore (not rifled) cannon ball determined the name of the gun. So, a cannon that fired cannon balls that weighed 6 pounds was called a “6-pounder.” Look for cannons that fired a 32-pound cannon ball. And remember ... Please do not climb on any cannon. Help us protect these historic artifacts.

Try This!

Guess the weight of one of the cannons (in the museum or front of the visitor center). _____

How do you think the army moved these guns during the Civil War?

WATCHING WILDLIFE

PARK RANGERS ALWAYS TEACH VISITORS to respect and appreciate the animals that live in the park. You can be a Junior Ranger by keeping track of the animals that you see on your visit. Circle each animal below that you see.



BIRD



TURKEY



FOX



DEER

LOOK FOR ANIMAL HOMES

along the riverbank or in the trees. List three animal homes.



Did you know?

Everyone knows that the Bald Eagle is America's national bird. But did you know that Union soldiers brought a "pet" eagle into battle? Soldiers with the 8th Wisconsin Volunteers trained an eagle to be their mascot and named him old Abe. The bird was born around 1861, and he served with the regiment in 37 battles! Abe finally died in 1881. How old was Abe when he died? ____



HONOR OUR HEROES

FORT DONELSON NATIONAL CEMETERY

was established in 1867 to bury the remains of Union Soldiers who died at Fort Donelson and other battles in Tennessee. Today, the cemetery serves as a final resting place for United States veterans.



► THERE ARE TWO TYPES OF CIVIL WAR HEADSTONES:

one has a Civil War shield (badge) and the other simply has a number. Find one of the headstones and record the information here:

► MOST OF THE CONFEDERATE AND U.S. SOLDIERS

killed at Fort Donelson were buried in mass graves. 670 U.S. soldiers were later moved to the national cemetery. Only 158 soldiers could be identified. What's the total number of unknown soldiers?

670 – 158 = _____ unknown soldiers

► ARE CONFEDERATE SOLDIERS

buried in this cemetery? Why or why not?

► AFRICAN AMERICAN MEN

were not allowed to fight as U.S. Soldiers until 1863. Once they were enlisted at Fort Donelson they were called United States Colored Troops or U.S.C.T. How many U.S.C.T. are buried here? (Hint: Look for grave numbers 658, 659, 666, and 667.)

► LOCATE A HEADSTONE

from a state you are from or a state nearby your home.

WHY is this cemetery different from other cemeteries?

WHY do we honor American veterans?

.....



WHAT IS FORT DONELSON?

FORT DONELSON WAS AN EARTHEN FORTIFICATION built by Confederate soldiers between 1861-1862. It took several weeks to cut trees, stack the trees, and then make the fort walls by covering the trees with dirt. Confederates built the fort in this way because it was quicker than building a stone or brick fort. They chose this location because from this high bluff overlooking the river, they could control the river and see the enemy.

INSTRUCTIONS: For these questions, you should walk beside the fort wall and roadway between tour stops #2 and #3. See the park brochure and remember to stay off the fort walls and earthworks.

COLOR THE MAP OF FORT DONELSON,

identifying these key features: fort walls (**ORANGE**), abatis (**GREEN**), Stankiewicz's gun battery (**RED**), & log hut (**BROWN**). Use your own crayons or coloring pencils or borrow a few from the visitor center. Use the drawing with this activity & refer to your park brochure.

① STOP ALONG THE FORT ENTRANCE.

(Tour Stop #2 - DO NOT CLIMB OR WALK ON THE FORT WALL)

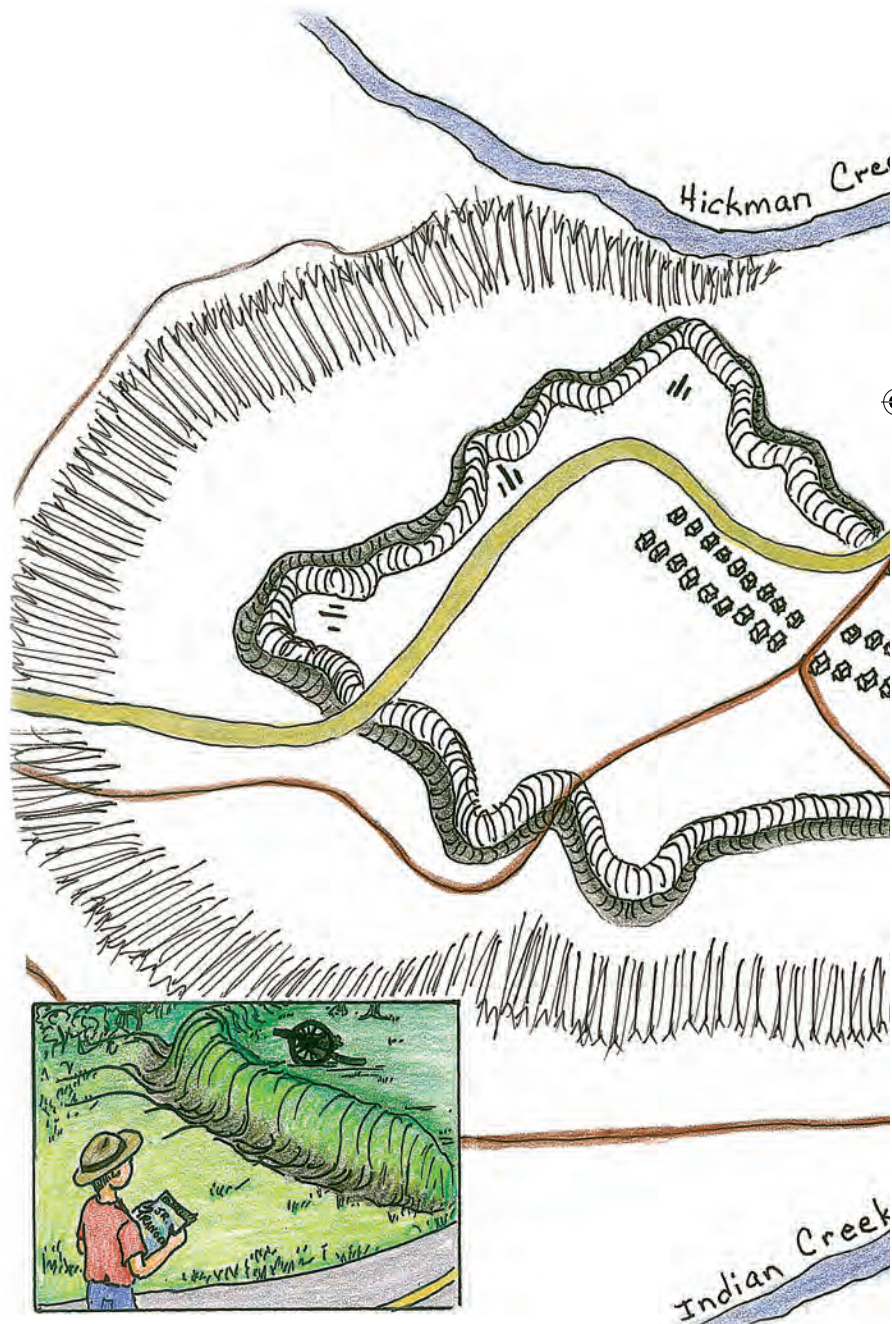
How did you visualize that the fort would look?

In 1862, the walls inside the fort were 5-6 ft. high; the exterior fort walls were 10-12 ft. high. A deep moat (deep, wide trench) and abatis (an obstacle formed of the branches of trees laid in a row, with the tops directed towards the enemy) surrounded the entire fort.

Make this sketch of the fort easier to read by coloring key features using the map provided: fort wall=**orange**, abatis=**green**

② THE NATIONAL PARK SERVICE TRIES TO PREVENT EROSION

on the historic fort and earthworks to preserve the fort for future generations to see and touch. What can you do to help



Facts about the Fort:

- The fort is made from trees and dirt
- It's very big—15 acres (that's 11 football fields!)
- It was named for Confederate General Daniel S. Donelson
- 2,500 Confederate soldiers lived and worked inside the fort.
- The National Park Service asks visitors to stay off the fort walls and earthworks to prevent soil erosion and protect the fort for future visitors

③ HOW HAS THE FORT AND ITS ENVIRONMENT CHANGED

since the 1860s? Do you think the historical landscape has changed?

Today, the total park is 558 acres, with 496 forested and a few mowed areas.

What percentage of the park is forested?

What percentage is manicured?

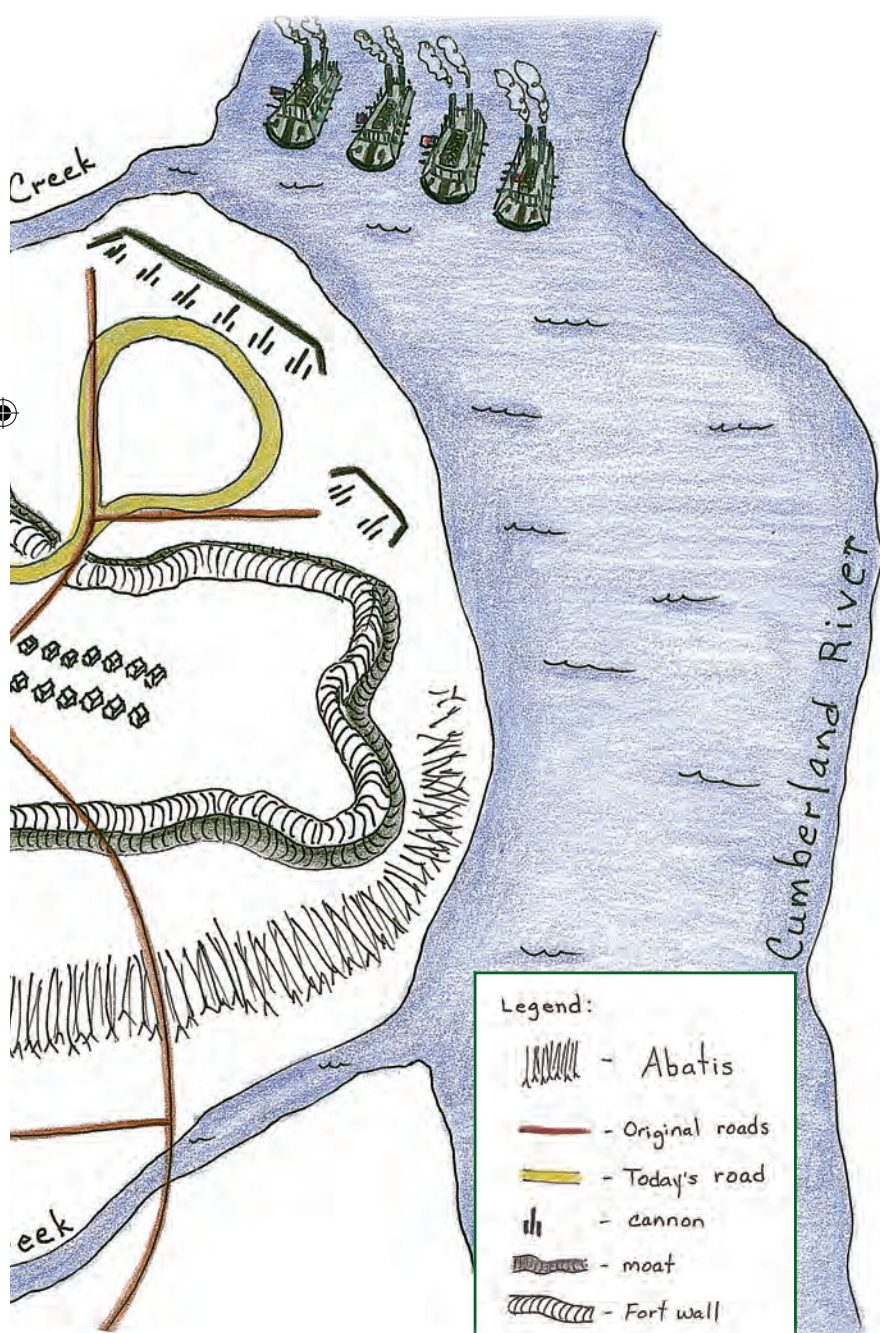
Hint: It's a division problem! Divide the larger number into the smaller number.

④ NOTICE THE THREE GUNS PLACED INSIDE THE FORT.


This area identifies Stankiewicz Battery, a Confederate gun emplacement that protected the fort. These guns were placed inside the fort's angles to protect military forces from enfilading fire (crossfire from the enemy.) Mark Stankiewicz Battery on your fort map with a **red X**.

⑤ WALK TO THE LOG HUT.

This hut is not original, but is similar to what Confederate soldiers lived in. Most of the soldiers spent time here learning to drill as a regiment (1,000 men) and building the fort. Not only were Confederate soldiers sad to be away from their homes and families, but they also became sick with many diseases such as measles, chicken pox, and pneumonia. Mark the log hut on your fort map with a **brown X**.



HIGHWAYS OF THE 1860s



RIVERS IN 19TH CENTURY AMERICA were similar to modern highways or interstates. Steamboats helped Americans travel quickly from city to city, migrate to new territories, and transport goods and crops to market. When the Civil War began in April 1861, both Union and Confederate armies sought to use rivers as a way to move soldiers, weapons, and equipment. For the Union Army, rivers became invasion routes. Confederates built defensive points (forts) along the rivers to prevent invasion from the North.

① **LABEL THE FOLLOWING RIVERS AND CITIES**, using the map on page 9:

Rivers: Cumberland, Mississippi, Ohio, Tennessee

Cities: Cairo, IL; Nashville, TN; Paducah, KY


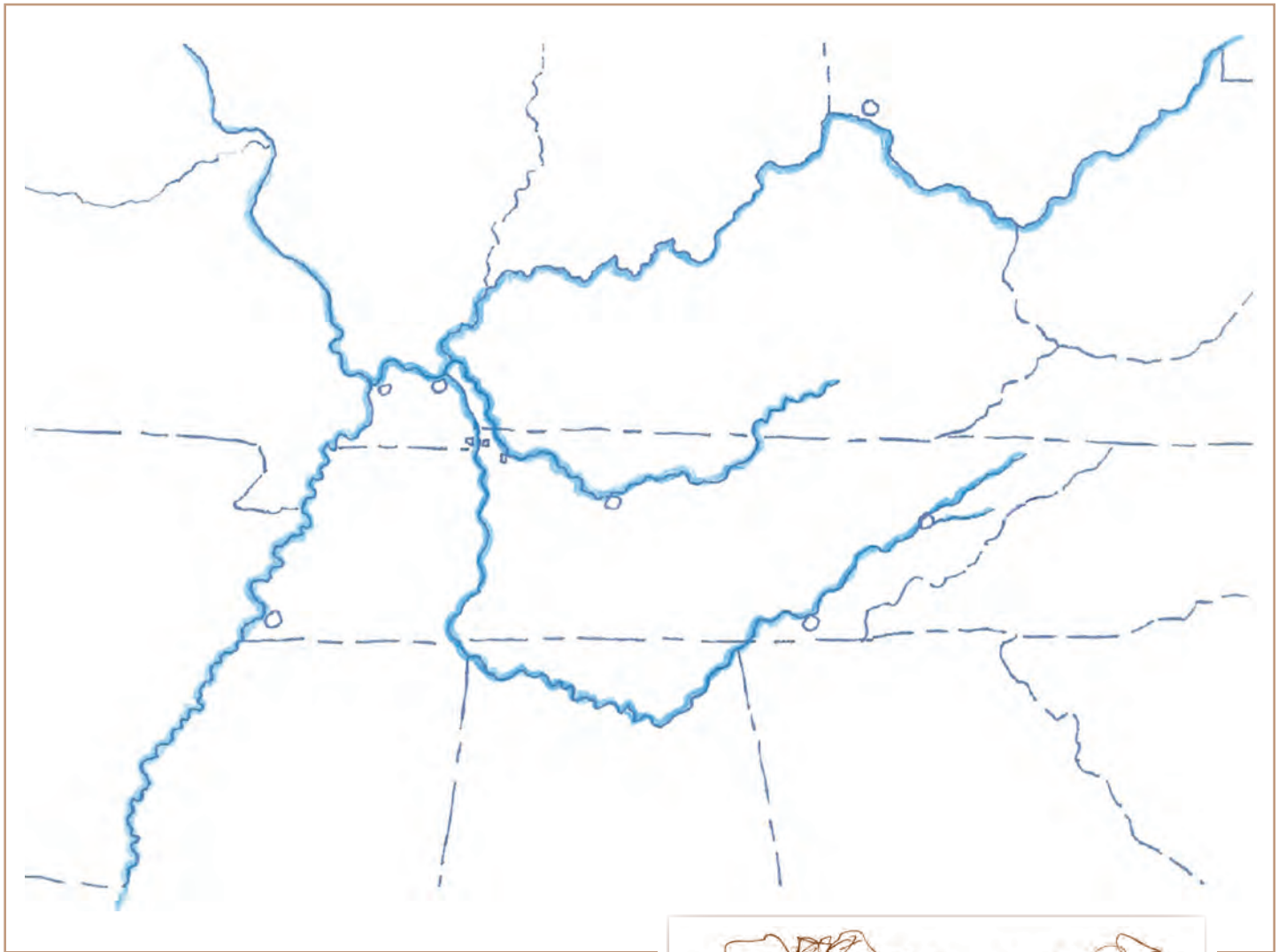

THE UNION ARMY moved men and supplies by river. Confederates surrendered Fort Henry on February 6, 1862, and two weeks later on February 12th, Grant attacked Fort Donelson. Using the same map:

② **LABEL THE THREE CONFEDERATE FORTS**: Henry, Heiman, and Donelson.

③ **TRACE THE ROUTE(S)** that Brigadier General Ulysses S. Grant and Flag Officer Andrew Foote used to attack Forts Henry and Donelson. (Hint: they traveled along two rivers)

RIVERS ALSO HAD ANOTHER IMPORTANCE during the 19th century. Many people believe that major waterways such as the Cumberland, Tennessee, and Ohio Rivers offered the best method for escape for freedom-seeking slaves. Once a slave crossed the Ohio River, he or she would be in free states that prohibited slavery.

④ **IF YOU WERE A SLAVE LIVING IN DOVER, TENNESSEE**, draw a dashed line to show the path that you would use for escape. Think about the information you learned from the visitor center film and the museum exhibit. Remember, the best chance for escaping slavery in Tennessee would be by traveling along the rivers.



Did you Know?

- Most runaway slaves traveled alone and only asked for help once they believed they were near border or free states.
- An estimated 100,000 persons escaped slavery between 1790 and 1860.

INVESTIGATING THE PAST

THE DOVER HOTEL signifies an important story about the surrender of the 1862 Battle of Fort Donelson. General Ulysses S. Grant and General Simon B. Buckner met in the hotel to discuss the terms for surrender. A few days later, Confederate soldiers were marched to this steamboat landing, loaded on boats, and sent to prison camps in the North.

General Buckner and his staff once used the hotel as the headquarters for the Confederate command. From this location, General Buckner sent a message to the Union Army asking for the terms for surrender. General Grant's reply? "I accept no terms except unconditional and immediate surrender."




What did surrender mean to the Confederates? It usually means to give up or give back something. General Buckner made a decision after a difficult fight to "give up" and surrender his Confederate troops. This meant that soldiers could not go home, they turned over all weapons to the Union Army, and approximately 13,000 men were sent to prison camps far away from home.

STUDY THE PICTURE ON THE FOLLOWING PAGE.

- ▶ **WHAT IS HAPPENING** in this picture? Do you think the soldiers are happy or sad?
- ▶ **HOW WOULD YOU FEEL** if you were separated from your family?
- ▶ **LOOK FOR THE SOLDIER** in the lower left corner. Draw his face to show how you think he felt.
- ▶ **LOOK AT THE WOMEN** in the picture. Describe their emotions.
- ▶ **DO YOU SEE ANY** Union soldiers? What are they doing?
- ▶ **THE SOLDIER STANDING** by the stacked weapons is a Confederate or Union soldier? (Circle one) What do you think he was thinking?

Did you Know?

Many Confederate soldiers in prison camps died of sickness or disease during the harsh winter of 1862. Soldiers who survived were released in six months. Some went home, but others chose to continue to fight.



WHY SHOULD WE CARE?

CIVIL WAR BATTLEFIELDS are reminders of the American past, whether we think about it as conflicts between people, places, or ideas.

CIVIL WAR VETERANS, their wives & children, civic groups, & churches came together in the late 1880s and 1890s to remember these conflicts and preserve the battle sites for future generations.

WHAT WOULD HAPPEN IF . . .

- ▶ Each visitor scratched their name on a Civil War cannon?
- ▶ We allowed carnivals & circuses to set up inside the fort?
- ▶ We break headstones in the national cemetery?



WHAT ABOUT YOU?

- ▶ Is there something that you try to protect or care for?
- ▶ Do you take care of your pet? A special toy? Favorite video game?
- ▶ What do you think needs special care and preservation at Fort Donelson National Battlefield? Why?



Think about this

What do you have in common with the volunteer soldiers at Fort Donelson? Answer: Both you and the soldiers were at Fort Donelson! This fort is over 140 years old and because concerned Americans wanted to preserve and protect the fort forever, we can now stand in the same place where Civil War soldiers lived and fought!

This is to Certify That

Name


- ☐ Attended a Ranger Program, or
- ☐ Viewed the Park orientation film

And has completed the requirements to become a

JUNIOR RANGER

Of

FORT DONELSON NATIONAL BATTLEFIELD



Park Ranger signature

Given on this ____ day of _____, 20____.

