



# JUNIOR RANGER Adventure



Name: \_\_\_\_\_



# How to be a Junior Ranger

1.

Complete the number of activities for the animal level you would like to achieve. Circle that animal below.



**Roadrunner Level:**  
at least 4 activities



**Chuckwalla Level:**  
at least 6 activities



**Bighorn Sheep Level:**  
at least 9 activities

2. Compare Death Valley to where you live. You can watch the park movie at the Furnace Creek Visitor Center for inspiration.

How is Death Valley similar to your home?

---

---

---

How is Death Valley different from your home?

---

---

---

3. Become an Official Junior Ranger!



Go to a visitor center or ranger station in Death Valley National Park. Show a ranger this book, and tell them about your adventure. You will be sworn in as an official Junior Ranger and get a badge!

Junior Ranger patches are available for purchase at the bookstore. Just show the certificate on the back of this book!

Books may also be mailed to:

Death Valley National Park  
Junior Ranger Program  
PO Box 579  
Death Valley, CA 92328

**Let's get started!**

# Packing for Your Adventure

Before we go out on our Junior Ranger adventure, we must make sure we are prepared!  
If we bring the right things, we can have a fun and safe adventure in Death Valley!

First things first—bring plenty of water,  
and remind your family to drink it!


Help me pack for my hike by  
circling what I should bring!



How might summer visitors prepare differently than visitors in the winter?

# Map of Your Adventure

This is a map of your adventure in Death Valley. Draw the path you traveled to explore the hottest, driest, and lowest national park in the United States! Circle the places that you visited, and fill in the names of the blank spaces on the map.















# Junior Ranger Bingo!

Junior Rangers explore and discover what is special about a park. Remember to be respectful and leave places you visit the same way you found them!

As you explore the park, complete the tasks in the squares below. Use squares to draw or write about your observations. **Celebrate your bingo when you get 4 in a row, down, or diagonally!**




 <p>Find a plant on the sand dunes</p>	 <p>Hear a bird sound</p>	<p>Stand near something taller than you</p>	<p>BLUE GREEN PURPLE BROWN WHITE YELLOW ORANGE</p> <p>Find something that is your favorite color</p>
 <p>Spot a cactus (be careful!!)</p>	 <p>Ask a park ranger a question</p>	 <p>See water in a habitat</p>	<p>Draw something that is your favorite color</p>
 <p>Touch Salt</p>	 <p>Collect and dispose of 10 pieces of litter.</p>	 <p>Find something that comes out at night</p>	 <p>Describe something that smells</p>
<p>See something with wings</p>	 <p>Spot an animal moving quickly</p>	 <p>Record today's temperature</p>	 <p>Find where you are on the park map</p>



# Animal Adaptations

Animals that live in Death Valley must have super powers to live in the hot and dry desert. These super powers are called adaptations which are body parts or behaviors that help that animal survive.

**Match the desert animal with its adaptation below!**



I am a large reptile that hides in rocks and puffs up so that predators cannot pull me out!



I spend most of my life underground, but when I am above ground, my armor helps protect me.



I slide across the hot sand by lifting part of my body off the ground to cool off!



I can jump around the desert without drinking water because I get all the water I need from the seeds I eat!



I hunt at night by sending out high-pitched sounds that bounce off my prey and come back to me!



I can live in water that is over 100°F (38°C) and as salty as the ocean!

**Write the name of the animal next to its picture:**

chuckwalla kangaroo rat bat sidewinder pupfish desert tortoise



# Build a Desert Animal

Let your imagination run wild, and invent a desert animal that lives in one of the hottest places in the world!

What desert adaptations will help your creature survive in Death Valley? **Use this book, your adventures, and the visitor center as inspiration!**

What is your desert animal called? \_\_\_\_\_

Where does it live in the park? \_\_\_\_\_

How does it survive the extreme heat? \_\_\_\_\_

How does it get water? \_\_\_\_\_

How does it protect itself from enemies? \_\_\_\_\_

# Exploring the Night Sky

Death Valley boasts some of the darkest skies in the United States, due to mountain ranges that block major city lights. You may see stars in Death Valley's night sky that you cannot see from home. Why do you think that is?

People around the world look up at the night sky and create stories about the shapes they see in the stars. **Create your own constellation, or group of stars, around a shape you see in the star field below!**



Name your constellation!



# Animal Adaptations



In Death Valley, many animals are active during the night to escape the heat of the day. These nocturnal animals stay in their burrows during the day. Tracks on the sand dunes tell the stories of animal activity at night.


Unscramble the words below to find out which animal left each track.



KINTS GUB



KANSE



COBTAB



BHRONIG PESHE



GROOKANA TAR



DROURNEANR



TIK OXF



DRAILZ



VARNE



# Forces that Shape the Land...

Death Valley's landscape is always changing. Powerful forces, such as wind and water, shape the mountains, canyons, salt flats, and sand dunes. These changes can happen slowly, over millions of years. These changes can also happen quickly, such as after a rainstorm.

## SALT FLATS



Floodwaters bring minerals down from the mountains.



When the floodwaters in the basin dry up...



...salt is left behind!

## CANYONS



Canyons form when water, over millions of years...



...carves out the rock in a process called erosion...



...a process which still goes on today when flash floods come!

## SAND DUNES



Tiny particles of rock, eroded off of the mountains over millions of years...



...are blown by powerful winds...

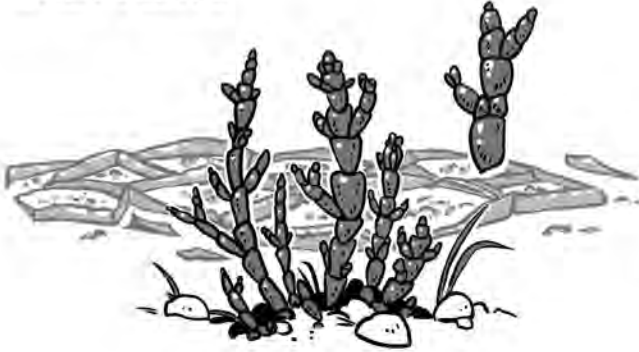


...to form constantly changing, massive dunes of sand!

# ...Create Habitat for Plants!

These landforms are also habitats for plants. Like animals, these plants have special adaptations that help them live in the hot, dry desert.

## SALT FLATS



Pickleweed is able to store salty water in its stems.

## CANYONS



Desert holly has light colored leaves to help reflect sunlight.

## SAND DUNES



The smelly, waxy leaves of the creosote bush help it conserve water and keep cool.

Using the word bank, find the powerful forces, landscapes, and plants in the wordsearch below.

D	S	A	L	T	F	L	A	T	F
E	R	O	S	I	O	N	C	P	V
S	A	D	U	N	E	S	O	I	N
E	E	L	R	T	T	R	O	C	K
R	T	M	C	Y	U	Q	M	K	T
T	R	K	A	D	H	G	I	L	P
M	O	U	N	T	A	I	N	E	H
G	E	E	Y	F	B	W	E	W	H
O	U	R	O	S	I	T	R	E	O
G	W	I	N	D	T	A	A	E	L
S	A	L	T	A	A	X	L	D	L
M	I	K	E	R	T	F	W	O	Y
C	R	E	O	S	O	T	E	I	H

MOUNTAIN  
CANYON  
SALT FLAT  
DUNES  
MINERAL  
SALT  
EROSION  
ROCK

WIND  
PICKLEWEED  
HABITAT  
HOLLY  
CREOSOTE  
DESERT



# Mining in Death Valley

Mining brought people to Death Valley looking for work, riches, and adventure! The history of mining in Death Valley dates back over 150 years. Miners spent weeks or months in the wilderness and built many of the roads in Death Valley to transport the valuable ore. As you travel through the park, you may be following the route of a prospector! **Follow the maze below to learn more!**

**START**



Borax, used to make soap, was scraped off the valley floor...



Ghost towns dot Death Valley where miners used to live.



Burros carried the prospector's supplies.



...before being processed and hauled away by teams of mules!



While many people searched for gold...



The places miners left behind tell their stories.



...most miners left with empty pockets.



**END**

Tourism became the lasting money maker.

How would your life be different if you were a Death Valley miner in the 1800's?

# Scotty's Tall Tales

Death Valley Scotty became famous by telling tall tales about finding gold and building a castle in the desert. He said that the entrance to his gold mine was underneath Scotty's Castle. People visited his castle to hear his stories about Death Valley and find out if there really was a gold mine.

**Below, write your own tall tale about a Death Valley adventure!**

A long time ago, I went out to Death Valley looking for \_\_\_\_\_ .  
1- favorite thing, plural

It was very \_\_\_\_\_. I walked around one \_\_\_\_\_  
2- adjective/describing word 3- desert plant

that was so large, it took \_\_\_\_\_ days. A pack of \_\_\_\_\_ chased me!  
4- number 5- animal, plural


I almost drank all of the \_\_\_\_\_. Once I reached  
6- favorite drink

a \_\_\_\_\_ canyon, I could \_\_\_\_\_ that I was close.  
7- adjective/describing word 8- one of the five senses

In the canyon, there were \_\_\_\_\_ as far as the eye could see!  
1- favorite thing, plural

I yelled, " \_\_\_\_\_ !"  
9- exclamation

I am going to be \_\_\_\_\_ !"  
10- adjective/describing word



# A Coyote Story

This is a very old story told by the Timbisha Tribe.  
**Circle two things that Newe (American Indians) did in this story.**

"Aiye! This cool night breeze tells me all is good. All is good with the land. And I am good, good, good. Visit the south, the Newe (American Indians) and the waters that I smell from the spring. I am the one who walks the land, All is for me, me, me." Coyote is saying this as he admires his tail. He twirls his tail around and around. "My power is in my tail," he says loudly.

"I see the Newe and the waters. Newe are dancing and singing, also drumming. I shall dance also, better than the Newe." Coyote goes side to side, back and forth. He twirls his tail around and around. "Thanks to the land I walk upon with my power, my power, my power," he sings as he dances.

The Newe danced 'til dawn. Coyote's eyes were closing; he was falling asleep. "I can't have Newe see me asleep. I'll roll my eyelids back and up so I can see." Coyote danced and danced.

He then saw the tules swaying like dancers. Tree leaves were singing and clapping together sounding like drums. Coyote's eyes were wide open. He then twirled, chasing his tail and nipping at it and howling. He howls at the dawn, howls and howls.

The Newe talked to the Great Spirit, of the Creator. Singing and drumming from the trees. Some Newe will hear the whispering of the tules in time with song. Some songs were given to them from the Coyote's trips to the springs.

The Newe will teach. Do not be vain like the coyote. Do not have pretenses of power. The singing and drumming within the trees and other growing forms were left by Newe's ancestors in spirit. Respect this!

The waters of the spring Coyote smelled is now known as Tule Spring.

**In the speech bubble, write one thing the Coyote said in the story.**



**What is the message of this story to you?**



# Protect the Park

As you explore the park as a Junior Ranger, you should leave the park the way that you find it! Over one million people visit Death Valley every year. If everyone does their part, we can help protect the park for future visitors to enjoy! Even little changes (good or bad) made by each visitor can make a big impact all together.

**Read the statements below, and write or draw the impacts these changes would make on the park.**

**What would happen...**



...if each park visitor picked a plant or flower?



...if each park visitor fed the wild animals or birds?



...if each park visitor collected a few rocks?



...if each park visitor scratched their names on the walls of the canyons?

# Death Valley National Park Official Junior Ranger

As a Death Valley Junior Ranger, I promise to...

- protect wild and special places.
- respect nature by leaving rocks, plants, and animals alone.
- honor history by leaving objects where I find them.
- share my adventures with my friends and family.



Roadrunner  
Level



Chuckwalla  
Level



Bighorn  
Sheep Level

\_\_\_\_\_  
Junior Ranger Signature / Date

\_\_\_\_\_  
Ranger Signature / Date

Stamp