


Grand Canyon River Office









8 Year Update

Oct-30-2013

-by Steve Sullivan

Topics

-  October Shutdown and Rescheduled Trips
-  Noncommercial River Use Statistics
-  What Happened to the Waitlist?
-  Are we meeting our Trips at One Time goal?
-  Possible Changes?
-  Questions?

Rescheduled Trips Due to the Government Shutdown

Commercial
(9 Rescheduled
to 2014)

- May 13, May 28, Jun 11, Jun 22, Jun 27, Jul 12, Aug 1, Oct 13

Noncommercial
(17 Affected
Trips)

- 4 launched after the park opened
- 11 rescheduled:
 - 2014: May 18, Sep 16, 22, 28, 30, Oct 6, 12
 - 2015: May 17, Sep 15, 22, 29
- 2 more will schedule by end of year.

Topics



October Shutdown and Rescheduled Trips



Noncommercial River Use Statistics



What Happened to the Waitlist?



Are we meeting our Trips at One Time goal?



Possible Changes?

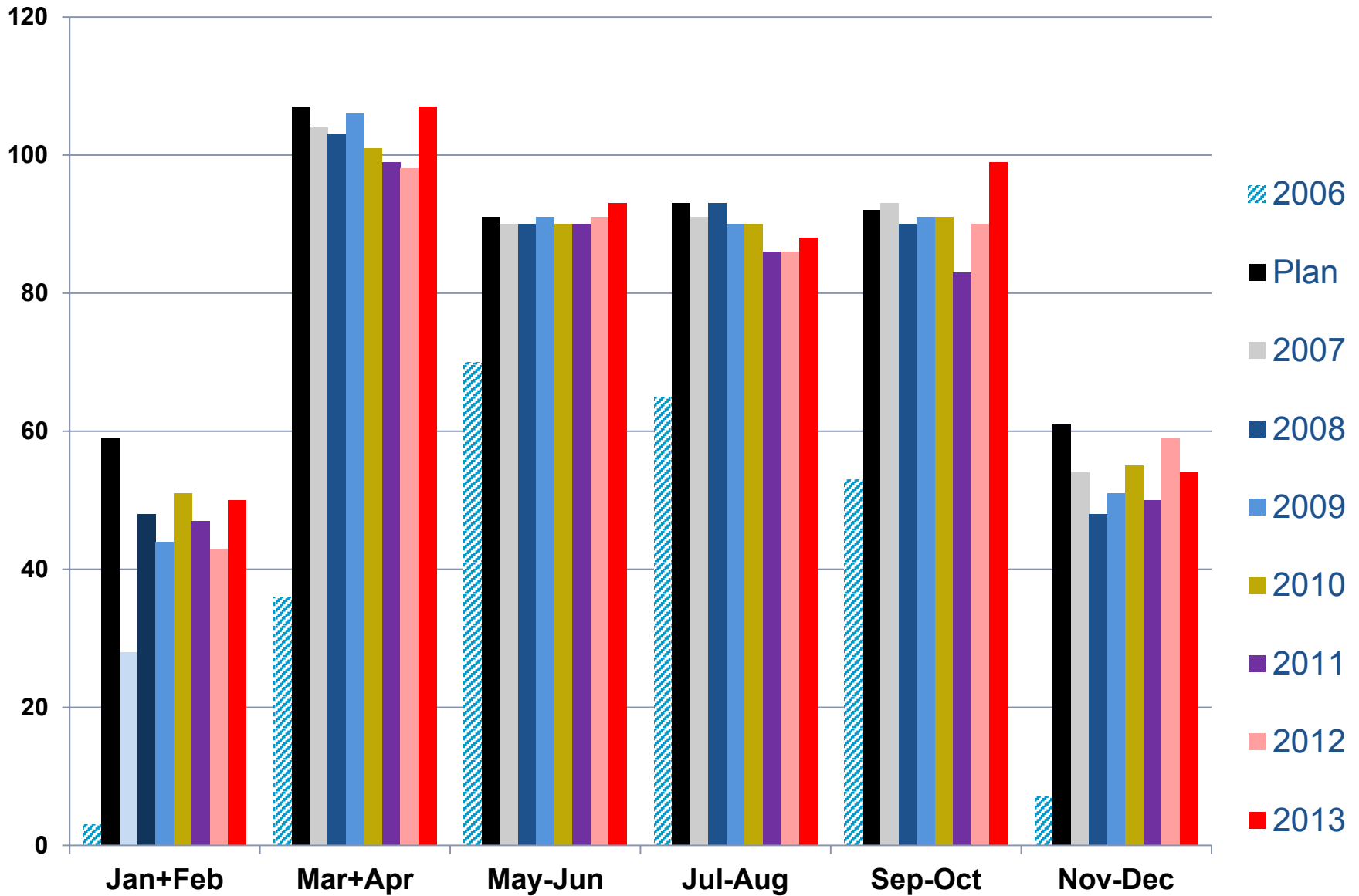


Questions?

Preliminary 2013 River Statistics

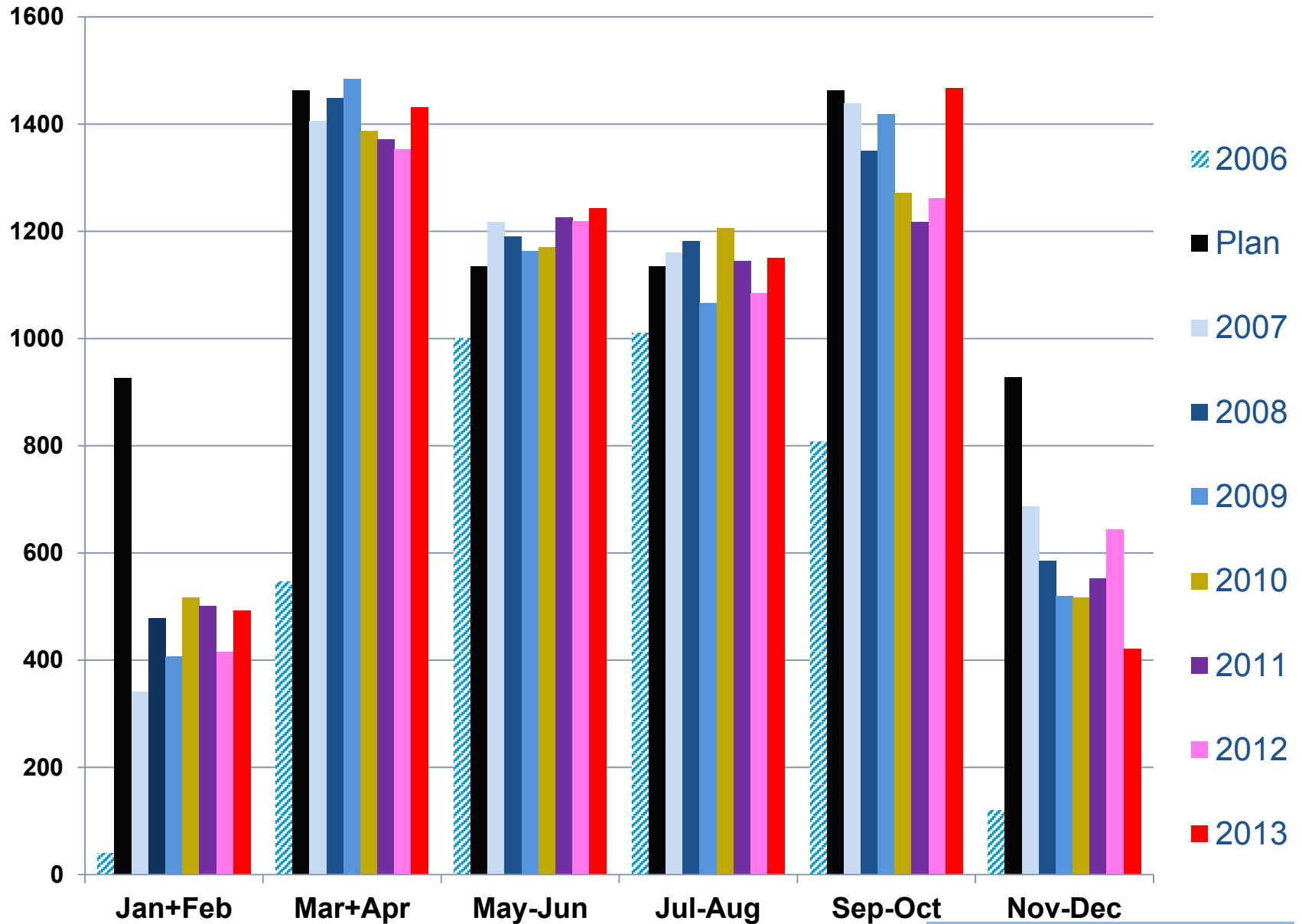
Calendar Year 2013			Commercial			Noncommercial		
			Motor	Non-motor	Total	Standard	Small	Total
User Days	Total	Summer	60,167	27,296	87,463	27,757	6,565	34,322
		Shoulder	8,107	13,652	21,759	42,637	1,744	44,381
		Winter	0	0	0	19,328	0	19,328
		Full Year	68,274	40,948	109,222	89,722	8,309	98,031
Trips Launching	Total	Summer	357	120	477	122	59	181
		Shoulder	62	73	135	178	15	193
		Winter	0	0	0	109	0	109
		Full Year	419	193	612	409	74	483
Recreational Passengers	Total	Summer	11,966	3,325	15,291	1,952	441	2,393
		Shoulder	1,444	1,267	2,711	2,576	113	2,689
		Winter	0	0	0	996	0	996
		Full Year	13,410	4,592	18,002	5,524	554	6,078

Noncommercial Trips – 8 Year Perspective



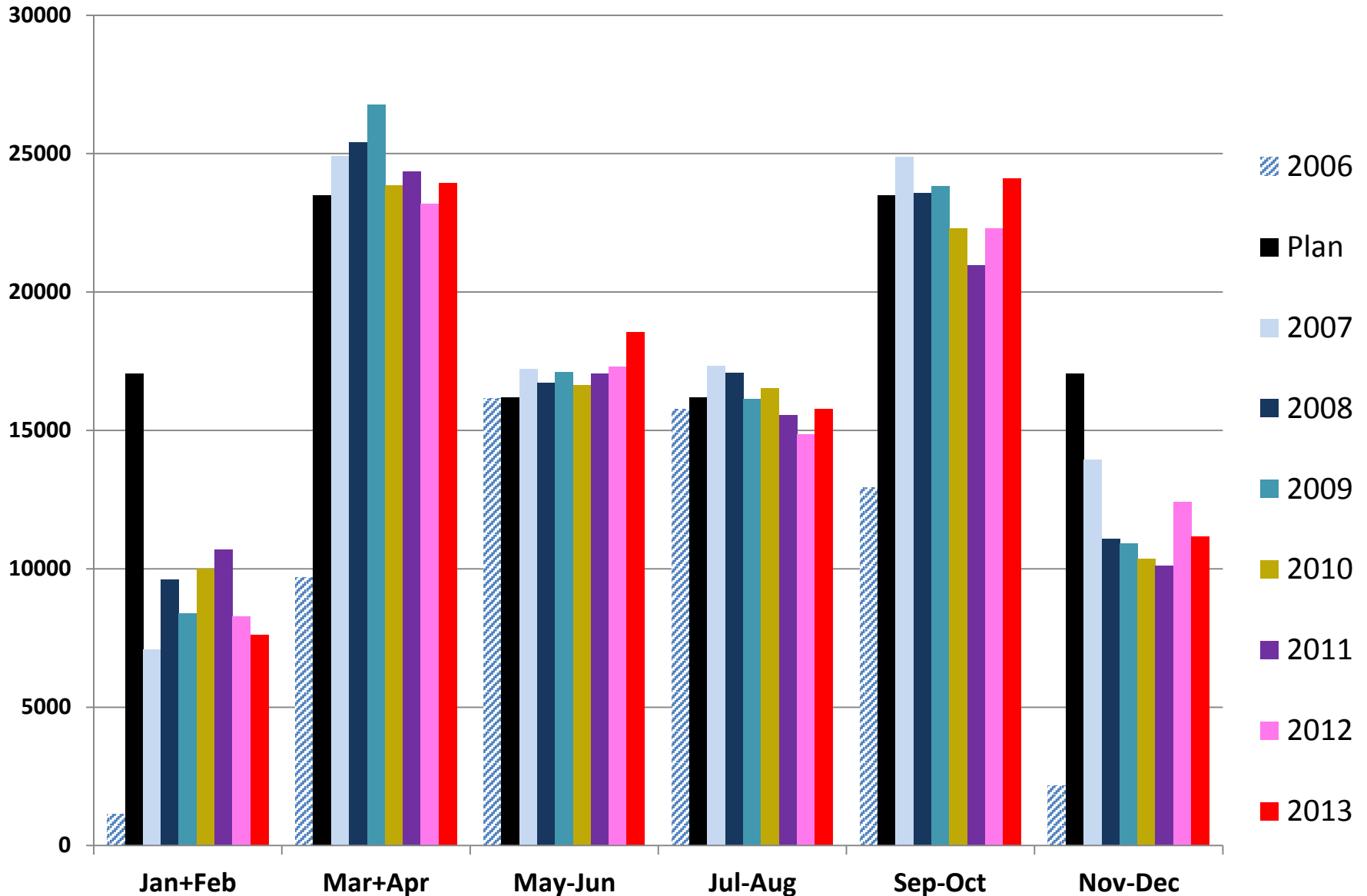
* Stats Generated Before Shutdown.

Noncommercial Passengers – 8 Year Perspective



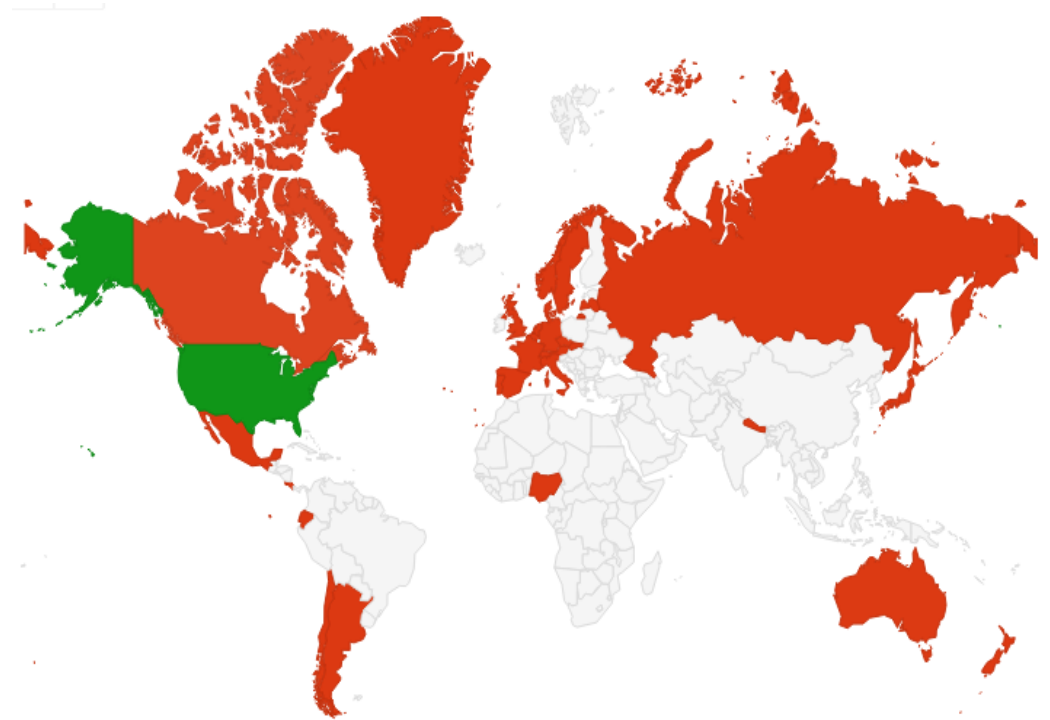
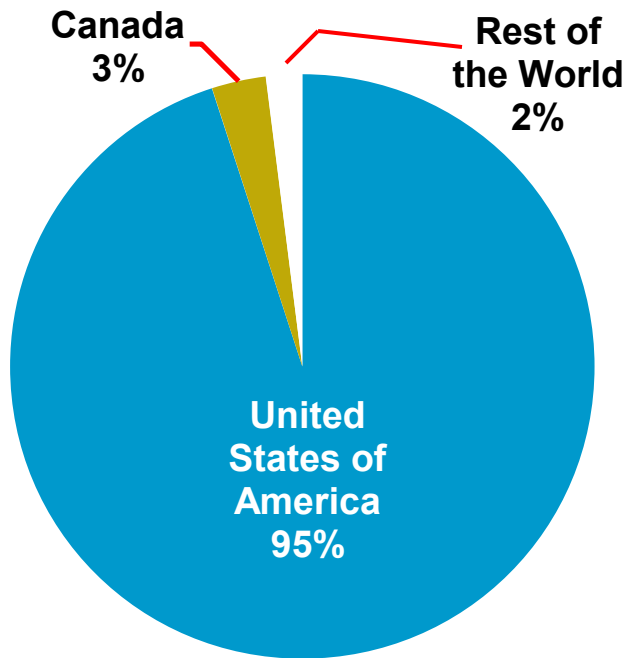
* Stats Generated Before Shutdown.

Noncommercial User-Days – 8 Year Perspective



* Stats Generated Before Shutdown.

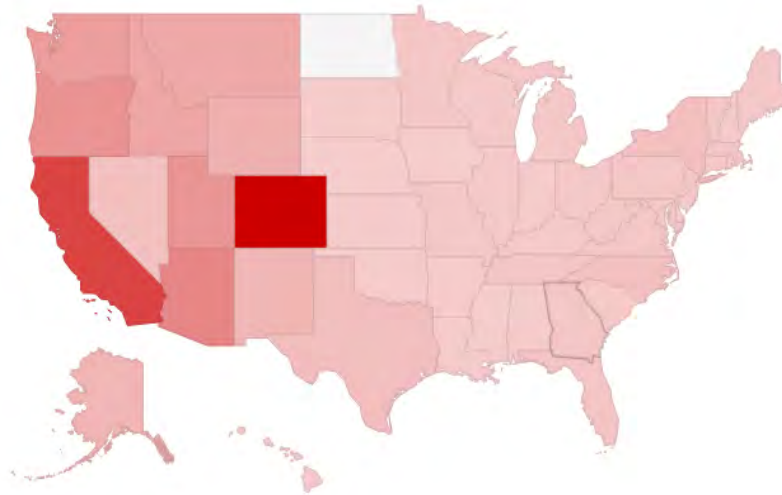
Countries Where Applicants are From



Lottery Applicants by State

(all 2013 Lotteries)

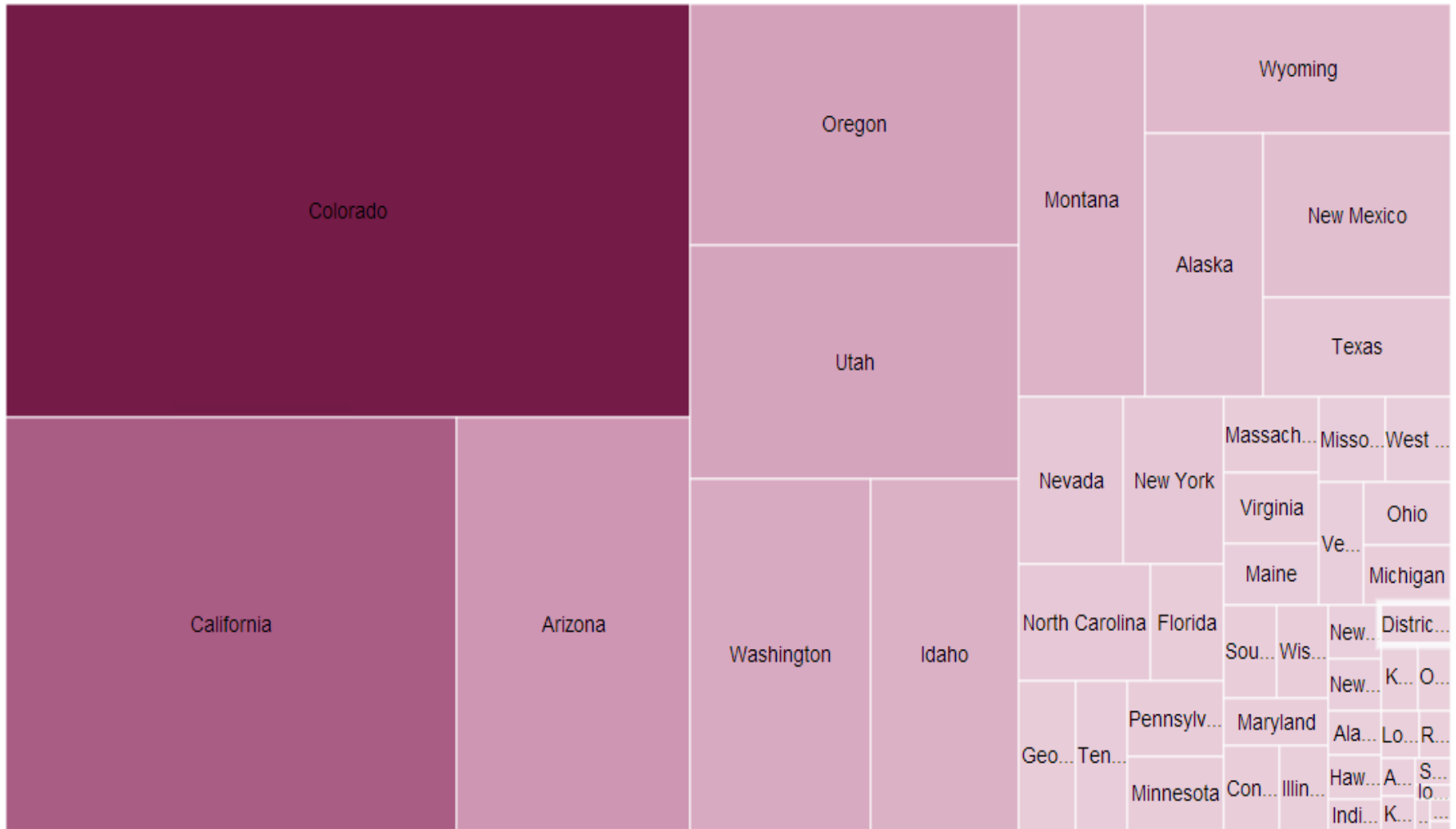
Applications	State
1,108	Colorado
731	California
382	Arizona
310	Oregon
300	Utah
250	Washington
207	Idaho
194	Montana
155	Wyoming
122	Alaska
120	New Mexico
74	Texas
68	Nevada
66	New York
60	North Carolina
34	Florida
34	Georgia
31	Tennessee
29	Pennsylvania
29	Minnesota
28	Massachusetts
26	Virginia
23	Maine
22	Missouri
22	West Virginia



Applications	State
22	Vermont
22	Ohio
21	Michigan
19	South Carolina
19	Wisconsin
19	Maryland
19	Connecticut
17	Illinois
11	New Hampshire
11	New Jersey
10	District of Columbia
10	Kentucky
9	Oklahoma
9	Alabama
9	Hawaii
7	Indiana
7	Louisiana
6	Rhode Island
5	Arkansas
5	Kansas
4	South Dakota
2	Iowa
2	Nebraska
2	Mississippi
1	Delaware

Lottery Applicants by State

(all 2013 Lotteries)



Topics



October Shutdown and Rescheduled Trips



Noncommercial River Use Statistics



What Happened to the Waitlist?



Are we meeting our Trips at One Time goal?



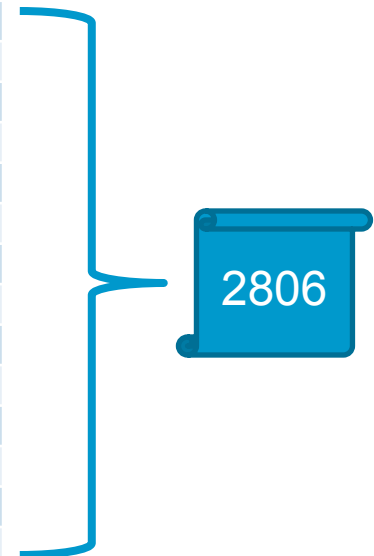
Possible Changes?



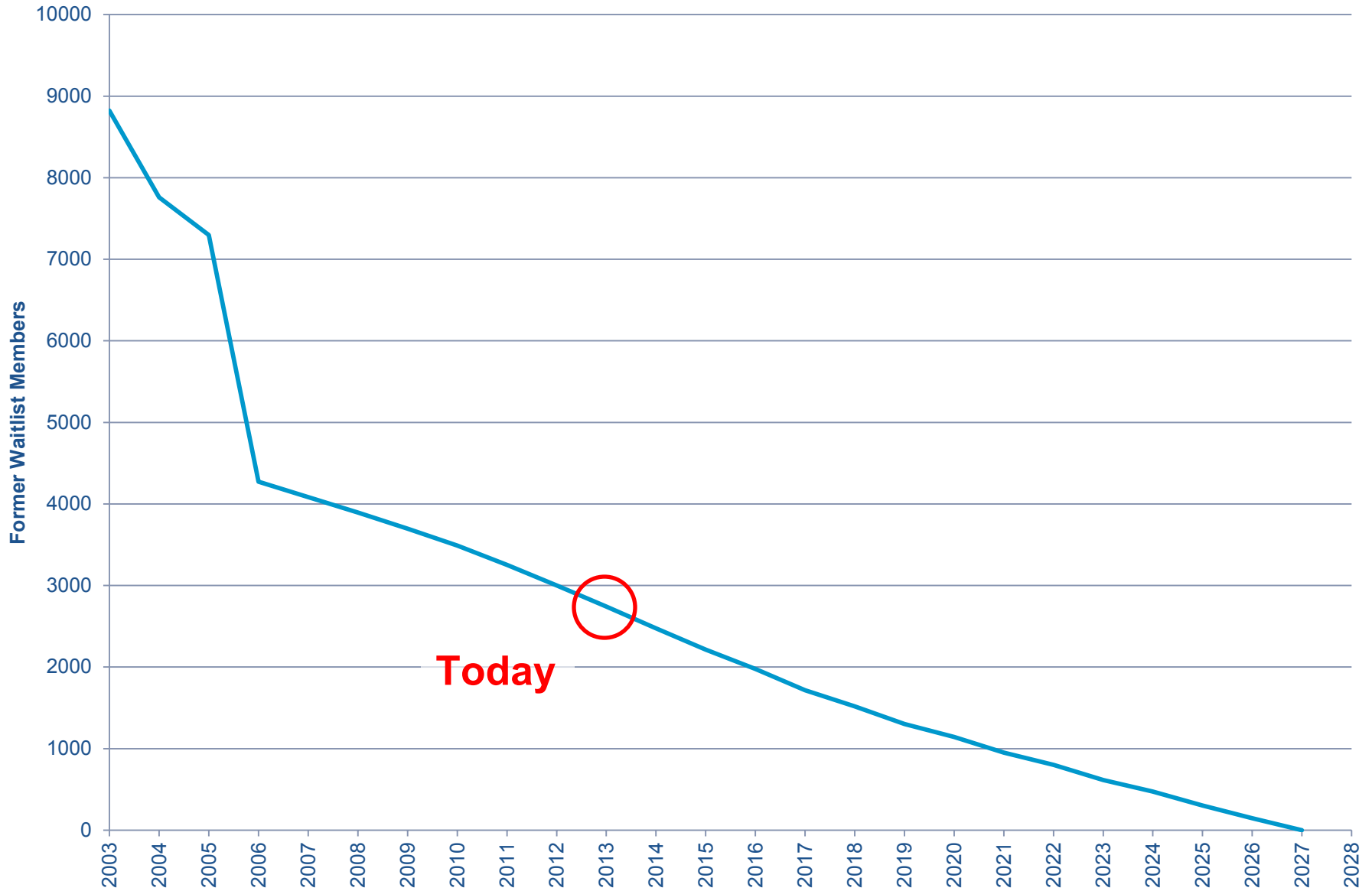
Questions?

Special Assistance for Eligible Former Waitlist Members

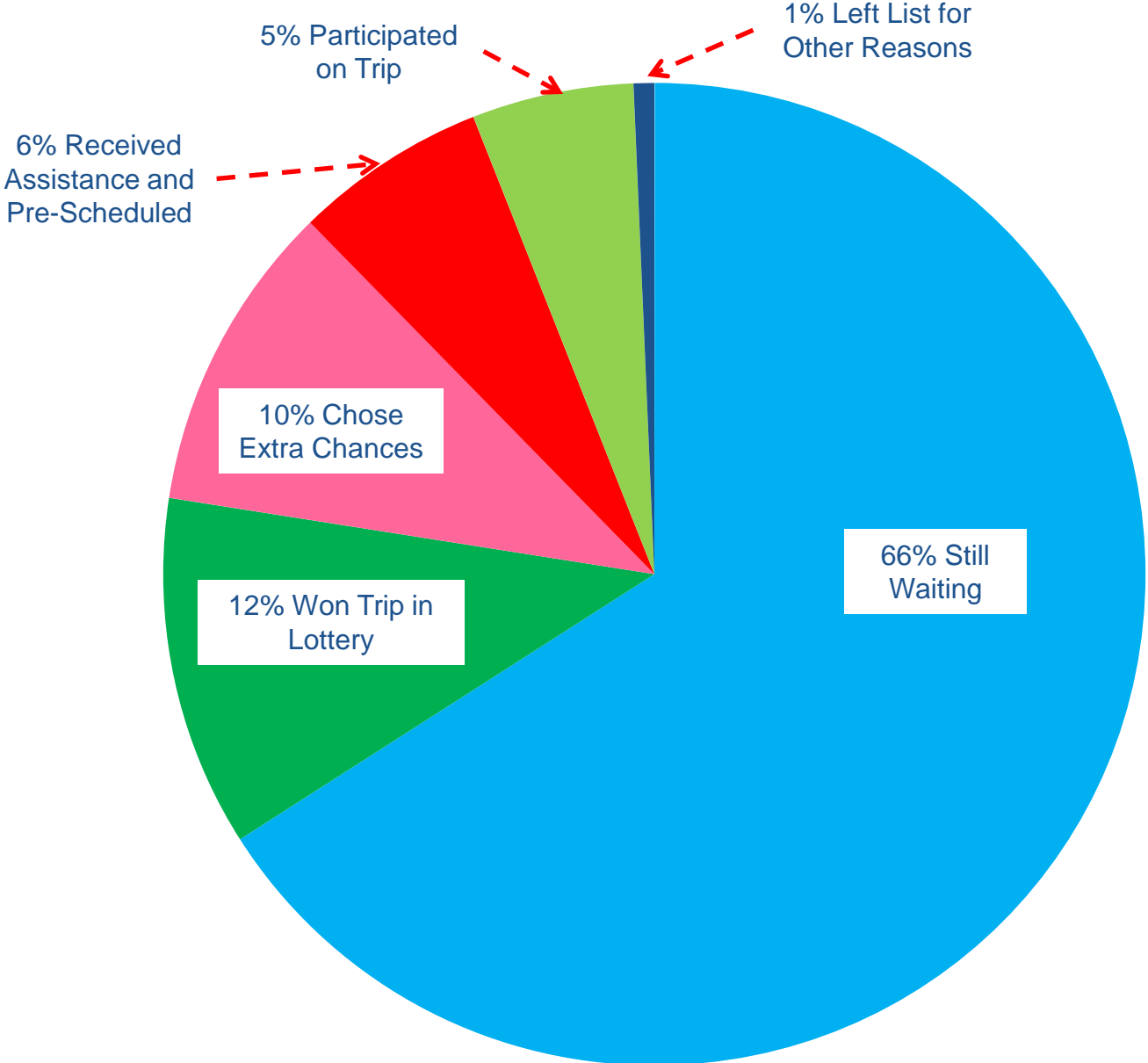
If person's 2005 waitlist number was between	Year In Which They Will Be Given Assistance	Can Pre Schedule Trips From:	Total Who Still Qualify for this Help
05#00001 - 05#00705	2007	2008 - 2012	0 - Completed
05#00706 - 05#00915	2008	2009 - 2013	0 - Completed
05#00916 - 05#01129	2009	2010 - 2014	0 - Completed
05#01130 - 05#01358	2010	2011 - 2015	0 - Completed
05#01359 - 05#01598	2011	2012 - 2016	0 - Completed
05#01599 - 05#01842	2012	2013 - 2017	0 - Completed
05#01843 - 05#02096	2013	2014 - 2018	0 - Completed
05#02097 - 05#02365	2014	2015 - 2019	127 - Now
05#02366 - 05#02648	2015	2016 - 2020	159
05#02649 - 05#02945	2016	2017 - 2021	147
05#02946 - 05#03253	2017	2018 - 2022	173
05#03254 - 05#03576	2018	2019 - 2023	167
05#03577 - 05#03909	2019	2020 - 2024	182
05#03910 - 05#04255	2020	2021 - 2025	166
05#04256 - 05#04618	2021	2022 - 2026	200
05#04619 - 05#04990	2022	2023 - 2027	198
05#04991 - 05#05377	2023	2024 - 2028	220
05#05378 - 05#05781	2024	2025 - 2029	213
05#05782 - 05#06206	2025	2026 - 2030	236
05#06207 - 05#06648	2026	2027 - 2031	258
05#06649 - 05#07104	2027	2028 - 2032	250
05#07105 - 05#07296	2028	2029 - 2033	110



Prediction for Former Waitlist Members Remaining Eligible for Special Assistance



How 4,274 Who Transferred to Lottery Have Fared



Topics



October Shutdown and Rescheduled Trips



Noncommercial River Use Statistics



What Happened to the Waitlist?



Are we meeting our Trips at One Time goal?

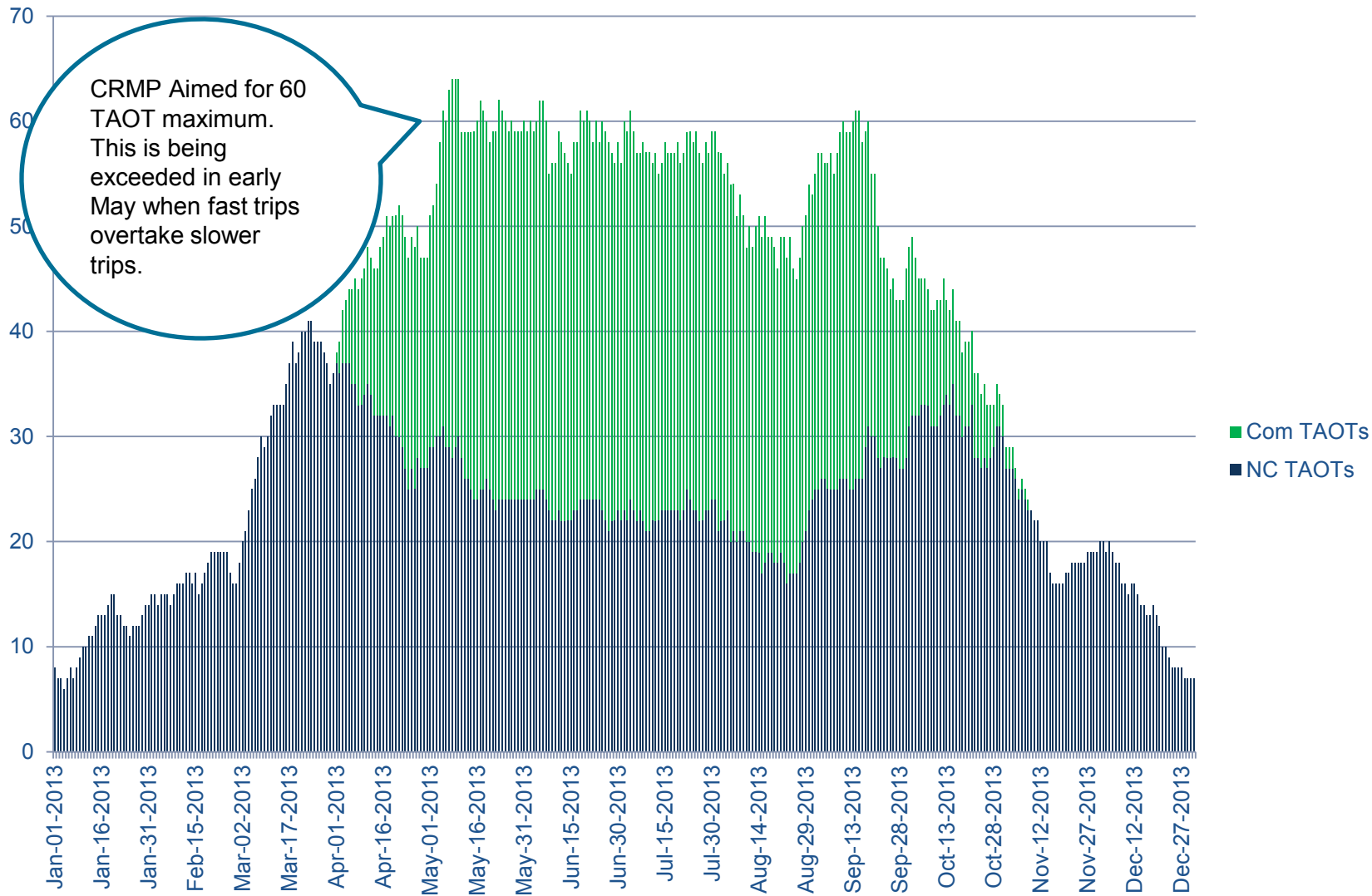


Possible Changes?



Questions?

TAOTs in 2013



Topics



October Shutdown and Rescheduled Trips



Noncommercial River Use Statistics



What Happened to the Waitlist?



Are we meeting our Trips at One Time goal?



Possible Changes?



Questions?

Possible Changes to Noncommercial Permit System

Show Cancellations

- **Modify lottery site to show cancellations when they occur to give advance notice before lotteries are announced.**

Schedule Lotteries

- **Schedule Lotteries at regular times each month (e.g. every 2nd Tues-Thurs)**

2x Chances

- **Encourage the listing of PATLs (Potential Alternate Trip Leaders) by doubling points on lottery applications that list PATLs. Currently only 18% of applicants list PATLs.**

Maximum Trip Lengths

- **To help with TAOTS, shorten the noncommercial maximum trip lengths from 21 to 18* for the last half of April and increase the maximum trip lengths from 18-21 for the last half of September.**

* Exempt trips already scheduled.

Cancellations Occurring Within 1 Month of Launch

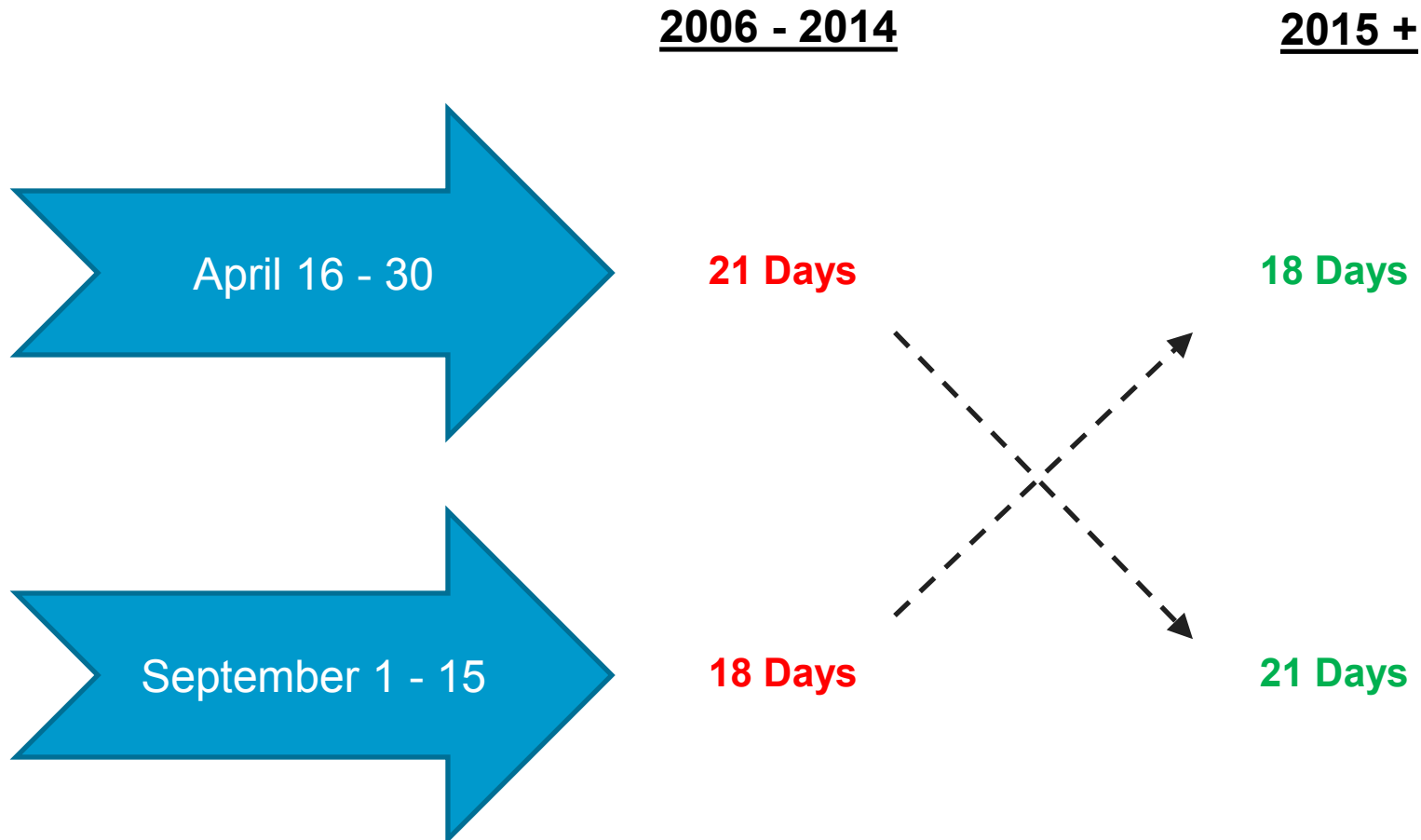
(red = launch remained unfilled)

Chart does not include cancellations occurring within 1 week of winning.

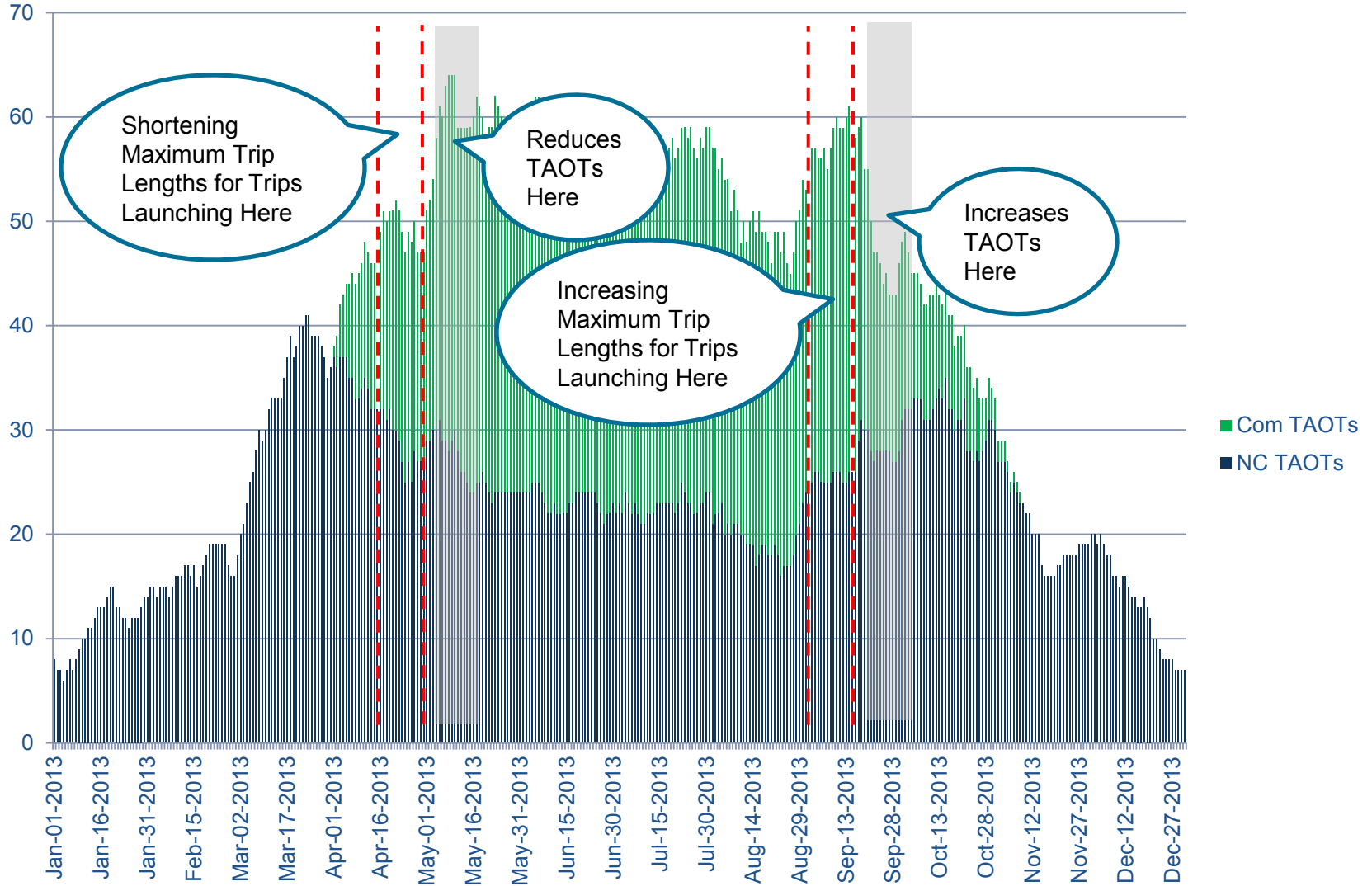
Most unused launches result from cancellations occurring within 1 month of launch.

	Season		
	Shoulder	Summer	Winter
1			
2			
3			1
4			1
5			1
6			
7			
8	1		
9			
10		1	1
11			
12	1		
13		1	
14	1		
15			
16			
17			
18			
19			
20		1	
21		1	
22			
23	1		
24			
25			
26			
27			
28			
29	2		
30			
31			1

Potential Maximum Trip Length Change for Noncommercial Non-motor Trips



TAOTs in 2013



Questions?



Steve Sullivan
Steve_Sullivan@nps.gov