


Fort Point National Historic Site Junior Ranger *Activity Book*

National Park Service
U.S. Department of the Interior

Golden Gate
National Recreation Area



Welcome to

Fort Point

National Historic Site

You have been called into service to **EXPLORE**, **LEARN**, and **PROTECT** this amazing site. Use this Junior Ranger booklet as a guide to help you **EXPLORE** the fort, **LEARN** about its incredible history, and **PROTECT** the fort's beauty and environment so that everyone can experience the area for many years to come.



Hello, Junior Ranger!

Here are a few tips to help you along your way:

EXPLORE:

- Dress for cool and windy weather!
- Stay in the areas where visitors are allowed and follow safety signs.

LEARN:

- Ask questions!
- Read interpretive (or informational) signs!
- Share ideas and what you have learned.


- Visit other National Parks and ask about becoming a Junior Ranger!
- Educate yourself and others.
- If you ever see something unsafe, tell an adult right away!

In order to earn your Fort Point Junior Ranger badge, the number of activities you need to complete is:


Under 6 years old: 2+ activities

7-10 years old: 3+ activities

11 years and over: All activities



Fort Point Scavenger Hunt!



Find the sally port. What movie is showing next?

Find the powder magazine. What was kept inside the barrels?

Find a Spanish cannon. How old is it? (Hint: the year it was made is on it)

How many stairwells are in Fort Point?

How many of them have handrails?

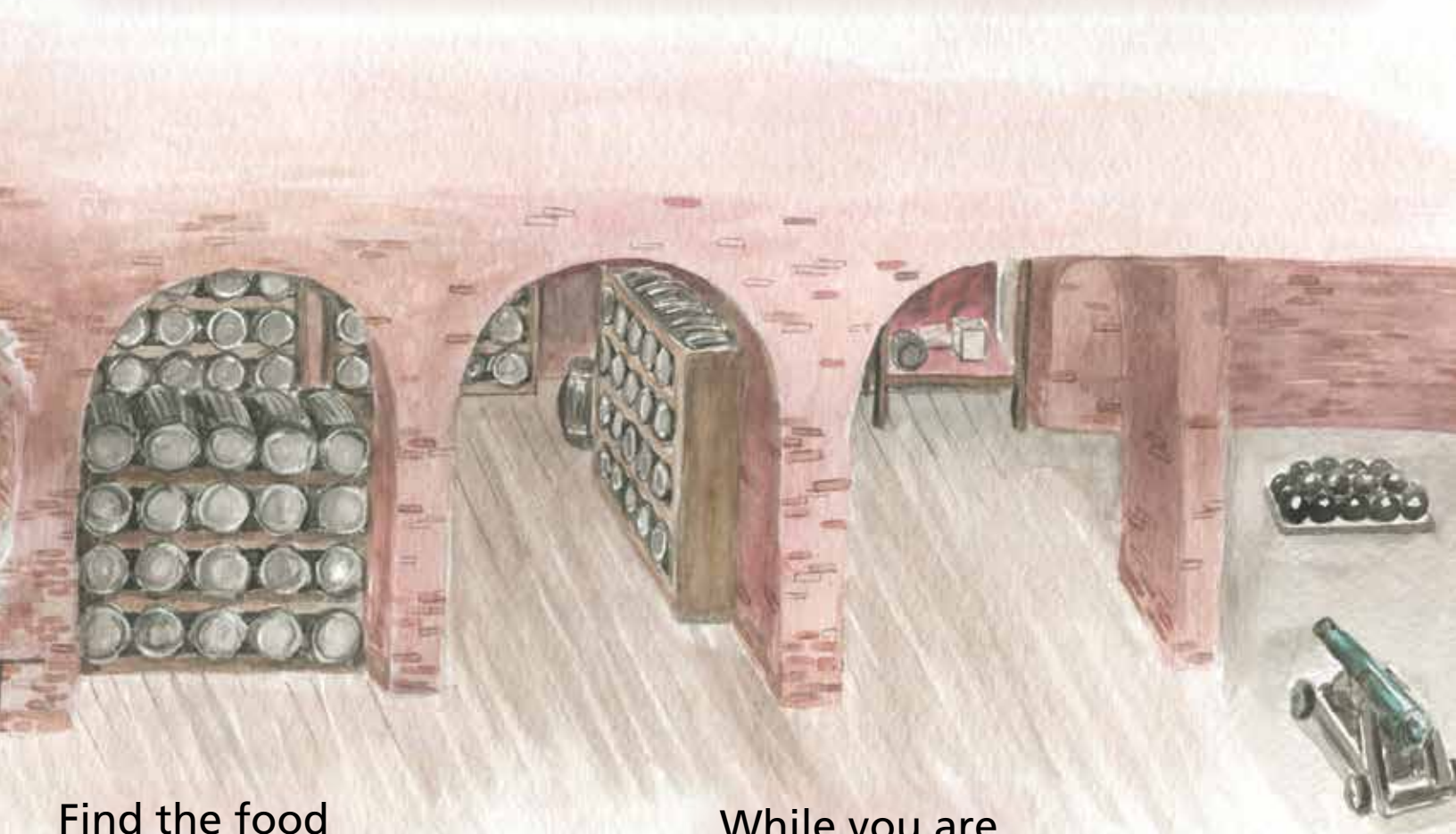
Go to the second floor museum exhibits. Write 3 things that you see in an officer's bedroom:

1. _____

2. _____

3. _____

Fort Point is a great place to explore. With the help of family, friends, and park rangers, try to fill in at least 5 of the columns below.



Find the food rations for a soldier in the pantry room. Draw your favorite food on the list:

Go to the third floor and find the soldiers' bedroom. How many men slept in one room?

While you are on the parade ground, pay attention to the weather. Use three words to describe it.

1. _____

2. _____

3. _____

Go to the top of the fort. Name one island you can see. (Hint: find a sign with a map)

Fort Point Word Match

Instructions: Read each statement carefully and fill in the blanks with the correct answer using the word bank below. Use what you've read in this booklet for clues!

Defense

Guardian

Recruit

Sentry

Parade Ground

Powder Magazine

Artillery Soldier

Uniform

Duty

Barbette Tier

Fort Point

Sally Port

Rifle Slit

A _____ is the task you have to do for your job.

_____ is the top level of the fort, used for keeping watch.

_____ is a newly enlisted member of the armed forces.

_____ is the large open area in the middle of the fort, used for drills.

_____ is an army fort under the Golden Gate Bridge built to defend San Francisco from invaders after the California Gold Rush.

A _____ consists of matching clothes that are worn for a job.

_____ is a long narrow opening in the Sally Port that soldiers would fire their guns through if there was an invasion.

A _____ is the small, protected entrance to the fort. It is the only way to enter or leave Fort Point.

A _____ is someone who protects or takes care of something.

A _____ is a soldier who guards a passageway.

A _____ is the small room where many barrels of gunpowder were stored.

_____ is someone who is trained to fight with cannons.

_____ is protection from an attack.

A Day in the Life of a Soldier

Imagine yourself as a soldier at Fort Point. As a new recruit, you will spend many hours in drills marching in the windy parade ground, and keeping watch from the barbette tier at the top level of the fort. As a guardian of the Golden Gate, San Francisco's safety depends on you.

Stand tall as you enter through the sally port, our first line of defense. Notice the rifle slits in the sally port walls—these would spell doom for even the toughest of invaders.

Shake off the cold air when you are on lookout as a sentry guard. But if keeping warm is what you need, artillery practice on the cannons will do the trick! And not all fort duties are full of action. You must sweep the halls, clean your uniforms, and ensure the gunpowder is properly stored in the powder magazine.

Based on what you have learned, list three feelings or emotions a Fort Point soldier might have experienced and explain why you think this.





Interview a Ranger!

Find a ranger and ask them questions to learn about Fort Point. Asking questions is a great way to learn more!

Why was Fort Point built here?

Answer:

What do you do as a ranger?

Answer:

Why did you become a ranger?

Answer:

Have you ever seen a bear?

Answer:

How can I help protect national parks?

Answer:

Make your own question for the ranger. Write it here, along with the answer:

?

Answer:



Symbols are amazing things. One symbol can say so much!

The symbol of the National Park Service shows the things we protect for everyone in the parks.

The **Bison** represents all of the animals.

The Sequoia Tree represents all of the plants.

The Mountain represents all the scenic views.

The Water represents all the recreational opportunities.

And the Arrowhead represents the historical and cultural value of our national parks.



Arrowhead Art

Now it's your turn to create your own symbol with 3-5 things that represent you.



JUNIOR RANGER



This certifies that

_____ has completed all activities, and is granted the title of Junior Ranger for taking an active interest in the


Golden Gate National Recreation Area

Junior Ranger Pledge

As a Junior Ranger, I _____ promise to protect and preserve Fort Point National Historic Site and all national parks. I will continue to learn about parks and share what I have learned with my family and friends.

Junior Ranger Signature Park Official Signature

Date



Official Park Stamp