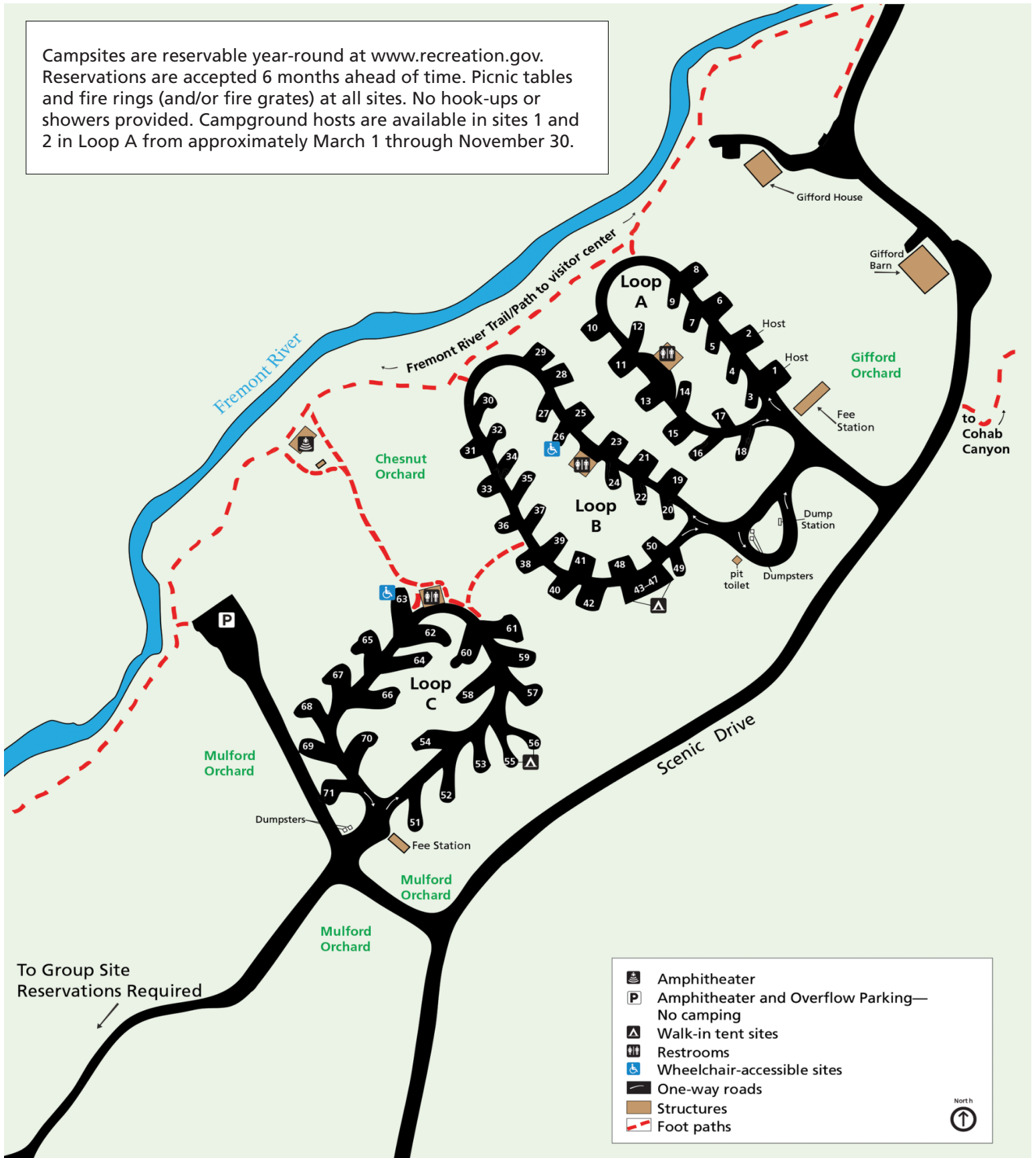




Fruita Campground




Campsites are reservable year-round at www.recreation.gov. Reservations are accepted 6 months ahead of time. Picnic tables and fire rings (and/or fire grates) at all sites. No hook-ups or showers provided. Campground hosts are available in sites 1 and 2 in Loop A from approximately March 1 through November 30.



- Amphitheater
- Amphitheater and Overflow Parking—No camping
- Walk-in tent sites
- Restrooms
- Wheelchair-accessible sites
- One-way roads
- Structures
- Foot paths



Fruita Campsite Dimensions

| By Site Number | | By Length | |
|----------------|---|--|---|
| Site | Width × Length | | |
| Loop A | | 28–29 Feet Long | 40–49 Feet Long |
| 3 | 14 × 39 | Loop A | Loop A |
| 4 | 14 × 36 | 14 | 16 |
| 5 | 15 × 32 | 17 | |
| 6 | 30 × 32 dw | 19 dw | Loop B |
| 7 | 20 × 33 | | 22 |
| 8 | 30 × 30 dw | Loop B | 30 |
| 9 | 14 × 37 | 20 | 35 |
| 10 | 30 × 30 dw | 26  | |
| 11 | 31 × 31 dw | 29 | Loop C |
| 12 | 15 × 38 | 31 dw | 51 |
| 13 | 32 × 30 dw | 33 dw | 52 |
| 14 | 15 × 28 | 34 | 53 |
| 15 | 33 × 33 dw | 36 dw | 54 dw |
| 16 | 15 × 43 | 50 | 58 |
| 17 | 14 × 29 | Loop C | 59 dw |
| 18 | 14 × 50 | None | 60 dw |
| | | 30–39 Feet Long | 62 dw |
| Loop B | | Loop A | 63 dw  |
| 19 | 32 × 29 dw | 3 | 65 dw |
| 20 | 14 × 28 | 4 | 66 dw |
| 21 | 30 × 32 dw | 5 | 68 |
| 22 | 14 × 40 | 6 dw | 69 dw |
| 23 | 32 × 32 dw | 7 | 70 dw |
| 24 | 14 × 34 | 8 dw | 71 |
| 25 | 30 × 36 dw | 9 | |
| 26 | 16 × 29  | 10 dw | 50–52 Feet Long |
| 27 | 14 × 30 | 11 dw | Loop A |
| 28 | 30 × 30 dw | 12 | 18 |
| 29 | 14 × 28 | 13 dw | Loop B |
| 30 | 15 × 42 | 15 dw | None |
| 31 | 27 × 28 dw | | Loop C |
| 32 | 14 × 36 | Loop B | 57 |
| 33 | 27 × 26 dw | 21 dw | 67 dw |
| 34 | 14 × 28 | 23 dw | |
| 35 | 16 × 43 | 24 | Walk-in Tent Sites |
| 36 | 27 × 29 dw | 25 dw | |
| 37 | 14 × 37 | 27 | Loop A |
| 38 | 29 × 30 dw | 28 dw | None |
| 39 | 14 × 34 | 32 | |
| 40 | 30 × 34 dw | 37 | Loop B |
| 41 | 29 × 30 dw | 38 dw | 43 |
| 42 | 23 × 32 | 39 | 44 |
| 43–47 | walk-in tent sites | 40 dw | 45 |
| 48 | 26 × 31 dw | 41 dw | 46 |
| 49 | 14 × 35 | 42 dw | 47 |
| 50 | 28 × 27 dw | 48 dw | |
| | | 49 | Loop C |
| | | Loop C | 55 |
| | | 61 | 56 |
| | | 64 | |

dw Double-wide site ≥ 27 feet
 Wheelchair-accessible