

PERMIT NO:17-0389

ISSUED TO: CATHARSIS ON THE MALL LLC

LOCATION: NORTHWEST QUADRANTS WASHINGTON MONUMENT

GROUNDS, INDEPENDENCE AVENUE BETWEEN 15TH AND 17TH STREETS, 17TH STREET
BETWEEN CONSTITUTION AVENUE AND INDEPENDENCE AVENUE, AND CONSTITUTION
AVENUE BETWEEN 15TH AND 17TH STREETS

NOVEMBER 6-15, 2017 (6:00 AM – 11:00 PM)

Activity Overview: Catharsis on the Mall LLC will conduct a 72 hour vigil in the northwest quadrant of the Washington Monument Grounds as part of a first amendment demonstration. The purpose of the demonstration is to “promote healing, equal rights for women, LGBTQ and gender nonconforming people, and catharsis for victims of oppression. In addition, the event will feature speakers, media and art installations drawing awareness to a variety of policy issues, promoting peace, sensible policies and clinical research.” Elements of the vigil include live music, speeches, yoga, cathartic dancing workshops, panel discussions, art exploration, a fire ceremony featuring a fire dancers and a march around the Mall.

Timeline Overview (see attached for detailed timeline)

VOLUNTEERS AND VIGIL ORGANIZERS WILL BE PRESENT ON PARKLAND FOR THE DURATION OF ACTIVITIES INCLUDING SETUP AND STRIKE OF THE EVENT.

EQUIPMENT LIST

General Equipment *

Up to 7,500 square feet of clean Matrax flooring
6 OSHA approved propane heaters due to expected cold weather during our event.
10 portable restrooms
8 Shiftpod tents
15 shelter "tentstallation" canopy tents and camping tents of various sizes education installations.
60 folding and camping chairs
6 8x8 Plywood seating "couches"
5-10 10' x 10' or 10' x 20' Pop up canopy tents for organizers
2 10' x 30' canopy tents for organizers and welcome station.
20 8 foot tables for materials
80 LED 10-50 watt lights for dome and pop-up/canopy shelter lighting
15 LED 250 watt equivalent work lights and to be used with gels for low light a night
4 Camera Tripods for documentary crew and expected media
5 Car Batteries with Inverters in battery box for Liberty pole lighting, tentstallations
8 floor tarps and accompanying rugs for domes.
4-8 ABC Fire extinguishers
4 Burn perimeter posts
4 work ladders
8-12 Signs (2ft x 4ft or smaller) that comply with staking limitations
200 feet Rubber coated Rainbow Rope lights for lighting Matrax edges
Stihl MS193 Chainsaw
Handheld propane roofing torch
2 Battery Powered Light towers
100 Pedestrian Barricade Fences
500' 1/4in x 4' x 100 ft Orange barrier fence
Generator (65 KVA)

PERMIT NO:17-0389

ISSUED TO: CATHARSIS ON THE MALL LLC

LOCATION: NORTHWEST QUADRANTS WASHINGTON MONUMENT

GROUNDS, INDEPENDENCE AVENUE BETWEEN 15TH AND 17TH STREETS, 17TH STREET
BETWEEN CONSTITUTION AVENUE AND INDEPENDENCE AVENUE, AND CONSTITUTION
AVENUE BETWEEN 15TH AND 17TH STREETS

NOVEMBER 6-15, 2017 (6:00 AM – 11:00 PM)

Cable ramp

Enkamat

Breakout boxes (temporary circuit breakers)

1 Honda 5400 Watt Generator

1 Honda 6500 Watt Generator

1 Honda 1600 Watt Generator

3 Projectors

24' x 14' x 26' Scaffolding with canvas artwork

Camp stove

2- 10'x10'10' metal cubes (made of metal)

Various sound systems consisting of 2-1000w subwoofers, speakers of various wattage (14-500w speakers)cables,
microphones, speaker stands, DJ mixers, controllers and computers

Abraxas sound system (20kW)

Various tent decorations: lights, sign, art, lava lamps, carpets

*Turf requirements if applicable apply

Heavy Equipment

5500LB 19' Shooting Boom Forklift

Solar Light Tower

Ceremonial Burn Equipment

12 x 12 Temple with courtyard and benches (not burned display only)

(25) Memorial wheels (to be burned)

(4) Offer trays (9" x 6" x 3")(to be burned)

Flowers, herbs, trays, bowls

Paraffin (tiki fuel)

Coleman Camp Fuel

Caution tape

(24) 2x2 4 foot-tall posts

Safety vests, badge, and whistle for Fire Perimeter Team - 20 sets (4) ABC Extinguishers (1) Water Extinguisher (1) Magnetic
Roller 36"

(1) Metal Rakes

(1) 10' Pike

(1) Metal shovel

(2) Steel Drums

(2) Pair Fire Gloves

(2) Steel tongs

Fire fans,Steel and Kevlar wick

PERMIT NO:17-0389

ISSUED TO: CATHARSIS ON THE MALL LLC

LOCATION: NORTHWEST QUADRANTS WASHINGTON MONUMENT

GROUNDS, INDEPENDENCE AVENUE BETWEEN 15TH AND 17TH STREETS, 17TH STREET BETWEEN CONSTITUTION AVENUE AND INDEPENDENCE AVENUE, AND CONSTITUTION AVENUE BETWEEN 15TH AND 17TH STREETS

NOVEMBER 6-15, 2017 (6:00 AM – 11:00 PM)

Fire Staffs

Dolly

Matrax flooring (burn pad on top)

18' x 18' Burn pad (corrugated steel clamped together, cinder blocks, steel floor)

Authorized structural equipment permitted to setup in the NW Quadrant of the Washington Monument Grounds turf with the use of flooring (Matrax):(and must adhere to photosynthesis rule or structure must move to another location)

- a. North and South Geodesic Domes (*entrance pole must covered a cable trough or equivalent
- b. Abraxas Dragon Stage
- c. Solar Beatz Stage
- d. Octonest playatech couch
- e. Paradise Lies at the Feet of the Mother
- f. The "Nest" Project
- g. Da Wa Da
- h. Reflection: The Stars that Change Who Are Ourselves
- i. The Donald Dance Floor
- j. King of Pain
- k. The Open Jail with AllSphere on top
- l. The Soundbath Inflatable Igloo
- m. Deadly Muppets Lounge
- n. Tentstallations if exceeding 10'x10'
- o. Temple (combination of matrax patio and enkamat wood legs.)
- p. 10' x 20' HQ tent or any tent exceeding a 10' x 10'
- q. 15' x 20' Communal Tent
- r. Meso Creso DJ booth

Authorized structural equipment permitted to setup in the NW Quadrant of the Washington Monument Grounds turf with at a minimum 16"x16"wooden pad (3/4" plywood) and two layers of Enkamat 18"x18":

- a. Our Evolution Banner Tower (26'(h) x 24'(d) x 14'(w) with LED lighting inside
- b. Water Temple Pyramid
- c. Rainbow Portal Pride boards
- d. Nataraja (6' statue made of paper mache)
- e. Created Equal
- f. True Mirror Experience
- g. 3' x 5' x 7' Cat Booth
- h. (4) Illuminated mushroom statues (3' x 5' x 7')

Authorized structural equipment permitted to setup in the NW Quadrant of the Washington Monument Grounds directly on the turf but must meet 3 day photosynthesis requirement:

PERMIT NO:17-0389**ISSUED TO: CATHARSIS ON THE MALL LLC****LOCATION: NORTHWEST QUADRANTS WASHINGTON MONUMENT****GROUND, INDEPENDENCE AVENUE BETWEEN 15TH AND 17TH STREETS, 17TH STREET BETWEEN CONSTITUTION AVENUE AND INDEPENDENCE AVENUE, AND CONSTITUTION AVENUE BETWEEN 15TH AND 17TH STREETS****NOVEMBER 6-15, 2017 (6:00 AM – 11:00 PM)**

- a. Benches for temple courtyard
- b. Playatech furniture with the exception of Octonest tent
- c. Catharsis Center Camp Columns
- d. Pride Community Liberty Pole
- e. DC Performance Stage
- f. 3rd Space Place Discussion Space
- g. Searching for Eon
- h. Graphic Sex Project (10 x 10 tent folding table, Chairs)
- i. Hanging Balls
- j. 2' x 2' x 10 (wood video tower that is part of Enchanted Love Forest and Break Your Hear Magic Theater)
- k. 10' x 10' x 10' Cube (1" EMT poles)

Abraxas Mutant Stage Build Schedule

6:00am Monday 11/6/17 - 4pm, Build Begins and Ends 9:00 am Friday 11/10/17	Load-in and site setup begins for Abraxas, safety fence perimeter and flooring established, sound check
9am Friday 11/10/17 - 12:00pm Sunday., 11/12/17	Fence removed and Abraxas Sound Stage in use
1pm Sunday, 11/12/17 to Wednesday 11/15 6am	Fence reinstalled, Abraxas packed up.

Temple and Fire Ceremony Schedule

6:00am Monday 11/6/17	Load-in and site setup begins for Temple
9:00pm Tuesday., 11/7/17	Temple installation. One tent for overnight security on turf
3:00pm Wednesday 11/8/17 - Ritual Blessing	Ceremony team gathers to bless the Temple site and clear out all negative energy and spirits. Ritual burning of palo santo wood and incense.
4:00pm - 6:00pm Wednesday 11/8/17 - Temple Raising	Temple Team finishes Temple in final placement
9:00pm Wednesday 11/8/17 - 6:00pm Saturday 11/11/17 (sunset) - Public Offerings	Participants and members of the public are invited to interact with the Temple, including by writing offerings on the Temple, and by placing small, non-painted, wooden or paper objects in the Temple.

PERMIT NO:17-0389**ISSUED TO:** CATHARSIS ON THE MALL LLC**LOCATION:** NORTHWEST QUADRANTS WASHINGTON MONUMENT

GROUNDS, INDEPENDENCE AVENUE BETWEEN 15TH AND 17TH STREETS, 17TH STREET
 BETWEEN CONSTITUTION AVENUE AND INDEPENDENCE AVENUE, AND CONSTITUTION
 AVENUE BETWEEN 15TH AND 17TH STREETS

NOVEMBER 6-15, 2017 (6:00 AM – 11:00 PM)

6:00pm - 9pm Saturday 11/11/17 - Vigil Ceremony Prep	Temple is closed to the public and prepared for ritual burning. Remarks given by celebrant Ceremonial dancers perform. (Refer to Site Safety Plan for detailed timeline of Burn Prep, Vigil Ceremony and Burn Cleanup.)
9pm Saturday 11/11/17 - 2am Sunday 11/12/17 - Temple Transformation Ceremony	Temple is burned and cleaned up by Fire Safety Team. (Refer to Site Safety Plan for detailed timeline of Burn Prep, Vigil Ceremony and Burn Cleanup.)
9:30am - 2:00pm Sunday 11/12/16 - Cleanup	Event cleanup crew breaks down structures, packs up equipment, and removes all trace of items and debris from the event on the property.
6:00pm Sunday - Alternate Temple Burn	In case of inclement weather on Saturday night the Temple will be burned at sundown on Sunday.

R-Evolution 44 foot 11 inch Banner Tower Vigil Schedule ~~11/7 to 11/15~~

12:01pm Tuesday, 11/7/17	R-Evolution Banner Tower work zone perimeter is established with fencing, delivery of scaffolding, construction of tower begins not final placement spot
11/8/17-11/9/17	Closed to the public for tower construction and mounting of banners
11/10-17 to 11/12/17	Vigil site completely cleared except for R-Evolution Banner Tower and staff vigil support shelter Shift pods.
11/13/17 to 11/15/17 11:59pm	Removal of R-Evolution Banner Tower Begins on Sunday, 11/13/ fencing is installed, scaffolding is disassembled and picked up.

General Vigil Production Schedule

PERMIT NO:17-0389**ISSUED TO:** CATHARSIS ON THE MALL LLC**LOCATION:** NORTHWEST QUADRANTS WASHINGTON MONUMENT

GROUNDS, INDEPENDENCE AVENUE BETWEEN 15TH AND 17TH STREETS, 17TH STREET
 BETWEEN CONSTITUTION AVENUE AND INDEPENDENCE AVENUE, AND CONSTIUTION
 AVENUE BETWEEN 15TH AND 17TH STREETS

NOVEMBER 6-15, 2017 (6:00 AM – 11:00 PM)

7:00am Monday 11/6/17 - 4:00pm Thursday, 11/9/17 Core Setup	Abraxas, R-Evolution Banner Tower components, turf protection, fencing and temple arrive and assembly begins in staging placement (on turf protection as needed). Motorized vehicles will use WAMO walkways during this time for delivery of materials - see below for protocol.
Sundown Thursday, 11/9/17	Abraxas and Temple base that are on the turf are moved from staging placement to final placement; other temporary structures going on turf can begin setup at this time.
6:00pm - 9:00pm Thursday, 11/9/17, Soft Opening Ceremony	A portion of event site is temporarily open to volunteers and friends for opening ceremony, blessing, and celebration to occur (this is not advertised to the public). All safety protocols are maintained during this time. Some work outside of opened portion may continue during this time.
11:00pm Thursday, 11/9/17 - 11:59am Friday, 11/10/17 Finalize Setup and Prepare for Public	Final assembly and cleanup concludes; all extraneous assembly materials are gathered and loaded into production trucks to move off-site by Friday noon.
12:00pm Friday 11/10/17 - 12:00pm Sunday 11/12/17 Open to the Public	Event site is fully open to the public; art, activities, cathartic dancing commence. During this time any deliveries required (which will be minimized) such as fuel, band equipment, etc will occur only from Constitution Ave near German American Friendship Garden. No motor traffic on walkways.
Fueling Times: 10pm-12am Friday 11/10/17, 5am-8am & 10pm-12am Saturday 11/11/17,	Fuel for main generator, supplemental generators, and heaters is delivered via Constitution Ave, carted under supervision of core production staff, generators refilled, and containers returned to Constitution Ave

PERMIT NO:17-0389**ISSUED TO: CATHARSIS ON THE MALL LLC****LOCATION: NORTHWEST QUADRANTS WASHINGTON MONUMENT****GROUNDS, INDEPENDENCE AVENUE BETWEEN 15TH AND 17TH STREETS, 17TH STREET BETWEEN CONSTITUTION AVENUE AND INDEPENDENCE AVENUE, AND CONSTIUTION AVENUE BETWEEN 15TH AND 17TH STREETS**

5am-8am Sunday 11/12/17	to be taken off-site. Generators are in fenced off production team-only areas for duration of public event
6:30am - 9:00am Sunday 11/12/17 - Sunrise Ceremony and March	Ceremonial celebration of sunrise, 6:30am departure for Abraxas to march around National Mall two times to demand Equal Rights Amendment and end to violence against women and LGBTQ community (March permit filed to MPD separately) (Alternate if no exemption: Cathartic dancing continues at Abraxas until 9am at which point area is closed and it drives off-site)
12:00pm Sunday 11/12/17 - Main event closed to the public.	Event site closed to the public for breakdown of main event site, except installations noted above.
12:00pm Sunday 11/12/17 - Sunrise Monday 11/13/17 - Core Cleanup	Event cleanup crew breaks down structures, packs up equipment, and removes all structures, stages and installations from "final placement" to maintain 5 day photosynthesis requirement Motorized vehicles will use WAMO walkways during this time for removal of materials - see below for protocol.
Sunrise Monday 11/13/17 - 11:59pm Wednesday 11/15/17 Final cleanup	Additional cleanup to remove all materials and trace of event from site, continue breaking down any installations still in staging placement, completely clear permit area. Motorized vehicles will use WAMO walkways during this time for removal of materials - see below for protocol.
11:59pm Wednesday 11/15/17 — Clean-up complete of all general structures	Majority of structures and installations are broken down, site completely cleared except as noted above.

PERMIT NO:17-0389

ISSUED TO: CATHARSIS ON THE MALL LLC

LOCATION: NORTHWEST QUADRANTS WASHINGTON MONUMENT

GROUNDS, INDEPENDENCE AVENUE BETWEEN 15TH AND 17TH STREETS, 17TH STREET BETWEEN CONSTITUTION AVENUE AND INDEPENDENCE AVENUE, AND CONSTITUTION AVENUE BETWEEN 15TH AND 17TH STREETS

NOVEMBER 6-15, 2017 (6:00 AM – 11:00 PM)

General Vigil Public Event Schedule

12:00pm Friday 11/10/17 - Opening Ceremony	Public activity begins at noon with an opening ceremony acknowledging the land, ancestral inhabitants, our intentions with the vigil, and each other.
12:30pm - 7:00pm Friday 11/10/17 - Daytime Programming	Speakers and panel discussions, teach-ins, ceremony, live music, art exploration and many workshops will take place in our various sites and spaces during the day on Friday.
7:00pm Friday 11/10/17 - 4:00am Saturday 11/11/17 - Nighttime Programming	Live music, Cathartic dancing with DJs, and film screenings will continue the vigil through approximately 4:00am on Saturday morning. From 2:30am - 4:00am amplified sound will only be in the dome.
4:00am - 9:00am Saturday 11/11/17 - Quiet Time	Vigil site will be quiet from approximately 4:00am - 9:00am with a few vigilers remaining through the night for sunrise, but no formal programming.

DRAFT

PERMIT NO:17-0389**ISSUED TO:** CATHARSIS ON THE MALL LLC**LOCATION:** NORTHWEST QUADRANTS WASHINGTON MONUMENT

GROUNDS, INDEPENDENCE AVENUE BETWEEN 15TH AND 17TH STREETS, 17TH STREET
 BETWEEN CONSTITUTION AVENUE AND INDEPENDENCE AVENUE, AND CONSTIUTION
 AVENUE BETWEEN 15TH AND 17TH STREETS

NOVEMBER 6-15, 2017 (6:00 AM – 11:00 PM)

9:00am - 11:11am Saturday 11/11/17 - Early Morning	Early morning programming including yoga, meditation and cathartic dancing, with low amplified sound especially during the 9am Veteran's Day ceremony
11:11am Saturday 11/11/17 - Armistice Day Ceremony	Ceremonial procession from the Temple to the Burn Pad to the Water Temple Pyramid to acknowledge and honor Armistice Day and American veterans
11:30am - 8:00pm Saturday 11/11/17 - Daytime Programming	Speakers and panel discussions, teach-ins, ceremony, film screenings, live music, art exploration and many workshops will take place in our various sites and spaces during the day on Saturday.
8:00pm - 10:00pm Saturday 11/11/17 - Ceremonial Burn	As described in section above and Site Safety Plan below.
10:00pm Saturday 11/11/17 - 6:30am Sunday 11/12/17 - Cathartic Dancing	Cathartic dancing will commence at approximately 10pm in several spaces around the vigil and continue until 6:30am.
6:30am - 9:00am Sunday 11/12/17 - Sunrise Ceremony and March	Ceremonial celebration of sunrise, 6:30am departure for Abraxas to march around National Mall two times to demand Equal Rights Amendment and end to violence against women and LGBTQ community (March permit filed to MPD separately) (Alternate if no exemption: Cathartic dancing continues at Abraxas until 9am at which point area is closed and it drives off-site)
9:00am - 12:00pm Sunday 11/12/17-Wind Down	Vigilers return to vigil site from march for morning yoga, cathartic dancing and closing ceremony before breakdown begins at noon.

Specific Build Schedule:**Our Evolution Banner Tower**

November 7 Our Evolution scaffolding work zone established, flooring laid, build starts (Day 0)

November 8 Our Evolution scaffolding build continues (Day 1 Flooring)(Day 0 photosynthesis)

November 9 Our Evolution scaffolding build continues (**Day 2 Flooring**)

November 10 Our Evolution build complete banner hung (vigil activities)(**Day 3 Flooring**) (**day 0 photosynthesis**)

November 11 Vigil activities(day 4 Flooring) (day 1 photosynthesis)

November 12 Vigil activities (day 5 Flooring) (Day 2 photosynthesis)

PERMIT NO:17-0389

ISSUED TO: CATHARSIS ON THE MALL LLC

LOCATION: NORTHWEST QUADRANTS WASHINGTON MONUMENT

GROUNDS, INDEPENDENCE AVENUE BETWEEN 15TH AND 17TH STREETS, 17TH STREET BETWEEN CONSTITUTION AVENUE AND INDEPENDENCE AVENUE, AND CONSTITUTION AVENUE BETWEEN 15TH AND 17TH STREETS

NOVEMBER 6-15, 2017 (6:00 AM – 11:00 PM)

November 13 Strike tower

Abraxas Stage build

November 6- 6:00 am Flooring, Fencing established (Day 0) (Flooring foot print large enough for Abraxas to shift)

November 7- Abraxas stage build start (Day 2 Flooring) (Day 0 Photosynthesis east side covered)

November 8 Abraxas stage build continues (Day 3 Flooring) (Day 1 Photosynthesis eastside covered)

November 9 Abraxas stage build continues/sound check (Day Flooring) (Day 2 photosynthesis eastside covered)

November 10 Abraxas stage move to west side of flooring (Day 4 flooring) (Day 0 photosynthesis west side covered)

November 11 Abraxas stage in place (Day 5 flooring) (Day 1 photosynthesis **Move eastside flooring west of Abraxas stage location during quiet time at vigil**)

November 12 6:30 am Abraxas stage leaves for march (Day 1 for new west flooring) Abraxas returns to far west side (Day 0 photosynthesis) Start Strike of Abraxas

November 13 Continue Abraxas strike (Day 2 Flooring) Day 1 photosynthesis

November 14 Continue Abraxas Strike (Day 3 Flooring) Day 2 photosynthesis

November 15 Abraxas Strike completed (Day 4 Flooring) Day 3 photosynthesis

Temple build

November 7 – 12:00 pm Temple Installation with courtyard; Flooring installed (Day 0 flooring)

November 8 – Temple raising and blessing (Day 1 flooring) (Day 0 photosynthesis)

November 9 Finishing touches on temple (Day 2 Flooring) (Day 1 photosynthesis)

November 10 Temple open to public – vigil activities (Day 3 Flooring) (Day 2 photosynthesis)

November 11 Vigil activities

Memorial Wheel burn

(Day 4 flooring) (Day 3 photosynthesis) Burn site prep

November 12 Removal of temple and courtyard

All other structures will be installed start November 9th and removed by November 12th unless relocated to another area and remain in compliance with turf and resource protection requirements.

General Conditions:

- A. This permit authorizes Catharsis on the Mall LLC use of the Northwest Quadrant of the Washington Monument Grounds from 6:00 am Monday, November 6 – Wednesday, November 15, 2017 at 11:00 pm. This permit will be amended pursuant to changing plans, circumstances and condition.

PERMIT NO:17-0389

ISSUED TO: CATHARSIS ON THE MALL LLC

LOCATION: NORTHWEST QUADRANTS WASHINGTON MONUMENT

GROUNDS, INDEPENDENCE AVENUE BETWEEN 15TH AND 17TH STREETS, 17TH STREET BETWEEN CONSTITUTION AVENUE AND INDEPENDENCE AVENUE, AND CONSTITUTION AVENUE BETWEEN 15TH AND 17TH STREETS

NOVEMBER 6-15, 2017 (6:00 AM – 11:00 PM)

- B. No activity associated or equipment setup associated with this activity is permitted to take place in the turf restoration area (northeast quadrant).**
- C. No activity associated with this permit can be conducted within the base of the Washington Monument. No set up permitted within the vehicle barrier system**
- D. The Permittee is responsible for obtaining the necessary permissions and/or additional permits from the Metropolitan Police Department (202) 671-6522, or from other federal, state or local agencies or departments for the use of public lands other than those under the jurisdiction of the National Park Service.
- E. Permittee will provide an on-site coordinator to be accessible to National Park Service and United States Park Police personnel during the setup activities and during the load out of the event.**
- F. Due to the exceptional time constraints, and multiple locations associated with this permit and the complexity of multiple vendors bringing materials and equipment to park land, special attention is assigned to the requirement that the permittee will at all times provide an on-site coordinator to be accessible to National Park Service and United States Park Police personnel during the setup activities and during the strike of the event. Onsite coordinators: Adam Eidinger, (b) (6), Nikolas Schiller, (b) (6), Michael Verdon, (b) (6), (b) (6), Robert "Roman" Haferd, (b) (6), Rosina Menolo, (b) (6), Natalie Ginsburg, (b) (6), (b) (6), Darrell Duane, (b) (6), Joshua Carroll, (b) (6), Darwin Westich, (b) (6), Rachel Donlan, (b) (6), Lauren Berlekamp, (b) (6), Alex Wyman, (b) (6), Denise Lozano, (b) (6), Charles Planke, (b) (6).**
- G. All request, correspondence and meetings with the National Park Service pertaining to this permit shall be scheduled by the permittee only. All contractors, subcontractors or consultants must channel their request through the recognized representatives of the permittee who in turn will contact the National Park Service representative.**
- H. NPS Permits Management Specialist and/or Event Monitor will be assigned for on-site supervision each day of the event. In addition USPP officers may also be assigned to provide for public safety. All reasonable instructions given by authorized NPS or USPP personnel must be obeyed promptly. Failure to comply will all the terms and conditions of the special event permit may constitute grounds for revocation of the permit and immediate termination of the event and/or citation against violator.
- I. The permittee agrees to be fully responsible for the management, performance, use and safety within the permit area involved in this authorization including keeping all areas until the work is completed, inspected and accepted. The permittee hereby agrees to accept responsibility and assume liability for any and all tort claims arising from the actions or omissions of its representatives, exhibitors, or employees directly or indirectly connected with the work performed, the maintenance of or the use of this facility to the greatest extent permitted by law.

PERMIT NO:17-0389

ISSUED TO: CATHARSIS ON THE MALL LLC

LOCATION: NORTHWEST QUADRANTS WASHINGTON MONUMENT

GROUNDS, INDEPENDENCE AVENUE BETWEEN 15TH AND 17TH STREETS, 17TH STREET BETWEEN CONSTITUTION AVENUE AND INDEPENDENCE AVENUE, AND CONSTITUTION AVENUE BETWEEN 15TH AND 17TH STREETS

NOVEMBER 6-15, 2017 (6:00 AM – 11:00 PM)

- J. **The permittee shall be responsible for any injuries and/or damages to government property occurring as a result of this permitted activity, including but not limited to stains, turf ruts, burned turf, damaged post and chain created by installing above facilities. If and only if the conditions outlined within the permit are not followed. To avoid or minimize any potential damage, it is recommended if the permittee needs to diviate from agreed upon conditions the permittee should contact the NPS Representative.**
- K. All activities pursuant to this permit shall be in compliance with the requirements of Title VI of the Civil Rights Act of 1964 (78 Stat. 252; 42 U.S.C. 200d et seq.); Title V, Section 504 of the Rehabilitation Act of 1973 (87 Stat. 394; 29 U.S.C 794); the Age Discrimination Act of 1975 (89 Stat. 728; 42 U.S.C. 6101 et seq.); and with all other Federal laws and regulations prohibiting discrimination on grounds of race, color, national origin, handicap, religion, or sex in employment and in providing facilities and services to the public. Nothing advertising for employees shall be done which will prevent those covered by these laws from qualifying for employment.
- L. Permittee, contractors, and agents, are required to meet OSHA guidelines regarding employee/subcontractor work schedules. No employee/subcontractor is to work no more than 10 hours within a 24 hour period. Any work required beyond the 10-hour limitation will need to be requested to the NPS in advance for review and approval by the Superintendent, National Mall and Memorial Parks. **The permittee has been approved to work a 12-14 hour work day for multiple crews to accommodate the setup and teardown of equipment.**
- M. The permittee shall insure that all facilities and structures placed on park property adhere to all applicable codes, standard, and regulations including but not limited to BOCA, OSHA, USPHS, NFPA and ADA, covering requirements including but not limited to safe handling of all chemicals, proper disposal techniques and grounding of generators. Permittee will submit to the NPS structural evaluation and design specification for all structures, e.g. arks, tents, stages, cable trusses, audio and video towers, etc. for NPS review and approval.

Additional General Permit Conditions

- N. **Accessibility:** The Americans with Disabilities Act (ADA) states that people with disabilities must be able to obtain or enjoy “the same goods, services, facilities, privileges, advantages, or accommodations” that are provided to other members of the public. The ADA applies to temporary facilities, structures, services, programs, and activities associated with this permitted event. Permittee is responsible for providing the following:
- a. Permittee’s policies and operations for the event must meet the nondiscrimination requirements of the ADA, including, but not limited to provision of accessible parking, routes through site, food service, toilet, facilities, and assembly seating.
 - b. Permittee is responsible for providing auxiliary aids and services as requested. Permittee is responsible for providing promotional material explaining how the public can request a particular auxiliary aid or service and be informed of when specific auxiliary aids and services may be available for all activities held on parkland.

PERMIT NO:17-0389

ISSUED TO: CATHARSIS ON THE MALL LLC

LOCATION: NORTHWEST QUADRANTS WASHINGTON MONUMENT

GROUNDS, INDEPENDENCE AVENUE BETWEEN 15TH AND 17TH STREETS, 17TH STREET BETWEEN CONSTITUTION AVENUE AND INDEPENDENCE AVENUE, AND CONSTITUTION AVENUE BETWEEN 15TH AND 17TH STREETS

NOVEMBER 6-15, 2017 (6:00 AM – 11:00 PM)

- c. Service animals, as defined by the Americans with Disabilities Act (ADA), are permitted under proper supervision. The ADA defines a service animal as any guide dog, signal dog, or other animal individually trained to provide assistance to an individual with a disability. If they meet this definition, animals are considered service animals under the ADA regardless of whether they have been licensed or certified by a state or local government.
- d. The Permittee must consider elements of accessibility when designing the layout of the event. Potential items for inclusion are:
 - 1. Addition of temporary curb ramps where needed to provide an accessible route
 - 2. Location of structures and tents along an accessible route
 - 3. Provision of auxiliary aids and services
 - 4. Provision of and an accessible route from transit stops to the event location
 - 5. Provision of tactile braille signage
 - 6. Provision of portable wheelchair lifts to access stages or other elevated areas.

- O. **Accessible Route:** Permittee is responsible for providing individuals who use wheelchairs or walking aids or who walk with difficulty, an accessible route of travel throughout the event site. A successful accessible route connects site arrival points and parking with all exterior and interior event exhibits and activities, including public amenities, such as toilet rooms, water coolers, and concessions.

This single continuous path should:

- 1. Be smooth, but not slippery.
- 2. Be as level and as wide as possible without low or overhanging hazards or obstructions.
- 3. Not require the use of stairs.

- b. **Space Requirements for Wheelchairs:** Permittee is responsible for establishing accessible routes to ensure that people who use mobility aids can successfully navigate through the environment/event site. A space that is a minimum of 30 inches wide by 48 inches long is necessary to park a wheelchair in a stationary position. The space necessary for people using wheelchairs to make a 180-degree turn is a circle with a diameter of 60 inches.

- P. **CAMPING IS PROHIBITED.** Camping is defined as the use of the park land *for* living accommodation purposes such as sleeping activities, or making preparations to sleep {including the laying down or bedding for the purpose of sleeping), or storing personal belongings, or making any fire, or using any tents or shelter or other structure or vehicle for sleeping or doing any digging or earth breaking or carrying on cooking activities. The above-listed activities constitute camping when it reasonably appears, in light of all the circumstances that the participants, in conducting these activities, are in fact using the area as a living accommodation regardless of the intent of the participants or the nature of any other activities in which they may also be engaging.

PERMIT NO:17-0389

ISSUED TO: CATHARSIS ON THE MALL LLC

LOCATION: NORTHWEST QUADRANTS WASHINGTON MONUMENT

GROUNDS, INDEPENDENCE AVENUE BETWEEN 15TH AND 17TH STREETS, 17TH STREET BETWEEN CONSTITUTION AVENUE AND INDEPENDENCE AVENUE, AND CONSTITUTION AVENUE BETWEEN 15TH AND 17TH STREETS

NOVEMBER 6-15, 2017 (6:00 AM – 11:00 PM)

Q. **The use of temporary structures for camping is prohibited.** 36 CFR 7.96(5)(iv) allows temporary structures as part of a permitted demonstration “for the purpose of symbolizing a message or meeting logistical needs such as first aid facilities, lost children areas or the provision of shelter for electrical and other sensitive equipment or displays.” However, [t]emporary structures may not be used outside designated camping areas for living accommodation activities such as sleeping, or making preparation to sleep (including the laying down of bedding for the purpose of sleeping), storing personal belongings, or making fire, or doing any thing or earth breaking or carrying on cooking activities. The above-listed activities constitute camping when it reasonably appears, in light of all the circumstances, that the participants, in conducting these activities, are in fact using the area as a living accommodation regardless of the intent of the participants or the nature of any other activities in which they may also be engaging...” **In addition, to allow for visual inspection and monitoring, all temporary structures must continue to have at least one open side.**

R. **Commercial Advertising Signage:** Consistent with long-standing NPS regulations and policy, and Public Law 108-108, Title I, §145, the erection, placement, or use of structures and signs bearing commercial advertising is prohibited for any special event. The recognition of special events sponsors, however, may be allowed if it has been specifically authorized by this permit.

A permit may be issued that authorizes the recognition of sponsors of special events, if the NPS determines that the size and form of the recognition is consistent with the special nature and sanctity of the National Mall or any other requested park area, and if the lettering or design identifying the sponsor is no larger than one-third the size of the lettering or design identifying the special event. Further, to the maximum extent practicable for such special events, public use of and, access to the National Mall and other parkland is not to be restricted.

The Permittee shall submit a sign plan for NPS review and approval. Any request seeking NPS approval for sponsor recognition must be submitted to the NPS at least 14 days prior to the proposed event, and if approved by the NPS, will be authorized within the terms of the special event permit.

Authorized sponsor recognition must be in keeping with NPS policy, regulations, and laws and be appropriate to the scale and theme of the special event. Further, the overall size, number, and design of any signs or banners shall be appropriate to the park setting and lettering or design identifying the special event. Signs and banners may not be affixed to existing trees or other NPS facilities or structures.

Only signs and/or banners specifically identifying and/or announcing the event or portion of the event are permitted. Commercial sponsors may be recognized on these same banners by letters and/or logos not to exceed one-third the height and width of the primary lettering identifying the event.

PERMIT NO:17-0389

ISSUED TO: CATHARSIS ON THE MALL LLC

LOCATION: NORTHWEST QUADRANTS WASHINGTON MONUMENT

GROUND, INDEPENDENCE AVENUE BETWEEN 15TH AND 17TH STREETS, 17TH STREET BETWEEN CONSTITUTION AVENUE AND INDEPENDENCE AVENUE, AND CONSTITUTION AVENUE BETWEEN 15TH AND 17TH STREETS

NOVEMBER 6-15, 2017 (6:00 AM – 11:00 PM)

- S. **Credentials:** All staff, volunteers and vendors involved in the construction and teardown of the temporary structures and all event components must have some form of identification. The credentials will identify the person by name and category and include any event logo. Colored copies of all credentials will be provided to NPS and USPP in advance of the event date. Catharsis Volunteers and Catharsis Rangers will have lanyards. (see attached) Catharsis event staff will wear red and gold Phrygian hats.
- T. **Concessions:** Food Trucks are not permitted on National Park Service jurisdiction including Constitution Avenue between 15th – 17th Streets.
- U. **Distribution and Giveaways:** Distribution or give-away of any commercial product is limited to only those that may be consumed on the event site such as juices or popcorn. Soliciting personal information such as names, addresses, telephone numbers, zip codes, etc., or any other information which may be used for future solicitation, or marketing purposes is strictly prohibited. A list of all giveaway items will be provided to the National Park Service for approval. Permittee will provide informational maps.
- V. **Fencing:** Permittee is authorized to setup a perimeter fencing consisting of a combination of bike rack and 6ft chain link fence in the locations listed below. Fencing should allow pedestrian access around the Washington Grounds during initial setup. All fencing should be placed along the inner most part of the sidewalk to maintain pedestrian access to the walkway in addition permittee is required to maintain openings at all major crosswalks during setup and at the conclusion of the event.
- i. Bike rack and fence must allow for pedestrian access.
 - ii. Fence around the Abraxas Stage and Scaffolding build areas
- W. **Fire Hazards:** To prevent potential fire hazards permittee must adhere to the following:
- a. Flammable and Combustible Clearance: A minimum of 10 ft. clearance of all flammable or combustible materials or tall vegetation and trees.
 - b. Source of Ignition: Sources of ignition, including matches and lighters, shall not be used within 20 ft. (6m) of areas used for fueling, servicing fuel systems of internal combustion engines, or receiving or dispensing of Class I and Class II liquids –examples include gasoline, diesel fuel, lacquers paint thinner
 - c. No Smoking: Smoking shall not be permitted especially in areas where combustible materials are located. Plainly visible “ No Smoking” must be visible. The
- X. **Fire Hydrants:** A minimum 36 in. of clear space shall be maintained to permit access to and operation of fire protection equipment, fire department inlet connections, or fire protection system control valves. Vehicles must maintain a 15 ft. clearance of all fire hydrants. **Water ballast are not permitted to dumped on turf.**
- Y. **Generators:** The Permittee may provide a generator for electrical power. Refueling of diesel/gasoline powered generators on parkland is permitted pursuant to the following conditions. No storage of fuels is allowed on National Park service property, unless NPS approves. At a minimum the following materials must be placed underneath the generator to protect the underlying surface from potential weight and vibration damage and fluid leakage:

PERMIT NO:17-0389

ISSUED TO: CATHARSIS ON THE MALL LLC

LOCATION: NORTHWEST QUADRANTS WASHINGTON MONUMENT

GROUNDS, INDEPENDENCE AVENUE BETWEEN 15TH AND 17TH STREETS, 17TH STREET BETWEEN CONSTITUTION AVENUE AND INDEPENDENCE AVENUE, AND CONSTITUTION AVENUE BETWEEN 15TH AND 17TH STREETS

NOVEMBER 6-15, 2017 (6:00 AM – 11:00 PM)

- ¾" plywood, or other material (with approval of NPS)
- Plastic fuel impermeable tarp on the properly rated flooring unless generator has a secondary containment unit
- Absorbent material on top of tarp
- Drip pan under fueling nozzle
- Fenced in or closed in with bike rack
- **The storage of fuel on parkland, in trailers, next to generators, under stages, in tents and at other NPS locations is strictly prohibited.**
- **Refueling of generator(s) is only permitted between the 5:00 am – 8:00 am and 10:00 pm – 12:00 am daily. Absolutely no refueling during peak visitation hours and event hours.**
- Separation from tents: Generators and other internal combustion power sources shall be separated from temporary membrane structures and tents by a minimum of 5ft. and shall be protected from contact by fencing, enclosure, bike rack or other approved means. Barriers must be at least 3ft high.
- Exhaust should be directed at least 5ft. in any direction away from any openings or air intakes and away from buildings.
- Fire extinguisher for Class B Hazards such as portable generators must meet the following UL rating requirements based on the maximum fuel capacity of the class B hazard:

Type of Hazard	Amount of Fuel	Fire Ext. Type	Max Travel Distance
Low-Hazard	Less than 1 gl.	5B Fire Ext.	30 ft. apart
NFPA 10:5.4.1.1		10B Fire Ext.	50 ft. apart
Ordinary-Hazard	Less than 1-5gl.	10B Fire Ext.	30 ft. apart
NFPA 10:5.4.1.2		20B Fire Ext.	50 ft. apart
High- Hazard	More than 5gl.	40B Fire Ext.	30 ft. apart
NFPA 10:5.4.1.3		80B Fire Ext.	50ft apart

The spillage of deleterious substances such as engine oil, gasoline, etc. is prohibited. In the event of such an occurrence, the District of Columbia Fire Department must be called immediately, by dialing 911 emergency numbers, followed by a call to the National Park Duty Officer, 202-528-9610. Corrective action will be taken in accordance with EPA Hazardous Material guidelines.

Flexible cords or cables accessible to the public shall be arranged to minimize the tripping hazard. To reduce the possibility of tripping hazards, all cords and cables must be covered with non-conductive matting and/or high visibility Yellow Jackets™ or equivalent product. The cord must be in good condition and of sufficient gauge to accommodate the electrical load of the equipment and must be properly grounded.

All cables, power lines, etc. shall be run in an orderly manner and contained in cable troughs that provide for safety and accessibility. No cords or cables can be strung in trees. Permittee has indicated that cables will run on hardscape were permissible.

PERMIT NO:17-0389

ISSUED TO: CATHARSIS ON THE MALL LLC

LOCATION: NORTHWEST QUADRANTS WASHINGTON MONUMENT

GROUNDS, INDEPENDENCE AVENUE BETWEEN 15TH AND 17TH STREETS, 17TH STREET
BETWEEN CONSTITUTION AVENUE AND INDEPENDENCE AVENUE, AND CONSTITUTION
AVENUE BETWEEN 15TH AND 17TH STREETS

NOVEMBER 6-15, 2017 (6:00 AM – 11:00 PM)

Permittee is required to have a utility scan of the Washington Monument Grounds prior to staking grounding rods for generators or tent stakes. Grounding rods are not permitted to be staked in hardscape areas. Permittee must provide NPS with proof a utility scan was conducted prior to staking. A NPS representative must be present before installation of any grounding rods in the turf.

- Z. **Ground & Floor Surfaces:** Accessible routes of travel must avoid irregular, soft loose surfaces, such as sand, gravel, cobblestones and similar uneven brick or concrete pavers. Such surfaces are uncomfortable and can cause wheelchairs to rock and tilt. Unstable and uneven surfaces also can be a problem for people who walk using crutches or canes, often causing a loss of balance or falls. Accessible routes must also avoid tall, wet grass, which is often slippery and difficult to roll a wheelchair across.

Permittee is responsible for establishing accessible routes of travel through site, food service, toilet, facilities, and assembly seating, using compact, stable, surfaces, free of loose debris. Appropriate turf cover/ground protection material approved by NPS, is required for ADA accessible routes established on the Washington Monument grounds turf. Permittee is encouraged to secure products that are ADA-compliant, interlocking mats that are translucent and allow UV light to pass through to the grass below. The products must either be perforated or ribbed, allowing for ventilation and some moisture access to the turf below. Material to be used must be approved in advance by NPS. **Plywood cannot be used as turf cover/ground protection. The following flooring products are approved for use on the Washington Monument grounds:**

Areas requiring vehicular access including gators and vehicles without the approved flotation tires:
Matrax HD translucent flat back
Pedestrian Areas: Matrax

- AA. **Light Towers:** Light tower or another source of illumination are required when working in low light or dark conditions. In addition portable illumination sources are required during low light or night events to facilitate safe egress and ingress of participants. At a minimum the following materials must be placed underneath the generator to protect the underlying surface from potential weight and vibration damage and fluid leakage:

- Properly graded approved flooring or other material (with approval of NPS)
- Plastic fuel impermeable tarp
- Absorbent material on top of tarp
- Drip pan under fueling nozzle
- Temporary bike rack or fencing must be placed around the light tower

1 Solar Light Tower on Matrax flooring and 16 Lantern Stands

PERMIT NO:17-0389

ISSUED TO: CATHARSIS ON THE MALL LLC

LOCATION: NORTHWEST QUADRANTS WASHINGTON MONUMENT

GROUNDS, INDEPENDENCE AVENUE BETWEEN 15TH AND 17TH STREETS, 17TH STREET
BETWEEN CONSTITUTION AVENUE AND INDEPENDENCE AVENUE, AND CONSTITUTION
AVENUE BETWEEN 15TH AND 17TH STREETS

NOVEMBER 6-15, 2017 (6:00 AM – 11:00 PM)

BB. Liquefied Petroleum Gas (LPG) Cylinders Use: The use of propane is limited to one approved 60-pound container per appliance unless otherwise approved in advance by the NPS. **Permittee must contact the NPS National Capital Region, Fire Safety Specialist for approval/permits for the use of propane containers larger than 60 pounds. Permittee had obtained a propane permit from DC Fire EMS. Permittee is authorized to use five (5) propane outdoor heaters and one (1) propane torch will be used during the demonstration.**

The connections to propane containers shall be made, tested and repaired prior to opening of the event. The changing of propane containers while the event is open to the public is strictly prohibited.

Propane containers on site shall be secured from falling or being knocked over. Placing the container in a milk crate is recommended. In addition, ground surface must be level.

In addition to above conditions permittee must adhere to the following guideline:

- a. **Separation Distance:** Containers for LPG installed not less than 5ft from any doorway or opening with at least two means of egress and 10ft. from any opening with at least one means of egress.
- b. **Storage:** NO onsite storage of LPG cylinders is permitted including parked vehicles, trailers, etc.
- c. **Containers:** Containers showing excessive, denting, bulging, gouging or corrosion shall be removed from service.
- d. **Cylinder Transportation:** Cylinders in excess of 40lb. (18) total weight being transported to or from the site shall be carried on a hand truck or motorized truck.
- e. **Protection:** LPG tank containers shall be secured in upright position and protected from vehicular traffic.
- f. **Visual Inspection:** Visual inspection shall be performed in accordance with following:
 1. The cylinder is checked for exposure to fire, dents, cuts, digs, gouges, and corrosion according to CGA C-6, Standard for Visual Inspection of Steel Compressed Gas Cylinders.
 2. The cylinder protective collar (where utilized) and the foot ring are intact and are firmly attached.
 3. The cylinder is painted or coated to minimize corrosion.
 4. The cylinder pressure relief valve indicates no visible damage, corrosion of operating components, or obstructions.
 5. There is no leakage from the cylinder or its appurtenances that is detectable without the use of instruments.
 6. The cylinder is installed on a firm foundation and is not in contact with the soil.
- g. **Limits:**

PERMIT NO:17-0389

ISSUED TO: CATHARSIS ON THE MALL LLC

LOCATION: NORTHWEST QUADRANTS WASHINGTON MONUMENT

GROUNDS, INDEPENDENCE AVENUE BETWEEN 15TH AND 17TH STREETS, 17TH STREET BETWEEN CONSTITUTION AVENUE AND INDEPENDENCE AVENUE, AND CONSTITUTION AVENUE BETWEEN 15TH AND 17TH STREETS

NOVEMBER 6-15, 2017 (6:00 AM – 11:00 PM)

1. Maximum LPG cylinders size use per appliance is 100 lbs.
2. Maximum LPG use per 10ft x 10ft. tent or (100sq ft) is 200 lbs.
3. Minimum separation distance per every 200lbs LPG (100 sq ft) is 10 ft.

CC. **Portable Fire Extinguishers:** Permittee shall ensure that all fire extinguishers are properly rated for hazards involved. All fire extinguishers shall be easily accessible and in plain view as directed by the National Park Service Safety Officer. Permittee is responsible for ensuring fire extinguisher meet the following guidelines:

- i. At minimum 2 portable fire extinguishing equipment of approved types shall be furnished and maintained in all tents and cooking booths.
- ii. The maximum travel distance to extinguisher should not exceed 75 ft. for class A-hazard.
- iii. Fire extinguisher height: Fire extinguishers under 40lbs weight, its top shall be mounted no higher than 5ft from the floor, or bottom, no less than 4 in. from the floor.
- iv. Should not be obstructed or obscured from view.
- v. Hydrostatic test should not be intervals exceeding more than 1 year.

DD. **Portable Restrooms:** If attendance is expected to exceed the capacity of nearby NPS public comfort facilities, or if none exist in or near the requested park area, the Permittee must provide portable, temporary toilets with sufficient capacity to accommodate anticipated attendance. The general guideline is a minimum of (1) portable toilet per (300) people, of which at least twenty percent (%20) must be ADA accessible. Portable restrooms will be located throughout the Washington Monument grounds. The portable restrooms will be secured with locks. **Permittee is required to have portable restrooms cleaned.** Permittee will have 9 regular units and 1 ADA Accessible restroom.

- a. **ADA Accessible Portable restrooms:** 20% of the total number of portable toilets used to support the event must be ADA accessible.

- i. Where clusters of portable units are provided at various locations around the event site, twenty percent of the units in each cluster should be accessible. They should be equipped with all the accessible elements required by the Standards such as maneuvering space, grab bars, toilet paper dispensers within reach, etc. In addition, when all units are not accessible, the International Symbol of Accessibility must be posted on the units that are.
- ii. Accessible portable toilet units must be positioned on a level area that connects with an accessible route and have adequate space just outside the entrance door for people in wheelchairs to maneuver into position to open the door and enter. On steeply sloping sites, a temporary platform may be needed to provide this level area.

PERMIT NO:17-0389

ISSUED TO: CATHARSIS ON THE MALL LLC

LOCATION: NORTHWEST QUADRANTS WASHINGTON MONUMENT

**GROUNDS, INDEPENDENCE AVENUE BETWEEN 15TH AND 17TH STREETS, 17TH STREET
BETWEEN CONSTITUTION AVENUE AND INDEPENDENCE AVENUE, AND CONSTITUTION
AVENUE BETWEEN 15TH AND 17TH STREETS**

NOVEMBER 6-15, 2017 (6:00 AM – 11:00 PM)

- iii. The door threshold must be accessible. Outdoor surfaces are often uneven and may require a small bevel to level out the transition between the ground surface and door threshold. Units can be placed on or adjacent to parking lots or other paved surfaces.

EE. PORTABLE HEATERS

- a. **Portable Outdoor Heaters:** Heaters used for temporary heating shall be located at least **6 ft.** (1.8 m) from any cylinder. (NFPA 58:6.19.4.4)
 - b. **Portable Electric Heaters:** Heaters shall be connected to electricity by electric cable that is suitable for outside use and is of sufficient size to handle the electrical load.
 - c. **Patio Heaters:** Patio heaters shall not be located within **5 ft.** (1.5 m) of exits from assembly occupancy. (NFPA 58:6.20.2.3) (NFPA 101:11.11.6.2.3)
- Permittee with either use 6 AZ Patio Heaters or **Mr. Heater Propane Convection Heater**

- FF. **Painting:** To avoid or minimize any potential damage from stains to hardscapes or turf, it is recommended that galvanized steel or pre-painted components be used. If on-site painting is required, the sidewalks and turf areas must be properly protected.

- GG. **Private Temporary Food Event :** At the Permittees' request, this activity is being considered a Private Temporary Food Event. Food may be distributed free of charge to event participants only. It is the responsibility of the Permittee to develop and implement a system that ensures that food is not distributed to the general visiting public. For clarification, below is an excerpt from the National Park Service Standard Public Health Requirements for a Temporary Food Establishment guideline. The following statement refers to requirements for food service to the general public on park land, which were established in order to reduce the risk of food-borne illnesses.

Private Temporary Food Event: These Requirements do not apply to Special Events held on Parkland that: (1) do not provide food to the general public visitor within the Park; and (2) only provide food to private members, guests, participants, staff, employees, or volunteers directly affiliated and associated with the Special Event where the food preparation and distribution is within a well-defined area from which the general public is excluded. As it relates to food service, such an event is considered a "Private" Temporary Food Event. However, the NPS recommends that the organizer/sponsor of a Private Temporary Food Event review these Requirements to insure that any food obtained, stored, handled, prepared and ultimately served on Parkland be provided in a safe and sanitary manner. As such, these Requirements can serve as a valuable tool and reference to address food sanitation issues and reduce the risk of food-borne disease or a disease outbreak at a Private Temporary Food Event.

The NPS recommends that a licensed caterer or food establishment is used to provide food to the private group and these Requirements are used to determine their capabilities relative to basic food sanitation issues, and Federal Drug Administration's (FDA) Food Code; the FDA Pre-

PERMIT NO:17-0389

ISSUED TO: CATHARSIS ON THE MALL LLC

LOCATION: NORTHWEST QUADRANTS WASHINGTON MONUMENT

**GROUPS, INDEPENDENCE AVENUE BETWEEN 15TH AND 17TH STREETS, 17TH STREET
BETWEEN CONSTITUTION AVENUE AND INDEPENDENCE AVENUE, AND CONSTITUTION
AVENUE BETWEEN 15TH AND 17TH STREETS**

NOVEMBER 6-15, 2017 (6:00 AM – 11:00 PM)

**Operational Guide for Temporary Food Establishments, and the recommendations of the NCR
PHS Consultant.**

**Permittee is permitted to use two (2) small camping stove to prepare warm drinks and food. Food
and drink will be provided to event staff and volunteers only**

- HH. **Sales:** Special attention is drawn to item #4, on the last page of this document, concerning solicitation and sales. No fee may be collected, donation solicited, or commercial activity conducted. No items may be sold or offered for sale except for books, newspapers, leaflets, pamphlets, buttons and bumper stickers which contain a message related to your demonstration or special event. The sale of T-Shirts, CD's, art and other similar materials prohibited. **There are no sales or donation collection associated with this activity on parkland.**
- II. **Sound:** Particular attention is called to item #7, on the last page of this permit concerning sound amplification. All sound amplification equipment shall be limited so that it will not unreasonably disturb nonparticipating persons in, or in the vicinity of, the area. Sound is not allowed to interfere with the operations of the Washington Monument. Amplified sound cannot interfere with other permitted activities on the Washington Monument grounds. **There is no time restriction on amplified sound however, all amplified sound at the Liberty Pole will conclude at 9:00 pm, daily. Amplified sound in and around the stage and dome areas must be transmitted at a reasonable level. Bullhorns, radios and other similar equipment are permitted to be used after 9:00 pm.**
- JJ. **Structures (general):** To protect turf areas all temporary structures must adhere to the turf protection guidelines as detailed throughout this permit and at a minimum be able to:
- i. All structures must be able to withstand a minimum wind gust of 30 mph.
 - ii. Adhere to National Fire Protection Association Codes(as outlined in the NPS Outdoor Event and Tent requirements.)
- KK. **Tents:** Permittee's authorized use of temporary structures, i.e. cable trusses, stages, audio and/or video towers and tents, whose dimensions are (500) square feet or more, **shall provide Life Safety Code certification statements confirming the safety of all temporary structures. In the event that the manufacture's certifications are not available, permittee will submit to the NPS stamped engineered drawings for NPS review and approval. Smaller structures cannot be attached or within 5ft of another to create a larger structure.**
- b. A minimum 10ft. clearance must be maintained from tents to any flammable or combustible materials or vegetation.
 - c. **Aisle Width:** The width of aisles serving seating at tables shall be not less than 44 in. where serving occupant load exceeding 50 people, and 36 in. where serving an occupant load of 49 people or fewer. In addition all tent exits must have a minimum head clearance height of 7ft.
 - d. **Exit and Occupant Loads for Enclosed Tents:** Tents that have sides attached and those with rolled up sides which are capable of being enclosed shall meet the following occupancy load and exit requirements.

PERMIT NO:17-0389**ISSUED TO:** CATHARSIS ON THE MALL LLC**LOCATION:** NORTHWEST QUADRANTS WASHINGTON MONUMENT

GROUND: INDEPENDENCE AVENUE BETWEEN 15TH AND 17TH STREETS, 17TH STREET
 BETWEEN CONSTITUTION AVENUE AND INDEPENDENCE AVENUE, AND CONSTITUTION
 AVENUE BETWEEN 15TH AND 17TH STREETS

NOVEMBER 6-15, 2017 (6:00 AM – 11:00 PM)

Occupant Load Number	Floor Area	Approx. Tent Sizes	Min. Exits
<49 people	<343 Sq. Ft.	10'x10', 10'x30', 15'x15'	1
50-499 people	350-3,493 Sq. Ft.	15'x 30', 40' x 40', 40' x80'	2
500-999 people	3,500-6,993 Sq. Ft.	40' x 100', 60' x 100'	3
>1000 people	>7,000 Sq. Ft.	80' x 100', 60'x 160'	4 or more

- e. **Tent Stakes:** Tent stakes adjacent to any means of egress from any tent open to the public shall be railed off, capped, or covered so as not to present a hazard to the public. There shall be a minimum of 10ft. between stake lines.
- f. **Protective decking (guidelines above)** will be installed slightly larger than the footprint of the structure and pedestrian pathways to the tent entrance(s).
- g. **Tent posts** will be placed directly on approved decking .
- h. **Tent walls** will be put on at the last possible moment before the event. This will allow for air circulation and light penetration for turf health. Please refer to the preceding table for guidance on time requirements for blocking photosynthesis.
- i. **Tents with clear roofs** are encouraged.
- j. **In addition, to allow for visual inspection and monitoring,** all temporary structures must continue to have at least one open side with the exception of the Reflection: The Stars that Change Who Are Ourselves.
- k. **All tent fabric** shall meet the flame propagation performance requirement outlined in NFPA 702 or have an acceptable label attached to the tent material.
- l. **No hibachi, grill or other devices** used for cooking, heating, or any other purpose shall be used in a tent.
- m. **Exit Signs:** Exits must be marked with continually illuminated signs with an emergency battery
- n. **backup. (NFPA1:14.14.5.1)** is required for all enclosed assembly occupancy tents and or as approved by the AHJ ort designee
- o. **Emergency White Lights:** Emergency illumination shall be provided for a minimum of 1 ½
- p. **hours in the event of failure of normal lighting. (NFPA 101:7.9.2.1*)** is required for all enclosed assembly occupancy tents and or as approved by the AHJ ort designee

LL. **Trash/debris pickup:** Permittee is asked to be responsible for the removal of trash and debris associated with this activity. Trash receptacles must not overflow with trash or debris. Use of clear trash bags is required for all trash receptacles used for the event.

MM. **The collection of entry/registration fee is prohibited on parkland.**

NN. **Volunteers and Staff:** All, staff, volunteers and sponsors involved with the event will be issued some form of identification. Permittee has indicated that they will have volunteers that will help maintain order among your participants. Volunteers should be aware of their responsibilities and location(s) where they will be stationed and have received from organizers adequate training and instructions. Volunteers should be aware of the time and

PERMIT NO:17-0389

ISSUED TO: CATHARSIS ON THE MALL LLC

LOCATION: NORTHWEST QUADRANTS WASHINGTON MONUMENT

**GROUNDS, INDEPENDENCE AVENUE BETWEEN 15TH AND 17TH STREETS, 17TH STREET
BETWEEN CONSTITUTION AVENUE AND INDEPENDENCE AVENUE, AND CONSTITUTION
AVENUE BETWEEN 15TH AND 17TH STREETS**

NOVEMBER 6-15, 2017 (6:00 AM – 11:00 PM)

location of the assembly and any march routes, the location of any first aid stations, water, and toilets, be knowledgeable of the NPS permit conditions, be able to communicate with law enforcement, as well as what to do if they think they observe any problems. While volunteers do not act as police, they do help maintain order among participants, explain to non-participants that a particular area may be under permit, and be able to alert their supervisor and the United States Park Police in the event they observe a problem on Federal parkland.

Health, Medical and Safety

OO. **Fencing:** Snow fence, chain link fence and/or bike rack shall be erected by the permittee to contain the event areas and provide necessary resource protection, security, medical chutes, security and buffer zones. The permittee (s) is responsible for encircling, generators, light and sound towers, jumbotrons etc. with snow fence, bike rack or other approved barrier.

PP. **Medical Aid Station:** Person in charge is responsible for providing medical services onsite. The Permittee is required to have certified emergency medical services personnel. Permittee will provide certified medical staff in the first aid located on intersecting sidewalk south of the Deadly Muppets Stage. Medical staff will be present Friday, November 10 from 12:00 pm (noon) until 3:00 am Saturday November 11, 2017
Saturday, November 11 from 9:00 am until 9:30 am Sunday, November 12, 2017

QQ. **Weather (adverse) Policy:** When there is a threat to public health or safety, the Superintendent and/or designee, may close the National Mall or an event being held there for such duration as determined necessary to ensure the safety and well being of the public. Such situations have occasionally occurred in the past where park areas have been closed due to severe weather warning of heavy snow, thunderstorms with lightning, high winds, cold and intense heat. Where an area is ordered closed due to a weather-related public safety threat, pursuant to 36 CFR 2.32 (20 people must comply with official directions to leave the closed area and relocate to safer sheltered locations. Weather will be monitored throughout the duration of Grand Opening Weekend. Permittee is responsible for ensuring that adequate resources are available to deal with extreme weather conditions. For example extreme heat ample cold water and cooling stations.

Logistical Vehicle Access

RR. **Vehicle deliveries can only be made outside of designated Monday – Friday rush hours which are 6:30 am – 9:30 am and 4:00 pm – 7:00 pm.**

SS. **Permittee must receive prior, written approval from the NPS/USPP if traffic is to be blocked at anytime during preparation for, during the course of, and after a special event or demonstration (at any location in the immediate vicinity of the Washington Monument Grounds or Mall.) If District of Columbia streets are to be blocked, the appropriate authorities must be notified as well.**

PERMIT NO:17-0389

ISSUED TO: CATHARSIS ON THE MALL LLC

LOCATION: NORTHWEST QUADRANTS WASHINGTON MONUMENT

GROUNDS, INDEPENDENCE AVENUE BETWEEN 15TH AND 17TH STREETS, 17TH STREET BETWEEN CONSTITUTION AVENUE AND INDEPENDENCE AVENUE, AND CONSTITUTION AVENUE BETWEEN 15TH AND 17TH STREETS

NOVEMBER 6-15, 2017 (6:00 AM – 11:00 PM)

TT. Extreme caution must be exercised when driving on the sidewalks. Pedestrian access must be maintained at all times, however, if for safety reasons, an area has to be temporarily closed to the public, permittee will make their request to the NPS for approval.

UU. The area must be clear of logistical vehicles no later than one hour prior to the opening of the event each day. During vigil operation hours deliveries should be made from the 16th street hashtag.

VV. Logistical vehicles will be allowed to pull onto the walkways, to load and unload equipment e.g. stage, tents. Vehicles will not be allowed to drive and/or park on the grass except adhering to resource protection conditions. Permittee is required to monitor vehicle traffic onto the sidewalks and built interlocking roadways. Once vehicles are unloaded, they must be removed and park in designated public spaces.

WW. Vehicles of any kind including but not limited to delivery cranes, forklifts, golf carts, trailers, exhibit trailers etc. are prohibited from driving on the turf of the Washington Monument grounds without flooring material. Vehicles are not permitted to be parked or driven on pedestrian flooring. Logistical vehicles moving heavy equipment, setting-up tents, stages, placing display vehicles, stored equipment, materials, must be driven on flooring rated to handle vehicles. In addition temporary flooring shall be installed in turf panel for ingress and egress of all vehicles/units or heavy equipment by the Permittee.

- i. Permittee will construct a temporary roadway for the SolarBeatz stage to access its location in the NW quadrant of the Washington Monument Grounds.**

XX. Vehicles are not permitted to drive on the turf of the Washington Monument grounds without heavy duty interlocking plastic material. Logistical vehicles moving heavy equipment, setting-up tents, stages, placing display vehicles, stored equipment, materials, etc., on the turf, must be supported by some form of heavy duty interlocking plastic material that clicks or snaps together to avoid movement of material and tripping hazards. Material to be used must be approved in advance by NPS. **Plywood is not permitted as a substitute for the interlocking material. All other equipment must be hand carried or carted to the site. Permittee will build a temporary roadway on the turf.**

- q. Limited number of approved vehicles driving on approved decking is allowed. Permit Specialist to determine.**
 - i. Solid back decking**
 - 1. Tractor trailers allowed only when delivering and removing mobile stages. No other tractor trailers. All other tractor trailers should unload from the bus pull off or 17th Street north sidewalk.**
- r. 6,000 lbs or less Forklifts and Telehandlers**
- s. Limited number of approved turf vehicles weighing less than 800 lbs with turf tires (smooth tread and a psi of less than 15) are allowed to drive on turf without decking (except Washington Monument Grounds and Mall) Forklifts and gators must remain on protective flooring while operating on the Washington Monument grounds.**

YY. All individuals operating golf carts, forklifts and other vehicles on NPS property must have a valid driver's license. All vehicles operating after dusk, must have fixed and/or portable illumination.

PERMIT NO:17-0389

ISSUED TO: CATHARSIS ON THE MALL LLC

LOCATION: NORTHWEST QUADRANTS WASHINGTON MONUMENT

GROUNDS, INDEPENDENCE AVENUE BETWEEN 15TH AND 17TH STREETS, 17TH STREET BETWEEN CONSTITUTION AVENUE AND INDEPENDENCE AVENUE, AND CONSTITUTION AVENUE BETWEEN 15TH AND 17TH STREETS

NOVEMBER 6-15, 2017 (6:00 AM – 11:00 PM)

ZZ. Logistical vehicles, including carts, trucks and vans must not exceed 5-mps , except when being driven on established public vehicular roadways. All trucks with a GVW of over 7500 pounds and equipment such as bucket trucks, platform lifts and forklifts, must be accompanied by a walking spotter when moving or operating in an area accessible to the public. All individuals operating motor vehicles on park property must possess a valid driver license. All vehicles operating after dusk must have fixed and/or portable illumination.

AAA. A flag person/vehicle spotter is required for all vehicles moving around the site this includes but not limited to trucks, forklifts etc.

BBB. POV's are not permitted to access the north sidewalk of the Washington Monument grounds area under any circumstances, unless provided with a USPP access and that is only for delivering equipment that cannot be hand carted or carried from the 16th Street hashtag. Unloading and loading of vehicles transporting portable equipment, materials and supplies must be hand carried or carted from either Constitution Avenue or the 16th Street hashtag.

CCC. The hash-tag pull off located at 16th Street and Constitution Avenue can be used to unload and load equipment on any day of the week outside of the hours of rush hour.

DDD. Vehicular access to the /northwest quadrant of Washington Monument, for set-up, event, and tear down will be allowed on a reasonable basis to be monitored by NPS/USPP. Permittee is responsible for contacting Sgt. Erich Koehler or Sgt. Ryan Pangretic, United States Park Police, 202-610-7092, at least 48 hours prior to the set-up, to acquire a vehicular passes to drive onto the gravel walks. USPP will issue 5 access passes for the Washington Monument northside walk. Access vehicular access passes have been issued. Due to limited size of the sidewalk permittee should stagger delivery times so that no more than 3 vehicles are on the sidewalks at one time.

EEE. PARKING: Permittee has been issued Green National Mall and Memorial Parks parking passes for the following areas: a. Two (2) Constitution Avenue

The National Park Service cannot guarantee parking. Permittee can use cones or mechanisms to secure allocated parking spaces. Parking or staging vehicles on the turf, flooring or sidewalks is prohibited.

Resource Protection for Parkland (General)

FFF. Pursuant to 36 CFR 7.96(g)(xii), the alteration, damage, or removal of park resources or facilities is prohibited. No holes may be dug and no item, including signs or banners, may be attached to park trees, plantings, benches, fences, light standards, or any other park landscape element.

PERMIT NO:17-0389

ISSUED TO: CATHARSIS ON THE MALL LLC

LOCATION: NORTHWEST QUADRANTS WASHINGTON MONUMENT

GROUND, INDEPENDENCE AVENUE BETWEEN 15TH AND 17TH STREETS, 17TH STREET BETWEEN CONSTITUTION AVENUE AND INDEPENDENCE AVENUE, AND CONSTITUTION AVENUE BETWEEN 15TH AND 17TH STREETS

NOVEMBER 6-15, 2017 (6:00 AM – 11:00 PM)

GGG. No interference with the pedestrian traffic and no blocking of entrances, sidewalks, or driveways is allowed. No impediment to or disruption of vehicular traffic is permitted. All areas are to remain open to the general public at all times. The production company will post signs to detour the general public from event construction areas and direct people to other sidewalks during the event.

HHH. **No activity associated with this permit can be conducted within the base of the Washington Monument. No set up permitted within the vehicle barrier system.**

III. Throughout the course of the permit, the Permittee will require employees/volunteers, and contractors, to exercise special care and attention to protect the resources of the Washington Monument grounds and its environs. In addition, the Permittee must supervise their contractors, volunteers, and employees during setup and teardown to assure that there is no damage to park resources.

JJJ. **The permittee shall require all employees and/or contractors to exercise all normal and reasonable safety precautions and to protect park visitors and property. Suitable devices such as barricades, fences, light towers, etc. necessary for employee and public safety, shall be provided and adequately maintained. Such devices require the concurrence of the NPS Coordinator or designated representative.**

KKK. The Permittee is responsible for providing all necessary equipment/objects to conduct this activity. All equipment must be removed from the park immediately following the conclusion of the event. Items left in the park will be considered abandoned property and will not be the responsibility of the National Park Service.

LLL. **No set-up is permitted within the drip-line (root zone area) of trees or other vegetation. Any placement of structures near trees must be approved onsite with NPS representative especially near young trees.**

MMM. **Crate Storage and Bone Yards Prohibited:** Crate storage, bone yards, and staging areas may never be located within turf areas; they must be located on hardscape areas or off-site. Bone yards may not be located on NPS roads. Approved staging locations for pallets must be designated, and used during set up and take down only. Off-site preparation and construction in bone yards may be needed to support this. On-site staging areas are to be used for no more than two (2) days; staging and storage requiring lengths of greater than two (2) days must occur off-site.

NNN. **Cables:** All cables (power, audio, etc) shall be encased in a Yellow Jacket wire troth (or approved equal).

- a. **Where a wires/cables path crosses a known road or trail, ADA compliant Yellow jacket or approved equal must be used.**
- b. **The troth, where it crosses turf must be place on approved decking. Shifting the troth on a daily basis is needed to avoid damaging the turf.**
- c. In a stage situation, cables should be flown over the steel, tied to stage or structure under the stage, and the mix position and not allowed to touch any grass area.
- d. Areas not requiring Yellow Jacket Troth but on the turf, the cable shall be laid on two layers of Enkamat and moved every 24 hours.

PERMIT NO:17-0389

ISSUED TO: CATHARSIS ON THE MALL LLC

LOCATION: NORTHWEST QUADRANTS WASHINGTON MONUMENT

GROUNDS, INDEPENDENCE AVENUE BETWEEN 15TH AND 17TH STREETS, 17TH STREET BETWEEN CONSTITUTION AVENUE AND INDEPENDENCE AVENUE, AND CONSTITUTION AVENUE BETWEEN 15TH AND 17TH STREETS

NOVEMBER 6-15, 2017 (6:00 AM – 11:00 PM)

OOO. **Protective Flooring(decking) must adhere to the following conditions:**

- i. Comprised of single-sided or double sided high density translucent polypropylene. Dirty panels will not be accepted, as translucence is limited by this.
- ii. Not result in turf damage during removal.
- iii. The cavity back (if specified) must have appropriate clearance above crown of grass (not compress the turf, approximately 1.75" to 2.25"); this depends on the time of year and ground conditions.
- iv. Cavity back must have holes for air, light, and water to permeate the product.
- v. No fabric or other obstructions to turf decking covering holes or blocking light will be allowed below the protective decking
- vi. Protective decking will be installed slightly larger than the footprint of the structure and pedestrian pathways to the tent entrance(s).
- vii. **Covering flooring: Carpet and/or vinyl, tarps may be allowed on top of the decking with seasonally defined time restrictions.** Installed no more than one (1) day prior to the event. Therefore, installation after five (5) pm and working through the night to minimize turf coverage time is permitted with approval from the Superintendent's office.

PPP. Protective decking is only permitted to be setup on any turf areas for a:

- viii. **MAXIMUM of five (5) DAY with a three (3)day photosynthesis requirement. Meaning the protective decking cannot be covered with staging, tents and/or other blocking materials for more than 3 days.**
- ix. **Permittee is required to rotate or remove flooring once the 5 day maximum occurs or the 3 day photosynthesis limit is met.**

Permittee responsible for but not limited to moving the flooring or exhibit to stay within the turf requirements: Abraxas Stage; Our Evolution Banner Tower; the Temple; Two (2) Geodesic Domes; Build HQ tent, matrax pathway and generator. Any structure placed prior to November 8th or that blocks photosynthesis.

QQQ. **Staking:** Staking is generally prohibited on the Washington Monument Grounds and unless a utility location is performed by a licensed company. Permittee is responsible for ensuring that underground utilities are located prior to grounding of generators in the northeast quadrant of the Washington Monument grounds. Permittee has indicated that a utility location company will mark utility lines located on the Washington Monument Grounds. Permittee must provide the NPS with a copy of the report prior to staking object into the ground including tent stakes and ground rods. Permittee should avoid all underground utilities. **A utility scan is not required for stakes not penetrating the ground more than 18 inches.**

RRR. **Turf :** The Washington Monument consist of both Level 1 and Level 2 Turf. Level 1 turf includes the western center panel and elliptical area surrounding the Washington Monument (above the barrier wall).

PERMIT NO:17-0389

ISSUED TO: CATHARSIS ON THE MALL LLC

LOCATION: NORTHWEST QUADRANTS WASHINGTON MONUMENT

**GROUNDS, INDEPENDENCE AVENUE BETWEEN 15TH AND 17TH STREETS, 17TH STREET
BETWEEN CONSTITUTION AVENUE AND INDEPENDENCE AVENUE, AND CONSTITUTION
AVENUE BETWEEN 15TH AND 17TH STREETS**

NOVEMBER 6-15, 2017 (6:00 AM – 11:00 PM)

SSS. Water Ballast: Water barrel, concrete blocks or similar anchoring devices may also be used to anchor tents and other structures approved for placement on the Washington Monument grounds. If water ballast are used the following conditions apply:

- x. Vehicles are not allowed on turf to place ballasts except where permitted when proper measures are put in place.
- xi. Water from ballast may not be dumped on park grounds. Dumping water on turf areas is prohibited.
- xii. Water ballast and/or concrete blocks must be placed on approved decking or have 4 layers of Enkamat or equivalent and two layers of plywood $\frac{3}{4}$ " (plywood is not permitted to come in contact with turf).
- xiii. Non-freezing, non-staining liquid approved by the NPS (water treated with bio-degradable antifreeze) in plastic containers shall be used as weighing elements.

TTT. The turf manager will inspect the area for damage after the event in order to determine the extent of turf that will need to be replaced by sod.

UUU. Tear-down of the stage and structures should begin immediately following the conclusion of the event unless noted elsewhere in the permit. Unless conditions due to weather would cause tear down operations to damage the turf.

VVV. Setup of any type equipment including but not limited to, staging, tents, bike rack, chairs, bicycle rack, cardboard recycling or trash containers, exhibits, displays etc. is not permitted on the turf without the approved turf protection flooring.

WWW. Temporary Stages: Temporary stages or stage like structures site must adhere to the following conditions:

- t. All structures must minimize all points that come in contact with the turf grass, structures on the turf should be on a riser with as few points as possible touching the turf, if not on the protective decking, these points should have Enkamat and plywood pads underneath as outlined:
 - i. Each screw jack should have a 16"x16" wooden pad ($\frac{3}{4}$ " plywood)
 - ii. two layers of Enkamat 18"x18".
 - iii. Five day maximum with a 3 day photosynthesis requirement
- u. Scheduling of set up should include efforts to hold off stage skirting installation until last possible moment and removed immediately after the event. This will allow for maximum light penetration and airflow.
- v. Ballasts should be situated on hardscape. If this is not possible, protect turf with four layers of and two layers of plywood ($\frac{3}{4}$ "). Enkamat and two layers of plywood ($\frac{3}{4}$ ").

PERMIT NO:17-0389

ISSUED TO: CATHARSIS ON THE MALL LLC

LOCATION: NORTHWEST QUADRANTS WASHINGTON MONUMENT

GROUNDS, INDEPENDENCE AVENUE BETWEEN 15TH AND 17TH STREETS, 17TH STREET BETWEEN CONSTITUTION AVENUE AND INDEPENDENCE AVENUE, AND CONSTITUTION AVENUE BETWEEN 15TH AND 17TH STREETS

NOVEMBER 6-15, 2017 (6:00 AM – 11:00 PM)

XXX. Chairs, other seating, and other temporary structures will be located on protective decking when applicable. **10 x 10 tents with just folding tables and chairs without a lot foot traffic or used as a congregation area are excluded from this requirement.**

YYY. **Site maintenance:** Permittee must adhere to the following conditions during the setup phase and strike phase of event in order to maintain a tidy worksite:

- w. All screws, fasteners, and ties should be policed during the build and retained during the removal.
- x. They should be made of a non-aluminum or non-plastic material. Cleanup with a magnetic sweeper is required to ensure all fasteners and screws are retrieved.
- y. **Steel, lumber, vinyl, and other construction materials, etc. should not be left on the turfgrass for a prolonged period of time (more than 4 hours).**

ZZZ. All necessary precautions as deemed necessary by the NPS shall be taken to prevent damage to underground utilities, and sprinkler systems located throughout the site. Any utilities damage by this work shall be promptly repaired. The north side parallel to the center turf contains an irrigation system permittee should inform drivers that vehicles are not permitted to drive, turn around or straddle this area.

AAAA. **In the event of significant rainfall permittee should contact Mr. Michael Stachowicz, 202-245-4694 or Marisa Richardson 202-528-9610, to request an inspection of the grounds and approval to drive on turf.**

BBBB. **In the event of significant rainfall the number of vehicles permitted to drive on the flooring will be reduced. Employee shuttles and other non-essential logistical vehicles will not be permitted to drive on the flooring. If mud seeps through flooring all vehicular traffic especially tractor trailer traffic will cease until the turf manager is consulted. All vehicles should use the 15th Street pull off to facilitate deliveries and pickups.**

CCCC. **Site Monitoring:** The permittee is responsible for additional safety and crowd management and selecting a contract security company to provide 24-hr security of equipment for the event, from installation through load out. Be advised armed security is not permitted at any time.

All services, including, but not limited to VIP access control, VIP protection, and overnight security rounds, must be provided by employees of licensed, incorporated security companies or volunteers. All other security functions must be provided by the United States Park Police. Contracted security firms must meet the following criteria:

PERMIT NO:17-0389

ISSUED TO: CATHARSIS ON THE MALL LLC

LOCATION: NORTHWEST QUADRANTS WASHINGTON MONUMENT

GROUNDS, INDEPENDENCE AVENUE BETWEEN 15TH AND 17TH STREETS, 17TH STREET BETWEEN CONSTITUTION AVENUE AND INDEPENDENCE AVENUE, AND CONSTITUTION AVENUE BETWEEN 15TH AND 17TH STREETS

NOVEMBER 6-15, 2017 (6:00 AM – 11:00 PM)

- All security personnel must be unarmed.
- Contractor must provide appropriate insurance.
- All contracted security personnel must possess a current District of Columbia Security Guard License.
- All contracted security personnel must wear proper uniforms, and identification, and display a professional and display a professional and courteous attitude.
- Contractor must have the ability to supply additional personnel as required.
- Contractor must attend scheduled briefing and operational meetings.
- Contractor must abide by all relevant laws and rules of conduct.

DDDD. **Overnight Security:** Permittee will be responsible for providing overnight security. Individual(s) must be **properly identified and unarmed**. Permittee must contact Sgt. Erich Koehler and/or Sgt. Pangretic, USPP, 202- 610-7092, to finalize all security logistics. Volunteers and staff members will provide overnight security

EEEE. Permittee is not permitted to setup equipment in the turf restoration area of the Washington Monument, which is delineated by black fencing.

Additional Filming Conditions

FFFF. All equipment must be portable and self-contained will all stands using rubber tips or matting as a base. All cables must be covered so as not to present a tripping hazard.

GGGG. Filming /photography cannot interfere with public visitation or other permitted activities. All areas must remain open to the public at all times. No disruption or impediment of visitor/pedestrian traffic flow allowed. Sidewalk, building entrances road ways cannot be blocked at any given time. Pedestrians cannot be redirected nor stopped in order to capture scenes.

HHHH. **Any camera jibs must have ten-foot bike rack perimeter.**

III. **Chainsaw Portraits: is permitted to use fiberglass window screen mesh to catch sawdust and woodchips.** The artist will need to follow the "NCR Outdoor Event and Tent Requirements" for propane use or storage

- a. Propane cylinder (LPG) will need to be secure
- b. No storage of propane on site
- c. A portable fire extinguisher will need to be available, minimum rating, 30BC
- d. Maintain all combustible material, away from the propane, at least 10 ft

Portraits cannot be offered for sale or donation.

JJJJ. Bonfire/ Ceremonial Fire Conditions

KKKK. This permit authorizes the One (1) ceremonial burn consisting of 25 memorial wheels the burn site cannot to exceed 5' x 5' x 5' and is pursuant to the following fire, life safety guidelines:

PERMIT NO:17-0389

ISSUED TO: CATHARSIS ON THE MALL LLC

LOCATION: NORTHWEST QUADRANTS WASHINGTON MONUMENT

GROUNDS, INDEPENDENCE AVENUE BETWEEN 15TH AND 17TH STREETS, 17TH STREET BETWEEN CONSTITUTION AVENUE AND INDEPENDENCE AVENUE, AND CONSTITUTION AVENUE BETWEEN 15TH AND 17TH STREETS

NOVEMBER 6-15, 2017 (6:00 AM – 11:00 PM)

- LLLL. **Bonfire/Ceremonial Fire:** A bonfire is an open burning fire, constantly attended outdoor fire utilized primarily for ceremonial purposes that has a **maximum fuel area of 5 feet in diameter by 5 feet in height**. Permittee is responsible for providing a site plan that depicts the proposed location of the bonfire/ceremonial fire, the location of all utilities such as gas meters and overhead power lines, and the location of the two closest fire hydrants and all fire department access routes.
- MMMM. **Fire Safety Requirements: The ceremonial fire must adhere to the following requirements:**
- z. Maximum of one (1) bonfire per day may be approved
 - aa. Maximum fuel area of 5 feet in diameter and 5 feet in height**
 - bb. Minimum distance to structures, 50 feet
 - cc. Minimum distance to any woodland, 150 feet
 - dd. Minimum audience separation from the bonfire, 4 x the flame height, as designated by NPS staff
 - ee. Maximum duration, 3 hours**
 - ff. The bonfire shall be constantly attended until completely extinguished
 - gg. A minimum of two 2 ½ gal. pressurized water extinguishers or two 4-A rating portable fire extinguishers, or a garden hose or water truck shall be available on site.
 - hh. Burn only dry, well-seasoned firewood or similar clean burning wood and ignite with small quantity of paper.
 - ii. Combustible or flammable liquids, or other hazardous materials, shall NOT be used to aid the ignition of the bonfire, open burning or recreational fire.
 - jj. Permits will be issued after a satisfactory site inspection.
 - kk. Periodic spot inspections and additional safety precautions shall be directed by the NPS staff, AHJ or local fire department personnel
 - ll. **Post-Burn Requirements:** Verify the bonfire is completely extinguished 30 minutes after the controlled burn has been completed
- NNNN. Permittee will establish the perimeter with twenty (20) fire perimeter team members, caution tape and safety fence. Fire perimeter team members will be identified with safety vest, whistle and badge. Permittee is required have at least one (1) fire team member located in the grove of Cherry Trees.
- OOOO. The permittee is authorized to use only liquid paraffin as an accelerant to light the memorial wheels; no other accelerant is permitted to be used. Fire dancers are permitted to use Coleman Camp Fuel only as an accelerant.
- PPPP. Fuel is not permitted to be stored onsite.
- QQQQ. Fuel for the bonfire should consist of seasoned dry firewood and other untreated wood products. No pressure-treated or chemically-treated wood may be used.

PERMIT NO:17-0389

ISSUED TO: CATHARSIS ON THE MALL LLC

LOCATION: NORTHWEST QUADRANTS WASHINGTON MONUMENT

GROUND, INDEPENDENCE AVENUE BETWEEN 15TH AND 17TH STREETS, 17TH STREET
BETWEEN CONSTITUTION AVENUE AND INDEPENDENCE AVENUE, AND CONSTITUTION
AVENUE BETWEEN 15TH AND 17TH STREETS

NOVEMBER 6-15, 2017 (6:00 AM – 11:00 PM)

- RRRR. Potential severe weather (i.e. thunderstorms, intense rain, hail, etc.) or steady winds of 15 mph or higher, or gusts of wind that exceed 20 mph may delay or cancel the burn portion of the event. Weather conditions will be monitored by NPS and Permittee on a continuous basis beginning at least three (3) hours before the scheduled start. If wind speed increases to a dangerous level or weather conditions deteriorate after the temple burn is started, NPS consulting with Fire Marshal and Permittee may elect to extinguish the fire to protect the public and area property.
- SSSS. All ash, hardware and debris associated with the temple burn must be cleaned up and removed from the site.
- TTTT. A secure perimeter either human or barricade of at least 7' must be placed around Fire Dancers. Fire dance will take place 10' from perimeter edge.
- UUUU. **Burn Pad Composition:** 18' x 18' Main Pad consists of a grid of cinder blocks with a 9-piece steel flooring assembly engineered to be a burn pad.. There will be corrugated steel on top of the steel flooring and underneath it.
- VVVV. Contact Park Ranger Marisa Richardson or Mr. Leonard Lee, National Park Service, at (202) 245-4715, with questions or to discuss additional information regarding logistical setup.
- WWWW. **The following Park Rangers will serve as monitors during the event:**
- a. **Martin Torres (202) 603-9499**
 - b. **Betsy Buchanan 202-603-9491**
- A. Contact Sgt. Eddie Burnett, or Mark Asmussen, United States Park Police, at (202) 610-7092, with questions concerning police procedures or logistics.

A complete and legible copy of this permit must be retained on-site by the Permittee at all times while operating under the authority granted.

PERMIT NO:17-0389

ISSUED TO: CATHARSIS ON THE MALL LLC

LOCATION: NORTHWEST QUADRANTS WASHINGTON MONUMENT

GROUNDS, INDEPENDENCE AVENUE BETWEEN 15TH AND 17TH STREETS, 17TH STREET
BETWEEN CONSTITUTION AVENUE AND INDEPENDENCE AVENUE, AND CONSTIUTION
AVENUE BETWEEN 15TH AND 17TH STREETS

NOVEMBER 6-15, 2017 (6:00 AM – 11:00 PM)

3. All laws, rules and regulations applicable to the area covered by this permit remain in effect.
4. No fee may be collected, donation solicited, or commercial activity conducted. No items may be sold or offered for sale except for books, newspapers, leaflets, pamphlets, buttons and bumper stickers which contain a message related to your demonstration or special event. No other merchandise may be sold or offered for sale. **A stand or structure used for the sale of permitted items may not exceed one table per site, which may be no larger than 2 1/2 feet by 8 feet or 4 feet by 4 feet. The dimensions of the sales site may not exceed 6 feet wide by 15 feet long by 6 feet high.**
5. The area should be left in substantially the same condition as it was prior to the activities authorized herein, and all litter shall be placed in the trash containers provided.
6. This permit is applicable only for the use of the area designated above, and during the times designated above, or in any area as may hereafter be designated by the United States Park Police.
7. The use of sound amplification equipment, other than hand-portable sound amplification equipment to be used for crowd control purposes only, is prohibited on the White House Sidewalk (South 1600 Pennsylvania Avenue, NW, sidewalk between East Executive Avenue and West Executive Avenue). All sound amplification equipment shall be limited so that it will not unreasonably disturb nonparticipating persons in, or in the vicinity of, the area.
8. The National Park Service reserves the right to immediately revoke this permit at any time should it reasonably appear that the public gathering presents a clear and present danger to the public safety, good order or health, or if any conditions of this permit are violated.

Bob Vogel
Regional Director
National Capital Region

By:
Robbin M. Owen
Chief, Division of Permits Management
National Mall and Memorial Parks



Site Safety Plan for Vigil Burn Ceremony on November 11-12, 2017

Prepared by Michael Verdon

October 5, 2017

This practice of using fire in sacred cleansing rituals is as old as religion itself. This ceremony is an important cornerstone of the Catharsis on the Mall Vigil. Fire releases into the heavens our wishes, fears, hopes, and memories both individual and collective. This ceremony can be a powerful part of the healing process and wellness.

On Saturday at 9 pm, we will burn the Memorial Wheels and Blocks from inside the sacred temple space. Usually the entire temple would burn as part of this ceremony. In an effort to collaborate and work with the National Park Service new rules, the Temple burn ceremony is being scaled down to removable sections of the sacred structure to fuel the sacred fire. We hope this will allow for an safe and reflective burn experience.

This year, on the burn pad, we have added a custom steel flooring that is assembled with clamps and bolts that was designed and built by Michael Verdon. Corrugated steel is placed over the custom flooring which all rests upon cinder blocks on the required protective flooring of plywood and plastic flooring mats. The custom steel flooring will protect the resource from heat damage from the fire.

The Burn Pad is is sacred ceremonial space. It will be adorned with flowers and herbs. These flowers are fresh and purchased from a wholesale dealer. There are 4 water-holding bowls that are made from wood in which flowers will be floating. There are 4 offering trays for people to leave their photographs and notes. These trays are 9 inches wide and 6 feet long with a height of 3 inches. The flowers, herbs, trays, and bowls are all burned during the ceremony with the wheels and blocks.

Burn Pad Layout

- Dimensions: 10 x 10
- Materials: corrugated steel (CS), cinder blocks (blocks), and custom steel floor that Michael Verdon made and used for other burns successfully
- Corrugated steel over the custom steel floor sitting on cinder blocks
- The burn pad this year is its own installation for the fire ceremony. It will be adorned with flowers and herbs, 4 offering tables (9" x 6' x 3" tall wooden tables), and 4 water carrying bowls

Badge for Vigil Ceremony Staff:



Vigil Burn Ceremony Timeline:

On the evening of Saturday, November 11, 2017, we will begin preparing the Temple for the burn ceremony. Rain or shine, this event will occur. Only high winds would cause a hold on the ceremony.

7 PM - Establish the burn ceremony perimeter. 60' diameter perimeter around burn site is established with caution tape. Create burn platform. Badged access only. (6) Perimeter personnel are placed.

Light ceremonial fire on south side. This ceremonial fire is an elaborate-looking-torch with paraffin (tiki fuel with no citronella) inside the perimeter by 6'.

There is a main access point that is on the south side of the perimeter that is 15' wide. This faces the pathway for vehicle and burn-team access. It will be kept clear of audience members for the duration of the ceremony.

Fire Shin, Kyle Rasmussen, Lead of the fire conclave, arrives with the ceremonial fire dancers. There are 40 ceremonial fire dancers, "dancers." They are trained and have performed in Maryland, Washington DC, Virginia, and Nevada. There are 10 fire-safeties, "safeties," each with a fire retardant blanket (Duvateen) who will each watch 4 dancers. The dancers and safeties will be wearing natural (cotton, etc) fabrics with matching outfits which do not melt and have a higher autoignition temperature.

A 3 container fuel-station will be set up by the "Fuel Maven." The Fuel Maven will monitor the fuel station during the duration of the ceremony. No open flames or smoking will be allowed within 20'. The Fuel Maven will monitor the area and oversee the fueling of all tools. The fuel being used to light the tools is Coleman Camp Fuel. This "fuel station" will be located on the south side of the perimeter. The fuel station is a metal container placed on the ground with the fuel, in its legal container, and drip-containers.

The dancers use tools that are steel and kevlar-wicking soaked in Coleman Camp Fuel. They use secondary drip-containers to ensure no fuel soaks the ground. They fuel each dance tool 10-minutes prior to performance at the fuel station.

8:00 PM - (20) Fire perimeter members (who are badged and wearing orange safety vests) will get into position around ceremony perimeter, evenly spaced out every 15'. They will be our eyes and eyes for problems and potential safety hazards. 3 Perimeter leads with ABC fire extinguishers will be spaced evenly in the perimeter. All perimeter team members will be provided whistle.

8:00 PM - Build fire stacks on the burn pad with the altar parts, wheels, blocks, decorative safety fuse, trays, bowls, herbs, and flowers

8:30 PM - The fire dancers begin their ceremonial dance. This dance takes place 10' from the perimeter edge. The fire safeties stand 7' from the dancers towards the structure. Performers light their tools from the ceremonial torch on the south side of the perimeter.

When a safety notices anything going wrong (example: dancers clothing catch on fire), they call it out loud to alert the performer. "Sean, your clothing is on fire, left leg." The safety waits for Sean to stop dancing and then moves in. Often, Sean will be able to put out the fire on his own. If a safety moves in the dancer raises their tools and safety applies the blanket to the area on fire. Dancers' tools are extinguished through use, running out of fuel, or devateen. The dancers sit in a line along on the south side perimeter along the diameter line after their performance.

9 PM - Final fire dancer lights fire tool, steel and Kevlar wicking soaked in a small amount of Coleman Camp Fuel, held by Michael Verdon. The Fire Marshall representative, Michael Verdon, and one person carrying a fire extinguisher will approach the burn pad to light the sacred fire. A safety with devateen will be standing by in emergency case and to put the fire out after the fire is lit. Dustin Smith on stand-by in Fire Protective suit to contain the fire in Dustin will also monitor any debris and the park grass.

9:18 PM - Climax of live fire event.

9:45 PM - Fire at below 3' and no longer a toppling hazard

9:45 AM - Once the objects being burned are under 3' tall we will open the perimeter for participants to approach within 10' of the fire. The Fire Safety Team will continue monitoring the fire. Fire Safety Team will begin raking coals to ensure even and complete burning. People walk in a circle around the fire together once the perimeter is reduced in size. People will be allowed to get closer to the fire at this time and be warmed by its heat. This is a critical part of the burns success. Due to the spiritual nature of this fire, its smaller size, and continually monitored perimeter, we believe there is low risk for incidents.

Equipment:

Caution tape

(24) 3' foot-tall posts for safety perimeter

Safety vests, badge, and whistle for Fire Perimeter Team - 20 sets

(2) ABC Extinguishers

(1) Water Extinguisher

(1) Magnetic Roller 36"

(1) Metal Rakes

(1) 10' Pike

(1) Metal shovels

- (1) Steel Drums
- (1) pair Fire Gloves

Egress/Clean-up Summary:

Corrugated steel will be placed under the object and extend beyond the platform to catch all wood and ashes.

When the structure has collapsed and the fire is lower than 3', we rake the fire to minimize its size and contents further.

After the ceremony the corrugated pieces will be removed, a magnetic roller will be used to remove hardware, and the ashes will be emptied into steel drums.

The grass surrounding the burn platform will be raked and cleaned for any debris.

Steel drums moved with 700 lb dolly to truck for removal.

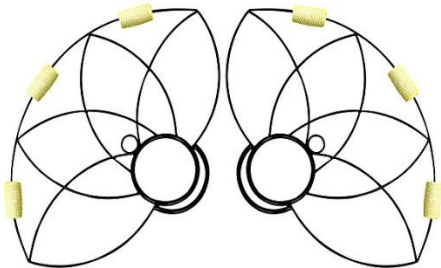
The removal will begin and be completed on Sunday, November 12, 2017.

Ceremonial Fire Dancers

Fire Tool Examples:

Fire Fans: Steel and Kevlar Wicks:

- <http://www.homeofpoi.com/>



Fire Poi: Steel and Kevlar Wicks:

- <http://www.homeofpoi.com/>



Fire Staff: Steel, aluminium, and Kevlar Wicks:

- <http://www.trickconcepts.com/Fire-Staff-Standard-P1763C11.aspx>



DC Area Fire Performers Dance Video Sample:

- https://www.youtube.com/watch?v=KQK3Q008_uQ



UNITED STATES PARK POLICE

Commercial Vehicle Access National Mall

1 of 5

Date(s) 11/6/17 to 11/15/17 \ 0600 - 2300
Time(s)

Event Catharsis on the Mall
Location NW Washington Monument Grounds

By order of the Chief of Police

EOL

This authorization is for the loading and unloading on the gravel walkways related to the listed event. See reverse for further conditions and guidelines.



UNITED STATES PARK POLICE

Commercial Vehicle Access National Mall

2 of 5

Date(s) 11/6/17 to 11/15/17 \ 0600 - 2300
Time(s)

Event Catharsis on the Mall
Location NW Washington Monument grounds

By order of the Chief of Police

EOL

This authorization is for the loading and unloading on the gravel walkways related to the listed event. See reverse for further conditions and guidelines.

Commercial Vehicle Regulations

- Vehicles must have headlights on while in motion
 - Vehicles can drive a maximum speed of 10 mph
 - Vehicles without headlights will not operate after dusk
 - Vehicles can only enter and exit at 3rd, 4th, or 7th Streets.
 - Vehicles can not STOP or DRIVE on the grass at any time
 - Vehicles can not be used for dropping off staff, speakers, etc.
 - Vehicles while loading or unloading can not block sidewalks, walkways, or entrances
 - Vehicles access permits are not authorized for personal vehicles
 - Vehicles can not operate during the programmed event.
 - Vehicles must exit after loading or unloading is complete
- Any of the above regulations witnessed by a United States Park Police officer or his/her designee may show cause for the revocation of the vehicle permit, and/or fine.*

Special Events Coordinator
202-610-7092



NO parking or driving on grassy areas. Obstructing walkways, entrances, or sidewalks is strictly prohibited.

United States Park Police
Communications
202-619-7300 (Emergency) 202-619-7105 (Non-emergency)

Commercial Vehicle Regulations

- Vehicles must have headlights on while in motion
 - Vehicles can drive a maximum speed of 10 mph
 - Vehicles without headlights will not operate after dusk
 - Vehicles can only enter and exit at 3rd, 4th, or 7th Streets.
 - Vehicles can not STOP or DRIVE on the grass at any time
 - Vehicles can not be used for dropping off staff, speakers, etc.
 - Vehicles while loading or unloading can not block sidewalks, walkways, or entrances
 - Vehicles access permits are not authorized for personal vehicles
 - Vehicles can not operate during the programmed event.
 - Vehicles must exit after loading or unloading is complete
- Any of the above regulations witnessed by a United States Park Police officer or his/her designee may show cause for the revocation of the vehicle permit, and/or fine.*

Special Events Coordinator
202-610-7092



NO parking or driving on grassy areas. Obstructing walkways, entrances, or sidewalks is strictly prohibited.

United States Park Police
Communications
202-619-7300 (Emergency) 202-619-7105 (Non-emergency)



MEMO

**TO: National Park Service of National Capital Area
Attn: Division of Permit Management**

FROM: Robert Haferd, Joshua Carroll, Adam Eidinger, Natalie Ginsberg, Nikolas Schiller, Michael Verdon, Darrell Duane, Rosina Memolo, Natalie White

RE: Updated permit dates, contacts, details, logistics, request for variance, for PERMIT # 17-0389 (Catharsis on the Mall), dated 12-1-16, for location on National Mall Area beginning 11-6-17 at 9am.

DATE: October 27, 2017

Application amendments and updates to application dated 12-1-16 are as follows (see highlighted sections, below):

- Requested amended permit dates for certain structures (including load-in and load-out):
- Requested amended limited permit dates for specific structures (Temple):
- **New Start Time 6:00am Monday, November 6, 2017 through 11:59pm, March 1, 2017.**
- Details regarding installations, structures (including mobile stages/art vehicles, domes, canopy tents, tent-stallations and artwork examples),
- Updated proposed 2017 Site Map attachments, showing structures and art placements.
- Updated Burn Safety Plan attachment
- Updated R-Evolution Plan

Event Title: "Catharsis on the Mall" A Vigil for Healing.

Section I - Demonstration Leads

- Robert Haferd, Permit Lead
- Michael Verdon, Vigil & Fire Ceremony Lead.
- Joshua Carroll, Programming Lead
- Adam Eidinger, Mutant Stage and Vigil Staffing Lead
- Natalie White, Equal Rights Education and Advocacy Lead
- Natalie Ginsberg, Media and Communications Lead
- Nikolas Schiller, Site Operations Lead
- Jennifer Richter, Volunteer Coordinator
- Chuck Moran, Safety Lead

- Erika Zahmer, First Aid Lead
- Charles Planke, R-Evolution Banner Tower lead

Section II – Demonstration Dates

Requested dates of the permit are revised to:

- All structures (including load-in and load-out): **6:00 am Monday, November 6, 2017 through 11:59pm March 1, 2017.**
- Limited permit dates for R-Evolution Banner Tower, Temple, and staff vigil tent: **6:00 am Friday, November 6, 2017, through 11:59pm Wednesday, November 15, 2018.**

Section III – Demonstration Location (Refer to Site Plan for detailed diagrams)

Desired permit location is National Mall, North and West lawns of the Washington Monument Grounds. North lawn between Constitution Avenue NW and the monument pathways in the area just south of the German American Friendship Garden. West lawn between the two pathways framing the World War II Memorial and the Washington Monument. The estimated number participants will not exceed 1,800 but could be revised lower or higher closer to the event.

The purpose of the vigil is to promote healing, equal rights for women, LGBTQ and gender nonconforming people, and catharsis for victims of oppression. In addition, the event will feature speakers, media and art installations drawing awareness to a variety of policy issues, promoting peace, sensible policies, clinical research.

Site Layout for November 7:



Catharsis on the Mall
A Vigil for Healing
November 10-12, 2017
Washington Monument Grounds
EVENT LAYOUT - November 10-12
DRAFT#06 • 10/27/2017



Section IV - Vigil Schedule

Abraxas Mutant Stage Build Schedule

6:00am Monday 11/6/17 - 4pm, Build Begins and Ends 9:00 am Friday 11/10/17	Load-in and site setup begins for Abraxas, safety fence perimeter and flooring established, sound check
9am Friday 11/10/17 - 12:00pm Sunday, 11/12/17	Fence removed and Abraxas Sound Stage in use
1pm Sunday, 11/12/17 to Wednesday 11/15 6am	Fence reinstalled, Abraxas packed up.

Temple and Fire Ceremony Schedule

6:00am Monday 11/6/17	Load-in and site setup begins for Temple
9:00pm Tuesday, 11/7/17	Temple Installation. One tent for overnight security on turf
3:00pm Wednesday 11/8/17 - Ritual Blessing	Ceremony team gathers to bless the Temple site and clear out all negative energy and spirits. Ritual burning of palo santo wood and incense.
4:00pm - 6:00pm Wednesday 11/8/17 - Temple Raising	Temple Team finishes Temple in final placement.
9:00pm Wednesday 11/8/17 - 6:00pm Saturday 11/11/17 (sunset) - Public Offerings	Participants and members of the public are invited to interact with the Temple, including by writing offerings on the Temple, and by placing small, non-painted, wooden or paper objects in the Temple.
6:00pm - 9pm Saturday 11/11/17 - Vigil Ceremony Prep	Temple is closed to the public and prepared for ritual burning. Remarks given by celebrant. Ceremonial dancers perform. (Refer to Site Safety Plan for detailed timeline of Burn Prep, Vigil Ceremony and Burn Cleanup.)
9pm Saturday 11/11/17 - 2am Sunday 11/12/17 - Temple Transformation Ceremony	Temple is burned and cleaned up by Fire Safety Team. (Refer to Site Safety Plan for detailed timeline of Burn Prep, Vigil Ceremony and Burn Cleanup.)
9:30am - 2:00pm Sunday 11/12/16 - Cleanup	Event cleanup crew breaks down structures, packs up equipment, and removes all trace of items and debris from the event on the property.
6:00pm Sunday - Alternate Temple Burn	In case of inclement weather on Saturday night, the Temple will be burned at sundown on Sunday.

R-Evolution 44 foot 11 inch Banner Tower Vigil Schedule 11/7 to 11/15

12:01pm Tuesday, 11/7/17	R-Evolution Banner Tower work zone perimeter is established with fencing, delivery of scaffolding, construction of tower begins not final placement spot
11/8/17 - 11/9/17	Closed to the public for tower construction and mounting of banners
11/10-17 to 11/12/17	Vigil site completely cleared except for R-Evolution Banner Tower and staff vigil support shelter Shift pods.
11/13/17 to 11/15/17 11:59pm	Removal of R-Evolution Banner Tower Begins on Sunday, 11/13/ fencing is installed, scaffolding is disassembled and picked up.

General Vigil Production Schedule

7:00am Monday 11/6/17 - 4:00pm Thursday, 11/9/17 Core Setup	Abraxas, R-Evolution Banner Tower components, turf protection, fencing and temple arrive and assembly begins in staging placement (on turf protection as needed). Motorized vehicles will use WAMO walkways during this time for delivery of materials - see below for protocol.
Sundown Thursday, 11/9/17	Abraxas and Temple base that are on the turf are moved from staging placement to final placement; other temporary structures going on turf can begin setup at this time.
6:00pm - 9:00pm Thursday, 11/9/17, Soft Opening Ceremony	A portion of event site is temporarily open to volunteers and friends for opening ceremony, blessing, and celebration to occur (this is not advertised to the public). All safety protocols are maintained during this time. Some work outside of opened portion may continue during this time.
11:00pm Thursday, 11/9/17 - 11:59am Friday, 11/10/17 Finalize Setup and Prepare for Public	Final assembly and cleanup concludes; all extraneous assembly materials are gathered and loaded into production trucks to move off-site by Friday noon.
12:00pm Friday 11/10/17 - 12:00pm Sunday 11/12/17 Open to the Public	Event site is fully open to the public; art, activities, cathartic dancing commence. During this time any deliveries required (which will be minimized) such as fuel, band equipment, etc will occur only from Constitution Ave near German American Friendship Garden. No motor traffic on walkways.
Fueling Times: 10pm-12am Friday 11/10/17, 5am-8am & 10pm-12am Saturday 11/11/17,	Fuel for main generator, supplemental generators, and heaters is delivered via Constitution Ave, carted under supervision of core production staff, generators refilled, and containers returned to Constitution Ave

5am-8am Sunday 11/12/17	to be taken off-site. Generators are in fenced off production team-only areas for duration of public event.
6:30am - 9:00am Sunday 11/12/17 - Sunrise Ceremony and March	Ceremonial celebration of sunrise, 6:30am departure for Abraxas to march around National Mall two times to demand Equal Rights Amendment and end to violence against women and LGBTQ community (March permit filed to MPD separately) (Alternate if no exemption: Cathartic dancing continues at Abraxas until 9am at which point area is closed and it drives off-site)
12:00pm Sunday 11/12/17 - Main event closed to the public.	Event site closed to the public for breakdown of main event site, except installations noted above.
12:00pm Sunday 11/12/17 - Sunrise Monday 11/13/17 - Core Cleanup	Event cleanup crew breaks down structures, packs up equipment, and removes all structures, stages and installations from "final placement" to maintain 5 day photosynthesis requirement. Motorized vehicles will use WAMO walkways during this time for removal of materials - see below for protocol.
Sunrise Monday 11/13/17 - 11:59pm Wednesday 11/15/17 Final cleanup	Additional cleanup to remove all materials and trace of event from site, continue breaking down any installations still in staging placement, completely clear permit area. Motorized vehicles will use WAMO walkways during this time for removal of materials - see below for protocol.
11:59pm Wednesday 11/15/17 -- Clean-up complete of all general structures	Majority of structures and installations are broken down, site completely cleared except as noted above.

General Vigil Public Event Schedule

12:00pm Friday 11/10/17 - Opening Ceremony	Public activity begins at noon with an opening ceremony acknowledging the land, ancestral inhabitants, our intentions with the vigil, and each other.
12:30pm - 7:00pm Friday 11/10/17 - Daytime Programming	Speakers and panel discussions, teach-ins, ceremony, live music, art exploration and many workshops will take place in our various sites and spaces during the day on Friday.
7:00pm Friday 11/10/17 - 4:00am Saturday 11/11/17 - Nighttime Programming	Live music, Cathartic dancing with DJs, and film screenings will continue the vigil through approximately 4:00am on Saturday morning. From 2:30am - 4:00am amplified sound will only be in the dome.
4:00am - 9:00am Saturday 11/11/17 - Quiet Time	Vigil site will be quiet from approximately 4:00am - 9:00am with a few vigilers remaining through the night for sunrise, but no formal programming.

9:00am - 11:11am Saturday 11/11/17 - Early Morning	Early morning programming including yoga, meditation and cathartic dancing, with low amplified sound especially during the 9am Veteran's Day ceremony
11:11am Saturday 11/11/17 - Armistice Day Ceremony	Ceremonial procession from the Temple to the Burn Pad to the Water Temple Pyramid to acknowledge and honor Armistice Day and American veterans
11:30am - 8:00pm Saturday 11/11/17 - Daytime Programming	Speakers and panel discussions, teach-ins, ceremony, film screenings, live music, art exploration and many workshops will take place in our various sites and spaces during the day on Saturday.
8:00pm - 10:00pm Saturday 11/11/17 - Ceremonial Burn	As described in section above and Site Safety Plan below.
10:00pm Saturday 11/11/17 - 6:30am Sunday 11/12/17 - Cathartic Dancing	Cathartic dancing will commence at approximately 10pm in several spaces around the vigil and continue until 6:30am.
6:30am - 9:00am Sunday 11/12/17 - Sunrise Ceremony and March	Ceremonial celebration of sunrise, 6:30am departure for Abraxas to march around National Mall two times to demand Equal Rights Amendment and end to violence against women and LGBTQ community (March permit filed to MPD separately) (Alternate if no exemption: Cathartic dancing continues at Abraxas until 9am at which point area is closed and it drives off-site)
9:00am - 12:00pm Sunday 11/12/17 - Wind Down	Vigilers return to vigil site from march for morning yoga, cathartic dancing and closing ceremony before breakdown begins at noon.

Vehicle Access for Setup and Breakdown

The following vehicles will be used to bring in materials for setup and breakdown from the core crew, in addition to the mobile stages:

- Two 16 ft or smaller box trucks
- One Econoline van
- One moving van
- Two large pickup trucks

Section V - Plan B for Activity After Denial of R-Evolution Height and Turf Variances

!!!New Since Variance Denial!!!

R-Evolution Banner Tower

To protest the National Park service denial of our 1st Amendment protected speech and, extended vigil and to demonstrate we will not be silenced when it comes to women's rights and violence against women.

The following request amending our application for our permit to allow for a banner tower.

Name:

"R-Evolution" Banner Tower, <http://www.marcocochranesculpture.net/>

A 4 bay steel scaffolding tower will be erected outside of the vista that is 44 feet and 11 inches at its highest point and 28 x 28 feet wide to hold two images of the R-Evolution Sculpture, one front and one back. White projection reactive material will be on the sides without the sculpture image. If needed the tower will be placed on necessary turf protection. The tower will be grounded and build according to OSHA guidelines with a bonded local company. Please refer to the scaffolding vendor quote and safety plan provided separately. More info will be forthcoming.



Lead Contact Charles Planck (b) (6)
Secondary Contact for the Artist Marco Cochrane
Bliss Project lead contact: Julia Whitelaw, Esq., (b) (6)
(b) (6)


Temple 2017

The Temple is a place for remembrance and reflection for all. This is a sacred space where people are invited to share their stories on the structure itself. If they wish to release something into the heavens, they have the option of writing on the Memorial Wheels. On


Saturday, the Memorial Wheels will be transformed into ash with fire.

This space includes a main center structure, a fence, and a courtyard. It will be lit with rechargeable LED tea lights inside wooden lanterns. The Temple design will allow most light to pass through its open structure and layout. It will be welcoming to all.

As requested by NPS in the October 19, 2017 meeting, we propose to put matrax down on the inside sections of the temple where people will be congregating, and in the main entrance walkway (4 ft x 20 ft), but not under the support posts. Per the request from NPS, underneath each of the twelve support posts will be a 16" x 16" plywood and enkamat pad.



Installation Dimensions: 60' diameter, includes the temple, fence, and courtyard

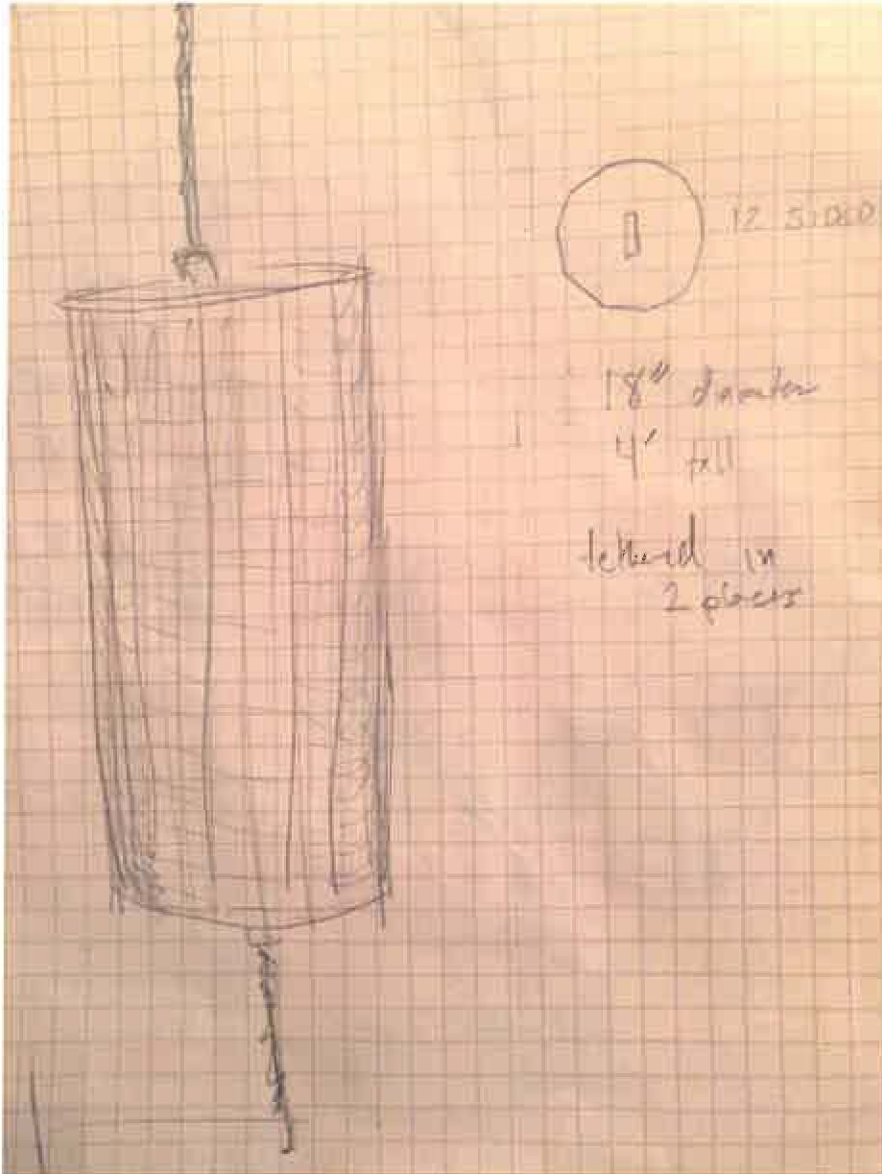


Temple Dimensions: 12 diameter x 12' height

Materials: dimensional lumber (2x4, 2x6, 2x12), plywood, ferrous hardware

- No pressure treated material, all wood materials purchased at lumber specialist

Memorial Wheels: There are memorial wheels inside the temple structure that people are invited to write on. They are removed from the Temple and burned on Saturday night. They are 1' diameter round and 4' tall. They hang from the spaces between the Temple colonnade and in the courtyard. The wheels are 12-sided and made of wood. They are hung with natural rope and metal. <the image lists them as being 18" but they are 12">



Video documentation of Temple of Rebirth controlled burn ceremony led by Michael Verdon, at Fire Base Lloyd in Delaware on May 28, 2017. https://youtu.be/FBX_dsBvXFA

Water Temple Pyramid



This mobile installation has travelled the U.S. this summer sparking conversation in public squares across the country, creating and holding space for honoring the water.


Dimensions: 20 ft W x 20 ft L x 15 ft H

Materials: Wood, canvas, cord, a suspended gong. Does not require staking or block photosynthesis. Will use Enkamat and plywood squares on corners under base wood to keep off turf. Can be unloaded from pathway and assembled without heavy equipment.

More Information: <https://spark.adobe.com/page/Q2iikfQgtKVbp/>

Contact: Mary Frisbee of Future Clear / (b) (6)

Catharsis Center Camp





A central structure to serve as a hub for information about Catharsis, greeters, volunteers, and a chill congregating space. The space will include star shade tents (including the one pictured), playatech furniture and cylinder columns (less than 10' in diameter), and an info booth. Structures will be anchored using appropriate-length stakes.

Contact: Jerome Haferd, (b) (6)

"DC" Performance Stage

A small outdoor stage to host live music during the day. This will be constructed with wood ahead of time in "playa tech" style and painted, with a painted canvas backdrop suspended off the stage on poles. The stage will be 10' W x 20' L x 2' H. Per discussion with Marisa and Michael Stachowitz, the stage touches the turf on plywood edges and we will put it directly on the turf. Weight on the structure will be limited to a 4-5 piece band with gear, or 7-8 people at a time. We will construct it on site Thursday afternoon and deconstruct on Sunday afternoon.

Contact: Joshua Carroll, (b) (6)

SolarBeatz Stage

SolarBeatz is the ultimate exhibition of clean energy. This mobile soundstage/performance venue is a unique, thought provoking, inspirational and educational catalyst used at festivals, community events, private parties and schools to promote environmental sustainability. A modified delivery truck equipped with advanced solar, sound and lighting technology, this "mobile spectacle" stimulates audiences and demonstrates the possibilities of clean energy by fueling an array of electronics to create an outrageous audio visual experience all powered by the sun. SolarBeatz immediately converts the Sun's powerful rays into an Earth friendly party or stores the clean renewable energy in a battery bank for use after dark. SOLARBEATZ is used to provide clean energy at events of all kind, to power live bands, DJ performances, dance parties, movie screenings, sustainability presentations; the possibilities are up to you.

TRUCK:

- 1999 Freightliner Truck MT-45 Utilimaster
- Cummins Biodiesel Engine (& recycled veggie oil)
 - Dimensions closed: 25'L x 8'W x 10.5'H
 - Mobile or Stationary Setup: 25'L x 12'H x (16'W with stage canopy open, 23'W when rear panels open
- SET-UP/STRIKE: 8 hours with no need for heavy equipment

POWER SPECIFICATIONS: We provide all the clean, solar energy we need to function as an art piece/experience.

- Maximum Output: 3.3 kW (30A @ 110VAC)
- Max Output (DC Bypass) 6.5kW (60A @ 110VAC)
- Direct Solar Output: 3.5 kW (22A @ 48VDC)
- Battery Life: 12 hrs @15A, 6 hrs @ 30A
- Customizable/Expandable Power Option using mobile solar trailer (Available to 120A @ 110VAC)

SOLAR/POWER:

- 18 - 230 Watt Helios 6T PV modules (USA)
- 48VDC 440 Ah Battery Bank
- Outback Power Flex One Power Management
- 30 Amp 110V/220V service
- Backup 7,000 Watt biodiesel generator

AUDIO:

- 2 - QSC KW153 1,000 Watt Loudspeakers
- 2 - QSC KW181 1,000 Watt Subwoofers
- 2 - QSC K12 1,000 Watt Monitors
- Mackie 24 Channel Console
- (QSC's KW153 was nominated for Music & Sound Awards' Best Speaker of 2010)

LIGHTING:

- 4 - LED Color Rails
- 4 - Color Splash LED
- 2 - Circus
- 2 - Sweeper LED
- 2 - LED Techno Strobe RGB
- 1 - Gobo Zoom
- 1 - Bubble King

Contact: Annie Coleman, (b) (6)



3rd Space Place Discussion Space

A true "third space" is a welcoming, easygoing retreat where friends and strangers alike are made welcome. 3SP (Third Space Place) began as a Burning Man camp designed to promote the Principles of radical inclusion, gifting, radical self-expression, communal effort, participation and

immediacy. As a camp, we celebrate and validate every individual's uniqueness and contribution to the community through meaningful conversation, personal engagement, and authentic interaction. In community life, "third spaces" are social, relaxing locations separate from the two default environments of home ("first space") and work ("second space"). One of 3SP's primary goals is to invite anyone passing by to stop in, converse, express themselves, and participate. As a result, at most times of the day and night, 3SP will have people hanging out in the 3SP "living room" — resting on our couches, chatting over our coffee tables, waving to passers-by.

3SP space will be composed of 2-3 10 x 10 pop ups and simple low-impact furniture. Matrax will be used if required.

Contact: Leslie Stein (b) (6)
Kathy Baird, (b) (6)

Rainbow Portal


The Rainbow Portal is the reincarnation of the pride billboards from 2017 Burning Man and is a statement on aligning with trans and LGBTQ individuals. A memorial entitled Black Trans Lives Matters is among the billboard topics. Arranged in semi circle in the center will be a 6 foot statue of Lord Shiva Nataraja made from paper mache by artist Emma Hary. Nataraja has a steel frame weighing approximately 250 pounds. For added stability there are 6 cord rope guidelines and attached to 12 inch stakes only needed in case of high winds, but the sculpture is freestanding. It is made of paper and steel tube.. Most weight is in the steel base. The sculpture withstood 50 MPH winds this summer.





The Pride Boards were created to bring awareness of our gender and sexual expressions and how they have been repressed and oppressed by society and cultural norms. If we understand humans to be diverse and fluid, our gender expression should also be fluid and forever adapting as we live our lives day-to-day.

The Rainbow Portal will be serving as an interactive art piece and also space for the Gender Dialogue. We want to create organic dialogue amongst participants by giving experiential learning and storytelling from the facilitator about their lives and how gender has affected their relationships with others and relationships with themselves.



Billboard support frame detail.

Contact: Natalie de Leon, (b) (6)

The Octonest

The Octonest is a safe, welcoming, and tranquil interactive space for Catharsis participants to retreat from the swirl of activities around them, and connect on a more intimate level.



The Octonest itself is an 8-sided playatech couch that is upholstered, padded, and furnished with pillows, blankets, and stuffed animals. The name “Octonest” has come to encompass much more than the structure. It includes the 8-sided pavilion tent that houses the nest, the sophisticated lighting plan that is adjustable in both color and intensity, and a continuously growing collection of art pieces that are displayed throughout inside and outside the tent area. The rules are minimal (no shoes or no sleeping), but they have served to keep the Octonest welcoming and public space for vigiling.



Dimensions: 20' x 20' x 13'H (peak), 6.6'H (side)

The Octonest will utilize 16 Matrax panels (16'x16') to provide turf protection for the playatech couch. The canopy utilizes 8" stakes on each of the vertical support beams. It will have a maximum capacity of 30 individuals.

Contact: Ann Phillips (b) (6)

Abraxas Shade



This approximately 50x50 open walled shade will be assembled between Abraxas and the DC Stage to provide another gathering space. It uses 18" stakes and open design to increase light and air penetration. We expect the nearby Matrax flooring will be the main convergence space and programming will be light, with furniture on turf restricted to tables and chairs. It will be assembled on afternoon of Thursday, Nov 9 and deconstructed by afternoon of Sunday, Nov 12.

Contact: Tim Clark (b) (6)

Additional Small-Form Art Pieces

"The Nest" Project

The Nest Project is an artist and mother's response to the ever growing pain, injustice, devastation, and wounding of our culture. It is an expression of returning to home, safety, and to our innocence. The Projects gives people an transformative experience by stripping it all down,

hopping in The Nest, and proving that we've all come from the same place.

The Nest is a 5-6 ft diameter nest made of twigs and found materials. Learn more at <http://debbiebaxter.com/about-the-project/> The project also includes hung photographs of people in The Nest. **Contact:** Debbie Baxter (b) (6)

Created Equal

Created Equal is an interactive, kinetic LED sculpture that allows participants to experience how tiny changes can have huge effects. The sculpture is a wooden triple pendulum that participants start swinging using their own strength that has LEDs on the bottom-most arm. The motion of the piece is unique every time and that's made particularly visible by the LEDs as they create persistence-of-vision patterns of hearts every color of the rainbow.

The pendulum will have double layer Enkamat and plywood squares at the points it touches the ground. Approximate dimensions are 10 ft x 10 ft.

Contact: Branden Hall, (b) (6)

Searching for Eon

Using reclaimed paper from my everyday life, I make installations of 1,000 origami cranes in tribute to a friend of mine who died the day 45 was elected from a tumor on their brain stem. Ian was the first person to challenge me to celebrate diversity and community, but themselves were denied healthcare because of their gender identity. My installations include a participatory aspect where I teach others how to fold a crane and tell them Ian's story.

This installation will exist in a 10 x 10 pop up.

Contact: Miriam Sutton, (b) (6)

Reflection: The Stars That Change Who Are Ourselves

A portable infinity room, inspired by the work of Yayoi Kusama & her recent show at the Hirshhorn Museum in DC. It recently debuted at Constellation Burn in West Virginia and is intended to inspire visitors to re-evaluate space, perception, and their active role within the universe. "Reflection" is an 8 foot cube made of lightweight steel and 2x2 wooden beam construction, with stretched mylar mirrors on the inside and silvered foam insulation panels on the outside. A low silver dome covers the top to protect against rain & condensation. The external edges are lined with sparkling solar powered lights, and 10 individual LEDs hang from the ceiling inside slowly changing color to create an infinite rainbow starscape. Participants will also see multiplied versions of themselves and any light they bring with them, allowing for a variety of interactive experiences.

This project will be installed with < 18" rebar stakes and Matrax panels in walkways as needed. It will be installed on Thursday 10/9 afternoon and uninstalled by Sunday 10/12 afternoon for 72 hour turf cover compliance.

Contact: Connor Scalzi (b) (6)

The Graphic Sex Project

The Graphic Sex Project is an interactive installation where people make graphs of a positive sexual encounter using 1 cm colored cubes. There will be a large display of graphs people have made at previous events. People will get to browse what other people like to do sexually, and then make their own to contribute to the collection. "The GSP is a way to open up conversations about sex in a joyful, fun and approachable way. It's playing with blocks! It's graphic, not graphic! Making a graph taps into different parts of the brain than are usually engaged when we think about sex, bringing a new perspective to our preferences. Looking at other people's graphs brings an awareness of the beautiful, abundant diversity of the human sexual experience, leading to an acceptance of each our own weird and wonderful way of experiencing sex. The graphs lead to conversations, adding words and visual aids to sometimes fraught topics.

It's about sex, but from just a few feet away, it's colorful colored cubes in pretty patterns. I'll bring

lots of 1cm cubes, magic markers, colored dots, and templates for people to make their graph, and a red furry lightbox, for taking pictures of the creations to add to the growing collection." I think sex is an important path into our being and our connection to others, and finding ways to talk about it with our partners and our friends is an important part of opening ourselves up to loving others and being at peace in our own bodies.

Contact: Jennifer Beman, (b) (6)
<https://www.graphicsexproject.com>

The Donald Dancefloor

A 6'x10' vinyl print affixed to the ground by tent stakes.

Contact: Nikolas Schiller, (b) (6)

Da Wa Da

Da Wa Da is an Afrocentric tribute Sculpture to the earth's meridian. It's a dancing giant (literally, it dances) symbolic of the focal point of earth. With the entity embodying my large metal sculpture we can all tell our story of what we would do as the focal point of the earth. I am the ONLY Sculpture major at Howard University. I specialize in blacksmithing and welding. I am also a soldier in the Army Corps of Engineers.

Height 8'8" Width 5' by 3'10" FOOTPRINT 5' by 3' This will be installed on Matrax

Contact: (b) (6)

King of Pain

"King of Pain" is a life size sculpture of a skeleton holding its own heart (which lights up red if electricity is available) in a 1920's wheelchair covered in imagery of guns, weapons and barbed wire. The sculpture symbolizes the endless circle of violence perpetuated by our weapons lenient & weapon idolizing culture. Footprint: 3' long x 3'wide x 8' tall will be installed on Matrax

Contact: Fej Seckat (b) (6)

Past Years' Returning Activities

Mobile Stage: Abraxas: "Dragon of Self Determination", <http://abraxasdragon.com/>



The Dragon of Self Determination serves as an artistic, mobile A/V stage and parade vehicle. It is a multi-level platform truck with a rebuilt artistic frame. It was built in 2006 and debuted at the Washington, DC National Mall in 2010 as part of the Rally to Restore Sanity and/or Fear, which was a permitted gathering that took place on October 30, 2010. It will be placed on Matrax flooring.

Abraxas Vehicle Licensing Information



New tag on the bus. Insurance by Reinholt & O'Hare Insurance Policy (b) (6)

Engineering Drawings sent separately on October 2, 2017.

Catharsis "MARCH for Equality"

Abraxas will make her third voyage on the DC streets at 6:30am, **Sunday, November 12, 2017**, when she marches around the National Mall at sunrise to advocate for the passing of the Equal Rights Amendment. A march permit application is on file with MPD. When she returns from the march she will be parked on a new spot of matrax to reset clock covering turf during the break down.

Lead contact: Adam Eidinger, (b) (6)



The Open Jail

This interactive space will never lock or close. The open jail is place for conversation about people going through confinement of a loved one. The top is chalkboard will have various messages through the demonstration, also part of the sculpture will be the "AllSphere LED light system" that was at Catharsis last year and symbolizes sacred geometry.




The AllSphere is made with steel cable, LED lights inside translucent plastic tubes. The dimensions are 109" inches by 109" from tip to tip. The Open Jail will be placed on 12 Matrax panels on Wednesday, November 8.



Contact: Adam Eiding, (b) (6)

The "Soundbath" Inflatable Igloo

The soundbath "igloo" is a 1000 cm (~32 ft) diameter inflatable dome. It has two large open entrances about 7ft x 7ft. Fully inflated the walls are about 2 feet thick, which I calculated to about 3 lbs / sq ft of pressure on the turf - negligible. It is filled with regular air. It should be far away from any flame / heat source but nonetheless I believe it is made from PVC Tarpaulin material, which meets several flame retardant certifications as described on the [manufacturer's website](#). It will be installed from Friday early AM - Sunday (3 days). It will follow the same regulations as our other domes in terms of emergency lighting and fire extinguishers. The igloo will be anchored with 18 individual 18" rebar hooks.



"Deadly Muppets" Lounge

Deadly Muppets Lounge is designed as a place to chill, share and build community. The interior of the lounge is very sensual and relaxing and it has a very homey and mysterious feel to it with its rich jewel tone cushions, psychedelic tapestries, hanging lanterns, Persian rugs, marble tables and an impressive collection of lava and glitter lamps décor. In the lounge, participants are able to enjoy good company, music and sharing their experiences with one another.

The Deadly Muppets Lounge is a 20 x 40 "wedding style" tent. It will be installed on Wednesday 11/8 through Sunday 11/12. The walls will be rolled up during the day to allow for normal ambient photosynthesis.

The Liberty Pole

In addition to the previously stated items we will include a 25-foot aluminum OSHA approved flagpole to be referred to as the "Liberty Pole." The pole will be kept vertical in a 12 ft x 12 ft wide "X" patterned base with wood seating 2.5 ft off the ground hiding the base. The base consists of 2"x6" wood and held together with wood screws, ½" lag bolts and 500 lbs ratchet straps. LED lights rope will light the entire perimeter and be on the pole. The aluminium pole will be tied down to a 4 foot high pole slot in the center of the "X" base and feature a fabric Liberty cap on top of the pole.



Pride Community Liberty Pole

Features a wood frame pole base made from 2x6 inch 6 foot "right angles held together with three 500lb capacity ratchet straps and four playa tech benches made from $\frac{3}{4}$ inch plywood. Inside the base is a 25 foot OSHA approved aluminum pole which is tied to the base (not pictured), atop the pole is a Liberty Cap. We do not believe the Pride Pole requires matrax and will be on turf for less than 3 days.

Geodesic Domes (2 Metal Domes)

2 metal geodesic domes to be used for speakers, performances, music, visual art, and a gathering space. The dome is 30' in diameter and 15' tall at the center. The dome manufacturer's website with additional information can be found [here](#). We plan on covering the dome with vinyl tarp covering in case of rain (as seen in the first photo, below). The vinyl covering can be viewed [here](#). We have the option to put a 60'x 40' vinyl covering on the floor of the dome. This provides additional protection from people's shoes and feet on the grass.

To protect the turf beneath the domes, we will place Enkamat or similar padding squares underneath the edges of the domes that touch the turf. We will also place square blocks of wood (2x4s and/or 4x4 pieces of lumber) underneath the edges of the structure to prevent it from digging into grass.

Pictures of the actual domes we will be using are found here, below:



True Mirror Experience

A 30 foot wall of True Mirrors that reflect people as they are, without reversing left and right. Within the new reflection is a doorway to the true self, full of light and life. Healing can occur because seeing is believing; our true nature is a beautiful thing. See <http://www.truemirror.com/>

Contact: John Walter (b) (6)


Hanging Balls

A 8' cube of hanging shiny silver balls lit in blue. Simple, joyful, engaging. **Contact:** Ursula Sadiq, (b) (6)

Demonstration Art Pieces and "Tentstallations"

Additional small demonstration "tentstallations" will be set up to inform the participants about various issues related to the drug war. In addition, we have invited other artists to display their thematic art. Below are pictures of the tentstallation structures and example of art to be displayed:

Consumer camping tents



8 SHIFTPOD tents would be used throughout the vigil. Manufacturer website here:
<https://store.advancedsheltersystemsinc.com/>

Canopy Tents (10x10s and 10x20s)



Artwork (by Quest Skinner) on display (hung or on stands)



Meso Creso DJ Booth

Hollow Wooden/Metal Art Sculpture (no tires), as shown below at Catharsis 2015. Turf touch points are 4 dolly-style wheels (~5" diameter) and part of fiberglass wheel cover (18" long, ~0.5" thick). Will roll into place after sunset on Thursday night and be off turf on Sunday afternoon.

Chainsaw Portraits by SawAddict

Artist Glenn Richardson uses a STIHL 193 chainsaw, <https://www.stihlusa.com/products/chain-saws/farm-and-ranch-saws/ms193ce/>, and a standard propane handheld roofing torch, <https://www.harborfreight.com/propane-torch-with-push-button-igniter-91037.html>, to carve portraits of people out of wood stumps.



Propane torch

Artist: Glenn Richardson, (b) (6)
Website: <http://www.sawaddict.com/>

Fire and Temple Ceremony Proposal

We see the ceremonial burn as the centerpiece of our vigil. The temple and ceremonial burn is part of a ritual healing ceremony of healing through sacred fire, which is a core part of our participants' religious and spiritual practice.

Michael Verdon is the lead contact representing the multi-denominational group of sacred fire practitioners, ritualists and that will participate in the ceremonial burn of the temple as

part of their religious practice. Michael has built and burned numerous effigies and temples as part of similar ritual religious and spiritual healing ceremonies. Michael's spiritual practice is based in sacred fire traditions. The public will also be welcome to participate in the ceremony, consistent with the tradition of Michael's multi-denominational sacred temple burns.

MOTORIZED VEHICLE LOAD/UNLOAD POLICY: Motorized vehicles will need to drive on WAMO walkways to deliver and remove materials used for assembly of vigil site, stages, Temple, R-Evolution Banner Tower, art installations, tents, and other structures, as well as vehicles which remain parked on-site during the vigil to serve as mutant stages. As described in "General Vigil Schedule" in Section IV above, vehicle loading and unloading will only be permitted during hours when vigil site is not open to the public. In addition, we will take the following measures to ensure public safety and convenience:

- Vehicles will be loaded/unloaded immediately on arrival and removed from WAMO walkways and permit site as soon as this is complete (excepting vehicles which remain on permit site as part of mutant stages).
- While in motion on WAMO walkways, all motorized vehicles will be supervised by at least two trained flaggers in bright neon vests with Catharsis badges (similar to badges shown in site safety plan below), who will keep the public well clear from the vehicle and ensure vehicle moves at a slow, safe speed.
- Verbal confirmation of the above policy will be required from everyone planning on production loading/unloading prior to the vigil.
- Any deliveries required during times when event is open to the public will be conducted from Constitution Ave.

Essential Vehicles Needing Authorization to be on National Pathway

We estimate we will need authorization for 20 vehicles. We do not have tag info for delivery vehicles at this time. We will use the Hashtag for load in and load out but also need access to the Monument path way at 17th Street NW

Vendor Delivery Vehicles

Matrax Flooring Semi x 2
Power Generators x 2
Crane x 2
Fork Lift x 1
Refueling x 1
Sound Stages x2
General Equipment Delivery Uhaul Box Trucks x 2
Temple Delivery Rented Box Truck x1
Toilets Delivery x 1

Staff Delivery Vehicles

Jeep with trailer - DC Tag 420
White GMC Sierra 2500 HD Truck with trailer - Virginia Tag (b) (6)
Abraxas Mutant Stage - Nevada Tag (b) (6)
Solar Beats Mutant Stage-

TEMPORARY STRUCTURE AND TENT POLICY: To ensure compliance with NPS guidelines and regulations, volunteers who are bringing or overseeing assembly of any structure or tent will be provided with the following policy and required to give verbal confirmation that they will follow the policy before they can bring their structure materials onto the permit area:

- Any temporary structure or tent with footprint larger than 10' x 10' will comply with photosynthesis guidelines either as described in per-structure detail above, or by being placed entirely on Matrax flooring and ensuring no turf area is covered for more than 5 contiguous days.
- No temporary structure or tent will use anchoring more significantly than 18" consumer-grade tent stakes. All anchoring that protrudes above ground level will be marked with flagging or tennis balls to avoid tripping hazard.
- Anything heavier than a consumer grade tent will have at minimum Enkamat between touch points and turf, with touch points minimized.
- Any temporary structure or tent larger than commercial grade (10x10) with walls will have properly lighted and marked entrances and exits, which are not blocked and are not tripping hazards while the vigil is open to the public.

FIRE SAFETY: See Site Safety Plan Attachment

EQUIPMENT (Refer to installation descriptions, above, for piece-specific required equipment for install/de-install)

- Up to 7,500 square feet of clean Matrax flooring or equivalent w truck fork lift for install
- 6 OSHA approved propane heaters due to expected cold weather during our event. *Propane to be stored offsite.*
- 2 ADA portable restrooms and 8 non-ADA portable restrooms
- 15 shelter "tentstallation" canopy tents and camping tents of various sizes education installations. **Not to be used for sleeping!**
- 60 folding and camping chairs
- 6 8x8 Plywood seating "couches"
- 5-10 10' x 10' or 10' x 20' Pop up canopy tents for organizers
- 2 10' x 30' canopy tents for organizers and welcome station.
- 20 8 foot tables for materials
- 80 LED 10-50 watt lights for dome and pop-up/canopy shelter lighting
- 15 LED 250 watt equivalent work lights and to be used with gels for low light a night
- 4 Camera Tripods for documentary crew and expected media
- 5 Car Batteries with Inverters in battery box for Liberty pole lighting, tentstallations
- 8 floor tarps and accompanying rugs for domes.
- 4-8 ABC Fire extinguishers
- 4 Burn perimeter posts
- 4 work ladders
- 8-12 Signs (2ft x 4ft or smaller) that comply with staking limitations
- 200 feet Rubber coated Rainbow Rope lights for lighting Matrax edges
- Stihl MS193 Chainsaw
- Handheld propane roofing torch
- 2 Battery Powered Light towers



Temporary Power System

Main Generator:

Generator (scheduled for continuous operation)

1. Model: MMD Airman
2. Size: 65 KVA
3. Dimension: 144"x70"x73"
4. Weight: 4025LBS



Grounding Rod

Generator supplied with grounding rod attached to chassis grounding system.

Cable

(All cabling is SOW outdoor cable compliant with CAS rating system)

1. 3 phase power will be supplied by " #2 banded 5 wire cable"

2. Single phase runs will be supplied by "6/4 50 amp cable runs"
3. Single phase runs will be supplied by 16 gauge 3 wire extension cable.

Cable Covers

1. 5 channel all weather cable coverings will be supplied for all exposed cable

Breakout Boxes

(All boxes compliant with Nema 3R rating)

1. 3 phase 200 amp breakout boxes will be provided as main switches.
2. Single phase breakout boxes will be supplied as local breakers for tents and structures.

Secondary power:

1 Kubota Generator: KUBOTA GV-1125 Q 14 KW (14,500 watts approx. 55 Amps)



Power Distribution Box and wires "Spider" box, and lots of heavy duty 120v wires. Power Strips, splitters, etc.)

*Trailer- 12 foot to be on matrax flooring



*Work Space Lighting bright LED work lights on stands.

* 10x10 easy up canopy

* 6 foot tables (4)

1 Honda 5400 Watt Generator, cables and power supply, Plywood Ground cover and baffle box

1 Honda 6500i Watt Generator (quiet model), cables and PVC ground cover

1 1600 Watt Generator, plywood ground cover and baffle box

SOUND

Primary Sound System - Abraxas on-board sound system, 20kW sound facing west northwest towards the Vietnam Memorial

6 secondary sound systems – 1 at Cognitive Liberty Pole, 1 at the South Metal Geodesic Dome, 1 at North Metal Geodesic Dome, 1 on the Solar Beats Mutant Stage, 1 on the JunXion Jaguar Stage, and 1 on the DC Stage. 14 powered 500 watt speakers, two 1000 watt subwoofer, cables, microphones, speaker stands, DJ Mixers, DJ controllers, and Computers

LIGHTING

We are renting one Solar Light Tower from United Rentals. Vendor has not provided exact specifications yet. The lights will be placed on Matrax flooring.

16 Lantern Stands made the poles are 104" tall with a 2' bar across the top and bases have three 2' legs that are 3' across. These will be placed along the pathways to provide illuminate at night. Lanterns will use Kerosene fuel that will be filled off-site Friday and Saturday. Photo forthcoming.



PROJECTORS

We plan to have 6 standard video projectors and a projection screens to project on the surface of the domes, or onto screens. These projectors will not be used to project on buildings or monuments. At least one projector will utilize an interactive artwork component that will track participants and project their image in real-time with additive graphics.



PROPANE HEATERS

AZ Patio Heaters Patio Heater, Quartz Glass Tube in Hammered Bronze. CSA Approved. Uses a 20lb Propane Tank (Lasts 8-10hrs. on High). Propane stored offsite. Link to specific details for propane heater model [here](#).

FOOD

We will not sell food but will request food trucks visit the event on Constitution Avenue, NW. We would like to have 2 small electric kettles and a small camping stove (see below) for event staff use only to prepare hot drinks hot food.



MEDICAL

One or more certified medical staff will be on-site in a clearly marked, 3-sided medical tent during advertised programming hours when significant crowds are expected. All volunteers will be trained to know how to quickly find or get in contact with medical staff.

- Friday, November 10, 12:00pm noon - Saturday 3:00am
- Saturday, November 11 9:00am - Sunday 9:30am

Medical tent will have one certified medical volunteer present per expected 1,000 people at that time, with additional on-call medical volunteers on site (in total, 1 per expected 500 people at that time)

SECURITY

In addition to volunteer contacts, additional volunteers and/or professional security will be on-site at all times. During times when advertised programming is scheduled (same as listed in medical above), this team will include 1 trained volunteer or professional security per expected 500 people. Trained volunteers will have extensive training and experience in de-escalation techniques and conflict resolution, and ability to communicate quickly with event organizers, NPS and/or appropriate authorities if necessary.

During other times (e.g. during event setup and breakdown), at least two total volunteers will be on-site as “art guardians.” They may or may not have extensive training but will have ability to communicate with event organizers and/or appropriate authorities if necessary.

ALCOHOL / SUBSTANCE POLICY

Catharsis on the Mall is a vigil for healing and an acknowledgement of our journeys. It is a space for consciousness, not for inebriation. Furthermore, it is on public, federal property and all federal laws are in effect. Anyone found consuming or possessing alcohol or illegal substances on the National Mall will be immediately asked to leave by volunteers and organizers, and law enforcement will be on site and assisting in maintaining public safety and compliance with the law.

A prominent disclaimer discouraging attendees from bringing or consuming alcohol, cannabis, or any other illegal substances on the National Mall is included prominently on the event information on our website

(<https://www.catharsisonthemall.com/general-info/>) and on our facebook event page.

Additional measures will be taken during the event to discourage any illegal activity:

- Planned additional training and reinforcement for our on-site volunteers who will be patrolling the site during the event, to take a strict policy on asking attendees found in possession of any substances to leave immediately, or escalate to an on-call organizer if they are not able or comfortable to get the attendee to leave.
- Prominent signs will be posted during the event, reminding participants that illegal substance use at the event will not only disrupt the ongoing healing process, but also creates a risk to other participants and the event.
- Medical / first aid volunteers on-site will also be prepared to assist in the unexpected case that anyone on site has a complication or problem due to alcohol or substance use.

VOLUNTEER STAFF


One or more of the following Catharsis volunteer staff contacts will be on-site at all times (along with supporting volunteer team):

Adam Eiding, (b) (6)
Nikolas Schiller, (b) (6)
Michael Verdon, (b) (6)
Robert “Roman” Haford, (b) (6)
Rosina Menolo, (b) (6)
Natalie Ginsburg, (b) (6)
Darrell Duane, (b) (6)
Joshua Carroll, (b) (6)
Darwin Westich, (b) (6)
Rachel Donlan, (b) (6)
Lauren Berlekamp, (b) (6)
Alex Wyman, (b) (6)

Denise Lozano, (b) (6)
Charles Planke

Additional volunteers will be provided closer to the start of Catharsis on the Mall.

The main identifying staff credential for Catharsis volunteers will be a visible "VOLUNTEER" and "SECURITY" badge (design below). Catharsis event staff will wear red and gold Phrygian hats like on the seal of the US Army and Senate to be easily found in the crowd by NPS.



Site Safety Plan for Vigil Burn Ceremony on November 11-12, 2017

Prepared by Michael Verdon

October 5, 2017

This practice of using fire in sacred cleansing rituals is as old as religion itself. This ceremony is an important cornerstone of the Catharsis on the Mall Vigil. Fire releases into the heavens our wishes, fears, hopes, and memories both individual and collective. This ceremony can be a powerful part of the healing process and wellness.

On Saturday at 9 pm, we will burn the Memorial Wheels from inside the temple. Usually the entire temple would burn as part of this ceremony. In an effort to collaborate and work with the National Park Service new rules, the Temple burn ceremony is being scaled down to removable sections of the sacred structure to fuel the sacred fire. We hope this will allow for an safe and reflective burn experience.

This year, we have added a custom steel flooring that is assembled with clamps and bolts that was designed and built by Michael Verdon. Corrugated steel is placed over the custom flooring which all rests upon cinder blocks on the required protective flooring of plywood and plastic flooring mats. The custom steel flooring will protect the resource from heat damage from the fire.

Burn Pad Layout

- Materials: corrugated steel (CS), cinder blocks (blocks), and custom steel floor that Michael Verdon made and used for other burns successfully
- Corrugated steel over the custom steel floor sitting on cinder blocks

Badge for Vigil Ceremony Staff:**Vigil Burn Ceremony Timeline:**

On the evening of Saturday, November 11, 2017, we will begin preparing the Temple for the burn ceremony. Rain or shine, this event will occur. Only high winds would cause a hold on the ceremony.

7 PM - Establish the burn ceremony perimeter. 150' perimeter around burn site is established with caution tape. Create burn platform. Badged access only. (6) Perimeter personnel are placed.

Light ceremonial fire on south side. This ceremonial fire is an elaborate-looking-torch with paraffin (tiki fuel with no citronella) inside the perimeter by 6'.

There is a main access point that is on the south side of the perimeter that is 15' wide. This faces the pathway for vehicle and burn-team access. It will be kept clear of audience members for the duration of the ceremony.

Fire Shin, Kyle Rasmussen, Lead of the fire conclave, arrives with the ceremonial fire dancers. There are 40 ceremonial fire dancers, "dancers." They are trained and have performed in Maryland, Washington DC, Virginia, and Nevada. There are 10 fire-safeties, "safeties," each with a fire retardant blanket (Duvateen) who will each watch 4 dancers. The dancers and safeties will be wearing natural (cotton, etc) fabrics with matching outfits which do not melt and have a higher autoignition temperature.

A 3 container fuel-station will be set up by the "Fuel Maven." The Fuel Maven will monitor the fuel station during the duration of the ceremony. No open flames or smoking will be allowed within 20'. The Fuel Maven will monitor the area and oversee the fueling of all tools. The fuel being used to light the tools is Coleman Camp Fuel. This "fuel station" will be located on the south side of the perimeter. The fuel station is a metal container placed on the ground with the fuel, in its legal container, and drip-containers.

The dancers use tools that are steel and kevlar-wicking soaked in Coleman Camp Fuel. They use secondary drip-containers to ensure no fuel soaks the ground. They fuel each dance tool 10-minutes prior to performance at the fuel station.

8:00 PM - (20) Fire perimeter members (who are badged and wearing orange safety vests) will get into position around ceremony perimeter, evenly spaced out every 15'. They will be our eyes and ears for problems and potential safety hazards. 4 Perimeter leads with ABC fire extinguishers will be spaced evenly in the perimeter. All perimeter team members will be provided whistle.

8:00 PM - Build fire stacks with the memorial wheels from the temple

8:30 PM - The fire dancers begin their ceremonial dance. This dance takes place 10' from the perimeter edge. The fire safeties stand 7' from the dancers towards the structure. Performers light their tools from the ceremonial torch on the south side of the perimeter.

When a safety notices anything going wrong (example: dancers clothing catch on fire), they call it out loud to alert the performer. "Sean, your clothing is on fire, left leg." The safety waits for Sean to stop dancing and then moves in. Often, Sean will be able to put out the fire on his own. If a safety moves in the dancer raises their tools and safety applies the blanket to the area on fire. Dancers' tools are extinguished through use, running out of fuel, or devateen. The dancers sit in a line along on the south side perimeter along the diameter line after their performance.

9 PM - Final fire dancer lights fire tool, steel and Kevlar wicking soaked in a small amount of Coleman Camp Fuel, held by Michael Verdon. The Fire Marshall representative, Michael Verdon, and one person carrying a fire extinguisher will approach the structure and set it on fire at the designated locations fueled with paraffin (4 corners of the structure). A safety with devateen will be standing by in emergency case and to put the fire out after the fire is lit. Dustin Smith on stand-by in Fire Protective suit to contain the fire in Dustin will also monitor any debris and the park grass.

9:15 PM - Climax of live fire event.

9:45 PM - Fire at below 3' and no longer a toppling hazard

9:45 AM - Once the fire is under 3' tall we will open the perimeter for participants to approach within 10' of the fire and Fire Safety Team will continue monitoring the fire. Begin raking coals to ensure even and complete burning. People walk in a circle around the fire together once the perimeter is reduced in size. People will be allowed to get closer to the fire at this time and be warmed by its heat.

Equipment:

Caution tape

(24) 2x2 4 foot-tall posts

Safety vests, badge, and whistle for Fire Perimeter Team - 20 sets

(4) ABC Extinguishers

(1) Water Extinguisher

(1) Magnetic Roller 36"

(1) Metal Rakes

(1) 10' Pike

(2) Metal shovels

(2) Steel Drums

(2) pair Fire Gloves

(2) Steel tongs

Egress/Clean-up Summary:

Corrugated steel will be placed under the object and extend beyond the platform to catch all wood and ashes.

When the structure has collapsed and the fire is lower than 3', we rake the fire to minimize its size and contents further.

After the ceremony the corrugated pieces will be removed, a magnetic roller will be used to remove hardware, and the ashes will be emptied into steel drums.

The grass surrounding the burn platform will be raked and cleaned for any debris.

Steel drums moved with 700 lb dolly to truck for removal.

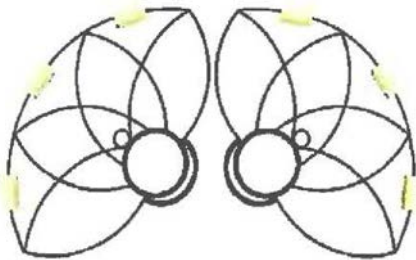
The removal will begin and be completed on Sunday, November 12, 2017.

Ceremonial Fire Dancers

Fire Tool Examples:

Fire Fans: Steel and Kevlar Wicks:

• <http://www.homeofpoi.com/>



Fire Poi: Steel and Kevlar Wicks:

• <http://www.homeofpoi.com>



Fire Staff: Steel, aluminium, and Kevlar Wicks:

• <http://www.trickconcepts.com/Fire-Staff-Standard-P1763C11.aspx>



DC Area Fire Performers Dance Video Sample:

- https://www.youtube.com/watch?v=KQK3Q008_uQ

Contract for 9 Bathrooms for Catharsis on the Mall Vigil

United Site Services of Maryland, Inc.

3250 Old Washington Road
Waldorf, MD 20602
Toll Free: 800-553-3173
Local: 301-996-8501
Fax: 301-884-5713



Salesperson Contact

Paul T. Anderson
Mobile:
Office: 240-427-5588 x75588
Fax: 508-594-2581
paul.anderson@unitedsiteservices.com

Site Service Quotation

Quote No.: 414-1056414

Quote Date: 10/10/17

Quote Expires: 11/09/17

Sell To: DCMJ
NIKOLAS SCHILLER
(b) (6)

Ship To: WASHINGTON MONUMENT
2 15th St NW
WASHINGTON, DC 20024

Cust #: USS-280431
Phone: (b) (6)

Attn: NIKOLAS SCHILLER
Phone: (b) (6)
Terms: Due Upon Receipt

Item	Unit	Quantity	From	Thru	Unit Price	Total Price
Deluxe Restroom	EA	9	11/09/17	11/10/17	10.00	90.00 one time
Deluxe Restroom Service	EA	9	11/09/17	11/10/17	110.00	990.00 one time
Lock & Key	EA	9	11/09/17	11/10/17	5.00	45.00 one time
Delivery, Setup, Removal	EA	1	11/09/17	11/10/17	225.00	225.00 one time
Environment/Energy/Compliance						174.16 one time
Deluxe Restroom Subtotal:						1,524.16

Accepted: _____ Date: _____
Remit To: United Site Services, PO Box 5502, Binghamton, NY 13902-5502
NOTE: Total prices have been calculated for 1 billing period only. Damage Waiver is optional. Please read the terms and conditions on the last page of this document for more information.

Subtotal: 1,524.16
Tax: 17.78
Total: 1,541.94

Contract for 1 ADA Bathroom for Catharsis on the Mall Build Week

United Site Services of Maryland, Inc.

3250 Old Washington Road
Waldorf, MD 20602
Toll Free: 800-553-3173
Local: 301-396-8501
Fax: 301-884-5713



Salesperson Contact

Paul T. Anderson
Mobile:
Office: 240-427-5588 x75588
Fax: 508-594-2581
paul.anderson@unitedsiteservices.com

Site Service Quotation

Quote No.: 414-1056430

Quote Date: 10/10/17

Quote Expires: 11/09/17

Self To: DCMU

NIKOLAS SCHILLER

(b) (6)

Ship To: WASHINGTON MONUMENT

2 15th St NW

WASHINGTON, DC 20024

Cust. #: USS-280431

Phone: (b) (6)

Attn: NIKOLAS SCHILLER

Phone: (b) (6)

Terms: Due Upon Receipt

Item	Unit	Quantity	From	Thru	Unit Price	Total Price
ADA Wheelchair Accessible	EA	1	11/03/17	Indef	224.00	224.00 per billing cycle
Environment/Energy/Compliance						28.90 per billing cycle
Per Billing Cycle Subtotal						252.90
Lock & Key	EA	1	11/03/17	11/03/17	5.00	5.00 one time
Delivery, Setup, Removal	EA	1	11/03/17	11/03/17	25.00	25.00 one time
Environment/Energy/Compliance						3.88 one time
One Time Subtotal						33.88
ADA Wheelchair Accessible Subtotal:						286.78

Accepted: _____

Date: _____

Remit To: United Site Services, PO Box 5502, Binghamton, NY 13902-5502

NOTE: Total prices have been calculated for 1 billing period only. Damage Waiver is optional. Please read the terms and conditions on the last page of this document for more information.

Subtotal: 286.78
Tax: 15.05
Total: 301.83



SYSTEM SCAFFOLD QUOTE

Branch #177
7325 WASHINGTON BLVD
ELKRIDGE, MD 21075
Office: (240) 492-1550
www.sunbeltrentals.com

James Thornhill
Cell: (240) 381-0895
james.thornhill@sunbeltrentals.com

October 27, 2017

Customer **IAMU LLC (#629423)** Quote **17177T0299 IAMU National Mall Scaffold** (Active R0)
(b) (6) QUO-83231-F3Q8R3
11/7/2017 to 12/5/2017

Job Site **National Mall-IAMU LLC** Contact **Charles Plank**
17th Street SW (b) (6)
Washington, DC 20006

Introduction

Introduction

Sunbelt Rentals Scaffold Services ("Sunbelt") is thankful for the opportunity to do business with IAMU LLC ("Customer"). We are happy to support you with a wide variety of installation services for your access needs such as: Frame & Brace Scaffold, System Scaffold, Shoring of Existing Structures, Re-Shoring, Trash Chutes, Scaffold Mounted Hoisting Options, Swing Stage, Man/Material Hoists, Mast Climbers, Interior/Exterior Vessel Access, Stair Towers and Overhead Protection Systems. In addition, we offer various training sets, for your lead men and crews that will apply to each of the products we provide.

Sunbelt is one of the largest equipment rental companies in the United States that is backed by a national network of 550+ locations. Sunbelt's solution providers are here to assist you in whatever equipment needs you may have.

Thank you for considering Sunbelt Rentals Scaffold Services,

James Thornhill

Specifications

System Scaffold

- Scaffold will be rated for Light Duty (25lbs PSF)
- Meet or exceed OSHA 29 CFR Part 1926 Subpart L

Scope

Sunbelt will Furnish, Erect and Dismantle a system scaffold stair tower

Scaffold will be approximately 15' square at the base by 26' high

Scaffold will have stair tower access to top with full perimeter platforms every 6'6" (see rental price for just landings)

Scaffold will have guard rails on all open sides (with platform access)

Scaffold will be free standing (4:1 ratio)

Customer Responsibility

-Customer Responsibility Detailed

Return an executed copy of this quote along with a PO prior to the commencement of any labor associated with this job.

Have a customer representative on-site to sign off with the acceptance of the equipment and upon the completion of the build that it is to their satisfaction.
Customer shall be responsible for daily inspections after initial Sunbelt inspection.

Customer shall promptly report theft, loss or damage involving the rental equipment to Sunbelt.

Customer agrees to the following:

- Customer shall have all work permits in place prior to Sunbelt's arrival.
- Customer to provide a minimum of two-week's notice for scheduling of labor phase.
- Customer shall maintain awareness of scaffold load capacities provided by Sunbelt.
- Customer shall provide all necessary floor protection (as applicable).
- Customer shall provide a barricade around the work area prior to Sunbelt's arrival on-site.
- Customer shall remove any obstructions from the scaffold work area.
- Customer shall provide a dedicated lay-down area for scaffold equipment prior to Sunbelt's arrival.
- Customer shall provide a clear and direct passageway from lay-down area to scaffold site.
- Customer must provide adequate lay-down area within 30' of scaffold to be erected
- Customer is responsible for patching and/or painting all penetration repairs where scaffold was secured to the building.

General

RENTAL FOR LANDINGS ONLY-\$1,000.00

Pricing Details

Equipment Rental: <i>(4 week min.)</i>	\$1,438.56 *
Daily Rental: <i>(after initial 4 weeks)</i>	\$51.38 *
Erection Price:	\$3,069.36 *
Dismantle Price:	\$1,315.44 *
Move Price: <i>(see above)</i>	\$0.00 *
Misc./Sales: <i>(see above)</i>	\$0.00 *
Rental Protection Plan:	\$0.00
Freight: <i>(P/U-Del)</i>	\$550.00 *

Quote Total:

\$6,373.36*

*Plus applicable taxes

Terms and Conditions

PROJECT CONTRACT SPECIFICATIONS (a) Customer must be present at time of delivery to sign, inspect, count, and accept responsibility of equipment via Sunbelt Erection Inspection Checklist; (b) If Customer dismantles equipment, any equipment missing is Customer's responsibility and will be charged at replacement cost; (c) Should PE Stamped Drawings be required, additional charges apply. All such engineering work is limited to the Scaffold Design and Leg Loads and does not include analysis of job site structures; (d) Price herein assumes Sunbelt shall be exempted from participating in OCIP/CCIP requirements. If not exempted, additional charges apply; (e) Our quoted price is based on the written terms of this Quote. If we are requested to sign an agreement you prepare, this Quote in its entirety or, must be incorporated into that agreement. If there is a conflict between your agreement and the written and included terms of our Quote, the terms of our Quote shall govern; (f) Both parties shall accept this Quote within 30 days of Date of Quote (above) or it may, at our option, be considered null and void; (g) It is a condition precedent to work being scheduled that this Quote is signed and received by the Scaffold Services Branch listed below; (h) Allow two (2) week lead times for scheduling all labor phases. (i) All work will be performed during straight time hours on day shift, Monday through Friday 7:00 am to 3:30 pm, unless specifically noted otherwise; (j) All work beyond the scope of work outlined above will be reimbursed based on Sunbelt Rentals, Inc. current Man-Hour Rates. These rates shall be made available upon request. The Customer will be responsible for verifying all time sheets, Delays (over 30 minutes), remobilizations, and unacceptable work conditions not attributable to Sunbelt, will be charged at the current Man-Hour Rates and may include a 4 hour minimum and/or additional travel time charges; (k) Scaffolds to be erected to meet or exceed OSHA 1926.451 Subpart L (or as indicated herein).

SCAFFOLD PRICE EXCLUSIONS. The pricing of this Quote does not include the following, unless specifically described on the front of this Quote: (a) expenses incurred if the Customer's or the Job Site Physical Address safety requirements exceed State and Federal codes; (b) toeboards, screens and nets; (c) costs associated with providing a firm, compacted and level grade for all scaffolding; (d) any foundations or re-shoring required below sidewalk level or sub-basement level; (e) tarpaulins or other sheeting (scaffolding must be modified to withstand the additional wind loads, with such sheeting); (f) any costs for proof of drug testing or employment drug screening whether it be pre-employment, site required, or otherwise; (g) moving rolling towers; (h) lodging, meals, travel, transportation, or other extraordinary expenses ; (i) performance bond, and/or OCIP/CCIP requirements, if required; (j) sales taxes, use taxes, or tariffs; (k) sealed shop drawings or PE Stamped Drawings, if required; and (l) any other costs incurred due to the Job Site Physical Address conditions, delays, or safety considerations not attributed to Sunbelt will be invoiced to Customer on a time and material basis.

CUSTOMER RESPONSIBILITIES. Unless otherwise noted herein, Customer shall be responsible for the following, all at Customer's sole expense: (a) compliance with all laws and regulations related to the proper possession and use of scaffolding; (b) provide qualified, experienced, and adequate supervision of any and all users of the scaffolding including a competent person; (c) provide all training of all users as required by 29CFR1910, 29CFR1926, and other applicable local, state, and federal governing bodies, and all accepted industry standards; (d) all scaffold users have read and understand the Codes of Safe Practices; (e) provide a firm, compacted and level grade for all scaffolding; (f) provide suitable crane and forklift support, or other material handling, as needed for the Work; (g) verify that the existing structure will safely support the additional vertical and horizontal loading from the scaffold; (h) repair all holes in existing structure left as a result of concrete anchors or other ties necessary to stabilize scaffold structure; (i) arrange with the Utilities Authority for all necessary safeguards, notifications and process lock-outs prior to erection date; (j) provide electric power and lighting to suit Sunbelt requirements; (k) supply any necessary flagmen or temporary barriers or signs, etc.; (l) if Sunbelt will be working in the vicinity of water, necessary boatmen and boat as defined in OSHA regulations; (m) any ground protection, i.e. for furniture, machines, carpets, landscaping, etc; (n) toilets and wash facilities; (o) a firm, compacted and level grade laydown yard during both erection and dismantling; (p) security of Sunbelt equipment and materials within laydown yard; (q) restoration of the laydown yard following completion of the Work; (r) all permits; (s) Falling Object Protection and any citations and/or fines OSHA may impose for failure to do so; (t) Customer's fall protection systems and methods during the use of the scaffolding that comply with all laws and be at Customer's risk; (u) assume all risks associated with the possession, custody and operation of and full responsibility for, the equipment, including but not limited to, personal injury, death, rental charges, losses, damages and destruction, including customer transport, loading and unloading; and (u) maintain general and auto liability insurance of not less than \$2,000,000 per occurrence, including coverage for Customer's contractual liabilities herein (such as the indemnification clause); property insurance against loss by all risks to the Equipment, in an amount at least equal to the fair market value thereof; and worker's compensation insurance. Such policies shall be primary (and not on an excess basis), on an occurrence basis, name Sunbelt as an additional insured and loss payee. Customer shall provide Sunbelt with certificates of insurance evidencing the coverage required above prior to any rental and any time upon Sunbelt's request.

SCAFFOLD CONDITIONS AND ASSUMPTIONS. Unless otherwise specified herein to the contrary: (a) the scaffolding will be erected and dismantled one time only; (b) any alterations not described herein will be charged at the applicable time and material rates; (c) any overtime work shall be invoiced at the applicable time and material rates; and (e) the work performed by Sunbelt will be done in accordance with applicable state and federal codes.

INDEMNIFICATION. Sunbelt indemnifies, releases, defends and holds Customer harmless from and against any third party claims including any and all liabilities, losses, damages, claims, penalties, fines and expenses, including attorney's fees, for any damages to property and/or persons including death ("Claims") to the proportionate extent caused by Sunbelt or any of its contractors, suppliers, officers, agents, or employees negligent acts or omissions in the performance of this Agreement. Customer will (i) give Sunbelt prompt notice of any such Claim, and (ii) at Sunbelt's reasonable request, cooperate with Sunbelt in the defense and settlement of the Claim. Customer indemnifies, releases, defends and holds Sunbelt harmless from and against any third party claims including any and all Claims to the proportionate extent caused by Customer's or any of its contractors, suppliers, officers, agents, or employees negligent acts or omissions in the performance of this Agreement. Sunbelt will (i) give Customer prompt notice of any such Claim, and (ii) at Customer's reasonable request, cooperate with Customer in the defense and settlement of the Claim. Notwithstanding anything contained in any agreement between the parties to the contrary, Sunbelt's requirement to provide additional insured, primary, non-contributory and waiver of subrogation status shall be limited to the extent of Sunbelt's indemnification obligations herein.

SCAFFOLD CHANGE ORDERS. If Customer requests a change in the Work, Sunbelt shall send Customer's "Point of Contact" a change order request in written form. Customer shall return a signed copy of the change order to Sunbelt; provided however, if no objection to the change order is received by Sunbelt, the change order shall be deemed approved by Customer.

INSPECTION AND ACCEPTANCE. On Customer's acceptance of the erected scaffold, Customer will be responsible for the maintenance, control, proper use and supervision of the scaffold until such time as the scaffold is fully dismantled and returned to Sunbelt for removal from the Job Site.

OTHER TERMS. The remaining provisions of this Quote are shown on the following page and incorporated herein by reference and can also be found at; <https://www.sunbeltrentals.com/services/scaffold/termsandconditions>

Quote Acceptance

IAMU LLC
Charles Plank

Acceptance Signature of Customer's Authorized Representative

Date

Sunbelt Rentals, Inc.
James Thornhill

Acceptance Signature of Sunbelt Rentals Authorized Employee

Date



Job Safety Analysis

Job Name: IAMU-National Park Service
 Job Location: Washington, DC
 Customer: IAMU

Date: _____
 Completed By: _____
 Supervisor: _____

REVIEWED JOB SURVEY ☐ YES ☐ NO

FLEX AND STRETCH DONE ☐ YES ☐ NO

☐ Industrial ☐ Commercial ☐ Government ☐ Other: _____

Sequence of Basic Job Steps	Potential Hazards (number from reverse page)	List Addition Potential Hazards and Steps to Control or Eliminate the Hazard
Offload truck with forklift and man power	9,10,11,12,13,14	
Plan base of scaffold and set jacks		
Begin erection making sure all workers are tied off		
Green tag scaffold upon completion		

Signature of Employees Verifying the Review of Potential Hazards

Print Name	Signature	Print Name	Signature	Print Name	Signature

Steps to complete: **1.** Write the Sequence of Job Steps **2.** Check the hazards associated with each step **3.** List the number for the hazard associated with the Job Step in the column **4.** Use the PPE section to identify what forms of PPE are required on the job **5.** Write additional hazards or work methods that need to be addressed in the 3rd column **6.** All the information should be reviewed by each member of the crew and only then should that member print and sign his name in the above section.

Hazards On Job			Safety Plan	Required PPE
1	<input type="checkbox"/>	Overhead Utilities	<input type="checkbox"/> Power de-energization req'd <input type="checkbox"/> Insulation blankets req'd <input type="checkbox"/> Wire Watcher req'd <input type="checkbox"/> Required Clearance Distance=____Ft. <input type="checkbox"/> Safe Work Zone Marked	<input type="checkbox"/> Hard Hat <input type="checkbox"/> Ear Plugs/ Ear Muffs
2	<input type="checkbox"/>	Crane or Other Lifting Equipment	<input type="checkbox"/> Signalman Assigned <input type="checkbox"/> Tag lines in use <input type="checkbox"/> Qualified Operator <input type="checkbox"/> Lifting equipment inspected <input type="checkbox"/> Personnel protected from overhead load	Eye Protection <input type="checkbox"/> Safety Glasses (clear)
3	<input type="checkbox"/>	Electrical	<input type="checkbox"/> Lock Out/Tag Out <input type="checkbox"/> Permit Required <input type="checkbox"/> Confirm that equipment is de-energized <input type="checkbox"/> Review electrical Safety procedures	<input type="checkbox"/> Safety Glasses (dark) <input type="checkbox"/> Face Shield
4	<input type="checkbox"/>	Power Lines	<input type="checkbox"/> Are powerlines within 15 Ft. <input type="checkbox"/> If YES who approved the work:_____ <input type="checkbox"/> If YES, Power Company Phone Number:_____	<input type="checkbox"/> Chemical Goggles
5	<input type="checkbox"/>	Fire Hazard	<input type="checkbox"/> Hot Work Permit req'd <input type="checkbox"/> Fire Extinguisher req'd <input type="checkbox"/> Fire Watch <input type="checkbox"/> Adjacent area protected <input type="checkbox"/> Unnecessary flammable material removed	Hand Protection <input type="checkbox"/> Rubber Palm Gloves <input type="checkbox"/> Cut Resistant Gloves
6	<input type="checkbox"/>	Vehicular Traffic or Heavy Equipment	<input type="checkbox"/> Traffic Barricades <input type="checkbox"/> Cones <input type="checkbox"/> Signs <input type="checkbox"/> Flagmen <input type="checkbox"/> Lane Closure <input type="checkbox"/> Communication with equipment operator	<input type="checkbox"/> Chemical Gloves
7	<input type="checkbox"/>	Noise >85 dB	Hearing protection is required: <input type="checkbox"/> Ear Plugs <input type="checkbox"/> Ear Muffs <input type="checkbox"/> Both	Foot Protection <input type="checkbox"/> Steel Toed Boots
8	<input type="checkbox"/>	Hand & Power Tools	<input type="checkbox"/> Inspect general cond. <input type="checkbox"/> Power cords insp'd <input type="checkbox"/> GFCI in use <input type="checkbox"/> Guarding OK <input type="checkbox"/> Identified PPE req'd for each tool <input type="checkbox"/> Review safety requirements	<input type="checkbox"/> Rubber boots <input type="checkbox"/> Metatarsal Boots
9	<input type="checkbox"/>	Hand Hazards	List sharp tools, material, equipment:_____ <input type="checkbox"/> PPE gloves, etc. <input type="checkbox"/> Protected sharp edges as necessary	<input type="checkbox"/> Dielectric Footwear
10	<input type="checkbox"/>	Material Handling	<input type="checkbox"/> Review proper lifting tech. <input type="checkbox"/> Identified material requiring lifting equipment <input type="checkbox"/> Hand protection req'd <input type="checkbox"/> Reviewed daisy chain and twist method procedure	Respiratory Protection <input type="checkbox"/> Dust Mask <input type="checkbox"/> Air Purifying Respirator
11	<input type="checkbox"/>	Ladders	<input type="checkbox"/> Ladder inspected before use <input type="checkbox"/> Ladder tied off <input type="checkbox"/> Proper angle and placement <input type="checkbox"/> Retractable req'd <input type="checkbox"/> Ladder safety reviewed <input type="checkbox"/> 3 points of contact	<input type="checkbox"/> Emergency Escape Respirator <input type="checkbox"/> Supplied Air Respirator
12	<input type="checkbox"/>	Falls	<input type="checkbox"/> Guard rails <input type="checkbox"/> 18" working decks <input type="checkbox"/> Roof Warning lines <input type="checkbox"/> Horizontal life lines <input type="checkbox"/> Vertical life lines <input type="checkbox"/> Boiler nets <input type="checkbox"/> Retrieval Plan <input type="checkbox"/> Anchor points identified	<input type="checkbox"/> SCBA
13	<input type="checkbox"/>	Slips and Trips	<input type="checkbox"/> Inspect for trip hazards <input type="checkbox"/> Hazards Marked <input type="checkbox"/> Tools & material properly stored <input type="checkbox"/> Extension cords properly secured <input type="checkbox"/> Work zone free of debris <input type="checkbox"/> Ice	Special Clothing <input type="checkbox"/> Tyvek Suits <input type="checkbox"/> Poly Coated Tyvek Suits
14	<input type="checkbox"/>	Pinch Points	List potential pinch points:_____ <input type="checkbox"/> Working near operating equipment <input type="checkbox"/> Hand/Body positioning	<input type="checkbox"/> Fire Resistant Coveralls <input type="checkbox"/> Rain Suit/Chemical Suit
15	<input type="checkbox"/>	Working around Chemicals	List potential chemicals:_____ <input type="checkbox"/> Review MSDS <input type="checkbox"/> Exposure Monitoring required <input type="checkbox"/> Identified proper PPE	<input type="checkbox"/> Safety Vest (High Visibility)
16	<input type="checkbox"/>	Asbestos or Lead Paint Potential	<input type="checkbox"/> Work areas may contain asbestos or lead paint <input type="checkbox"/> Asbestos controls <input type="checkbox"/> Lead based paint controls in place <input type="checkbox"/> Exposure monitoring conducted	Fall Protection <input type="checkbox"/> Harness/Double Lanyard <input type="checkbox"/> Retractable Device Needed
17	<input type="checkbox"/>	Heat Stress Potential	<input type="checkbox"/> Heat stress monitoring (>85 ⁰) <input type="checkbox"/> Liquids available <input type="checkbox"/> Drinking Cups <input type="checkbox"/> Cool down period <input type="checkbox"/> Reviewed Heat Stress symptoms	<input type="checkbox"/> Handy Hooks <input type="checkbox"/> Emergency Escape Tripod
18	<input type="checkbox"/>	Confined Space	<input type="checkbox"/> Reviewed confined space permit <input type="checkbox"/> Reviewed Lock out/Tag out <input type="checkbox"/> Designate hole-watch <input type="checkbox"/> Confined space log is in use <input type="checkbox"/> Air Monitor in use	Required Permits <input type="checkbox"/> Confined Space
19	<input type="checkbox"/>	Natural or Site Hazards	<input type="checkbox"/> Weather <input type="checkbox"/> Terrain <input type="checkbox"/> Adjacent operations or processes <input type="checkbox"/> Cold Stress Potential <input type="checkbox"/> Biological hazards <input type="checkbox"/> Animals/reptiles/insects hazards	<input type="checkbox"/> Critical Lift <input type="checkbox"/> Hot Work
20	<input type="checkbox"/>	Adjacent Work/ Processes	<input type="checkbox"/> Notified them of our presents <input type="checkbox"/> Other workers adjacent, above, or below <input type="checkbox"/> Coordinated with adjacent supervisor/customer/operator <input type="checkbox"/> Need Barriers	<input type="checkbox"/> Lock Out/Tag Out <input type="checkbox"/> Utility Clearance
21	<input type="checkbox"/>	Barricades/ Covers	<input type="checkbox"/> Caution barricade tape req'd <input type="checkbox"/> Danger barricade tape req'd <input type="checkbox"/> Rigid railing req'd <input type="checkbox"/> Covers over openings <input type="checkbox"/> Warning sign req'd	Working over Water <input type="checkbox"/> Rescue Boat req'd
22	<input type="checkbox"/>	Emergency Plan	<input type="checkbox"/> Review evacuation points <input type="checkbox"/> Location of eyewash and safety shower <input type="checkbox"/> Review alarm sequence <input type="checkbox"/> Emergency #:_____	<input type="checkbox"/> Life Jackets PFD <input type="checkbox"/> Throw Ring
Tool Box Safety Topic/Additional Information:				

Remember Conditions Change Constantly



United States Department of the Interior

NATIONAL PARK SERVICE

National Capital Region

1100 Ohio Drive, S.W.

Washington, D.C. 20242

IN REPLY REFER TO:

PUBLIC GATHERING PERMIT

Permit: 17-0389

Date: November 5, 2017

In accordance with Park Regulations as contained in C.F.R., Title 36, Chapter 1, Section 7.96, permission is granted to conduct a public gathering to the following:

Person(s) and/or Organization(s): Catharsis on the Mall LLC

Dates(s): Friday, November 6, 2017

To: Wednesday, November 15, 2017

Time: Starting: 6:00 am

Ending: 11:59 pm

Location(s):

Washington Monument Grounds--NW Quadrant

Purpose: First amendment political and spiritual demonstration: including speakers, ceremonial temple burn, and march, staged for the purpose of promoting healing and raising awareness for a host of issues concerning indigenous rights.

Anticipated Number or Participants: 1500

Person(s) in Charge: Robert Haferd

Address(es): (b) (6)

Phone Number: (b) (6)

Mobile Number:

On-Site Contact: Josh Carroll

Mobile Number: (b) (6)

This permit is granted subject to the following conditions:

1. Permittee and all participants authorized therein must comply with all of the conditions of this permit and with all reasonable directions of the United States Park Police.
2. All sidewalks, walkways, and roadways must remain unobstructed to allow for the reasonable use of these areas by pedestrians, vehicles and other park visitors.

PERMITTEE IS RESPONSIBLE FOR READING AND ADHERING TO ATTACHED
ADDITIONAL CONDITIONS.

PERMIT NO:17-0389**ISSUED TO:** CATHARSIS ON THE MALL LLC**LOCATION:** NORTHWEST QUADRANTS WASHINGTON MONUMENTGROUNDS, INDEPENDENCE AVENUE BETWEEN 15TH AND 17TH STREETS, 17TH STREET BETWEEN CONSTITUTION AVENUE AND INDEPENDENCE AVENUE, AND CONSTITUTION AVENUE BETWEEN 15TH AND 17TH STREETS

NOVEMBER 6-15, 2017 (6:00 AM – 11:00 PM)

Activity Overview: Catharsis on the Mall LLC will conduct a 72 hour vigil in the northwest quadrant of the Washington Monument Grounds as part of a first amendment demonstration. The purpose of the demonstration is to “promote healing, equal rights for women, LGBTQ and gender nonconforming people, and catharsis for victims of oppression. In addition, the event will feature speakers, media and art installations drawing awareness to a variety of policy issues, promoting peace, sensible policies and clinical research.” Elements of the vigil include live music, speeches, yoga, cathartic dancing workshops, panel discussions, movie screening, art exploration, a fire ceremony featuring a fire dancers and a march around the Mall.

Timeline Overview (see attached for detailed timeline)

VOLUNTEERS AND VIGIL ORGANIZERS WILL BE PRESENT ON PARKLAND FOR THE DURATION OF ACTIVITIES INCLUDING SETUP AND STRIKE OF THE EVENT.

EQUIPMENT LIST**General Equipment ***

Up to 7,500 square feet of clean Matrax flooring

8 OSHA approved propane heaters due to expected cold weather during our event.

10 portable restrooms

10 Small consumer grade electric heaters

8 Shiftpod tents

15 shelter "tentstallation" canopy tents and camping tents of various sizes education installations.

60 folding and camping chairs

6 8x8 Plywood seating "couches"

5-10 10' x 10' or 10' x 20' Pop up canopy tents for organizers

2 10' x 30' canopy tents for organizers and welcome station.

20 8 foot tables for materials

80 LED 10-50 watt lights for dome and pop-up/canopy shelter lighting

15 LED 250 watt equivalent work lights and to be used with gels for low light a night

4 Camera Tripods for documentary crew and expected media

5 Car Batteries with Inverters in battery box for Liberty pole lighting, tentstallations

8 floor tarps and accompanying rugs for domes.

4-8 ABC Fire extinguishers

4 Burn perimeter posts

4 work ladders

8-12 Signs (2ft x 4ft or smaller) that comply with staking limitations

800 feet Rubber coated Rainbow Rope lights for lighting Matrax edges

Stihl MS193 Chainsaw

Handheld propane roofing torch

2 Battery Powered Light towers

100 Pedestrian Barricade Fences

500' 1/4in x 4' x 100 ft Orange barrier fence

PERMIT NO:17-0389

ISSUED TO: CATHARSIS ON THE MALL LLC

LOCATION: NORTHWEST QUADRANTS WASHINGTON MONUMENT

GROUNDS, INDEPENDENCE AVENUE BETWEEN 15TH AND 17TH STREETS, 17TH STREET
BETWEEN CONSTITUTION AVENUE AND INDEPENDENCE AVENUE, AND CONSTITUTION
AVENUE BETWEEN 15TH AND 17TH STREETS

NOVEMBER 6-15, 2017 (6:00 AM – 11:00 PM)

Generator (65 KVA)

Cable ramp

Enkamat

Breakout boxes (temporary circuit breakers)

1 Honda 5400 Watt Generator

2 Honda 6500 Watt Generator

1 Honda 1600 Watt Generator

10 Projectors

24' x 14' x 26' Scaffolding with canvas artwork

Camp stove

2- 10'x10'10' metal cubes (made of metal)

16 Metal light stands

Various sound systems consisting of 2-1000w subwoofers, speakers of various wattage (14-500w speakers)cables,
microphones, speaker stands, DJ mixers, controllers and computers

Abraxas sound system (20kW)

Various tent decorations: lights, sign, art, lava lamps, carpets

TV

*Turf requirements if applicable apply

Heavy Equipment

5500LB 19' Shooting Boom Forklift

Solar Light Tower

Ceremonial Burn Equipment

12 x 12 Temple with courtyard and benches (not burned-display only)

(25) Memorial wheels (to be burned)

(4) Offer trays (9' x 6' x 3'')(to be burned)

Flowers, herbs, trays, bowls

Paraffin (tiki fuel)

Coleman Camp Fuel

Caution tape

(24) 2x2 4 foot-tall posts

Safety vests, badge, and whistle for Fire Perimeter Team - 20 sets (4) ABC Extinguishers (1) Water Extinguisher (1) Magnetic
Roller 36"

(1) Metal Rakes

(1) 10' Pike

(1) Metal shovel

(2) Steel Drums

PERMIT NO:17-0389

ISSUED TO: CATHARSIS ON THE MALL LLC

LOCATION: NORTHWEST QUADRANTS WASHINGTON MONUMENT

GROUNDS, INDEPENDENCE AVENUE BETWEEN 15TH AND 17TH STREETS, 17TH STREET BETWEEN CONSTITUTION AVENUE AND INDEPENDENCE AVENUE, AND CONSTITUTION AVENUE BETWEEN 15TH AND 17TH STREETS

NOVEMBER 6-15, 2017 (6:00 AM – 11:00 PM)

(2) Pair Fire Gloves

(2) Steel tongs

Fire fans, Steel and Kevlar wick

Fire Staffs

Dolly

Matrax flooring (burn pad on top)

10' x 10' Burn pad (corrugated steel clamped together, cinder blocks, steel floor)

Authorized structural equipment permitted to setup in the NW Quadrant of the Washington Monument Grounds turf with the use of flooring (Matrax):(and must adhere to photosynthesis rule or structure must move to another location)

- a. North and South Geodesic Domes (*entrance pole must covered a cable trough or equivalent)
- b. Abraxas Dragon Stage
- c. Solar Beatz Stage
- d. Octonest playatech couch
- e. Paradise Lies at the Feet of the Mother
- f. The "Nest" Project
- g. Da Wa Da
- h. Reflection: The Stars that Change Who Are Ourselves
- i. The Donald Dance Floor
- j. King of Pain
- k. The Open Jail with AllSphere on top
- l. The Soundbath Inflatable Igloo
- m. Deadly Muppets Lounge
- n. Tentstallations if exceeding 10'x10'
- o. Temple (combination of matrax patio and enkamat wood legs.)
- p. 10' x 20' HQ tent or any tent exceeding a 10' x 10'
- q. 15' x 20' Communal Tent
- r. Meso Creso DJ booth
- s. 4 plwood pallets (cans of nonalcoholic juice or tea)

The following listed below will be treated as a stage, so the guidelines applicable to stages would apply.

Authorized structural equipment permitted to setup in the NW Quadrant of the Washington Monument Grounds turf with at a minimum 16"x16"wooden pad (3/4" plywood) and two layers of Enkamat 18"x18":

- a. Our Evolution Banner Tower (26'(h) x 24'(d) x 14'(w) with LED lighting inside
- b. Water Temple Pyramid
- c. Rainbow Portal Pride boards
- d. Nataraja (6' statue made of paper mache)
- e. Created Equal
- f. True Mirror Experience
- g. 3' x 5' x 7' Cat Booth

PERMIT NO:17-0389**ISSUED TO:** CATHARSIS ON THE MALL LLC**LOCATION:** NORTHWEST QUADRANTS WASHINGTON MONUMENT

GROUNDS, INDEPENDENCE AVENUE BETWEEN 15TH AND 17TH STREETS, 17TH STREET
 BETWEEN CONSTITUTION AVENUE AND INDEPENDENCE AVENUE, AND CONSTIUTION
 AVENUE BETWEEN 15TH AND 17TH STREETS

NOVEMBER 6-15, 2017 (6:00 AM – 11:00 PM)

- h. (4) Illuminated mushroom statues (3' x 5' x 7')
- i. (2) Painted Thematic Billboards (plywood 2 x 4) please see condition FF
- j. (4) 2ft-diameter x 4 ft tall (approx) round wooden tables
- k. (1) 6 foot diameter (approx) round plywood desk

The following listed below will be treated as tables and chairs, so the guidelines applicable to tables and chairs would apply. Authorized structural equipment permitted to setup in the NW Quadrant of the Washington Monument Grounds directly on the turf but must meet 3 day photosynthesis requirement:

- a. Benches for temple courtyard
- b. Playatech furniture with the exception of Octonest tent
- c. Catharsis Center Camp Columns
- d. Pride Community Liberty Pole
- e. DC Performance Stage
- f. 3rd Space Place Discussion Space
- g. Searching for Eon
- h. Graphic Sex Project (10 x 10 tent folding table, Chairs)
- i. Hanging Balls
- j. 2' x 2' x 10 (wood video tower that is part of Enchanted Love Forest and Break Your Hear Magic Theater)
- k. 10' x 10' x 10' Cube (1" EMT poles)
- l. (15) 6 ft. x 4 ft (approx) plywood seating loveseats

Abraxas Mutant Stage Build Schedule

6:00am Monday 11/6/17 - 4pm, Build Begins and Ends 9:00 am Friday 11/10/17	Load-in and site setup begins for Abraxas, safety fence perimeter and flooring established, sound check
9am Friday 11/10/17 - 12:00pm Sunday, 11/12/17	Fence removed and Abraxas Sound Stage in use
1pm Sunday, 11/12/17 to Wednesday 11/15 6am	Fence reinstalled, Abraxas packed up.

Temple and Fire Ceremony Schedule

6:00am Monday 11/6/17	Load-in and site setup begins for Temple
9:00pm Tuesday, 11/7/17	Temple installation. One tent for overnight security on turf

PERMIT NO:17-0389**ISSUED TO: CATHARSIS ON THE MALL LLC****LOCATION: NORTHWEST QUADRANTS WASHINGTON MONUMENT****GROUNDS, INDEPENDENCE AVENUE BETWEEN 15TH AND 17TH STREETS, 17TH STREET BETWEEN CONSTITUTION AVENUE AND INDEPENDENCE AVENUE, AND CONSTIUTION AVENUE BETWEEN 15TH AND 17TH STREETS****NOVEMBER 6-15, 2017 (6:00 AM – 11:00 PM)**

3:00pm Wednesday 11/8/17 - Ritual Blessing	Ceremony team gathers to bless the Temple site and clear out all negative energy and spirits. Ritual burning of palo santo wood and incense.
4:00pm - 6:00pm Wednesday 11/8/17 - Temple Raising	Temple Team finishes Temple in final placement
9:00pm Wednesday 11/8/17 - 6:00pm Saturday 11/11/17 (sunset) - Public Offerings	Participants and members of the public are invited to interact with the Temple, including by writing offerings on the Temple, and by placing small, non-painted, wooden or paper objects in the Temple.
6:00pm - 9pm Saturday 11/11/17 - Vigil Ceremony Prep	Temple is closed to the public and prepared for ritual burning. Remarks given by celebrant Ceremonial dancers perform. (Refer to Site Safety Plan for detailed timeline of Burn Prep, Vigil Ceremony and Burn Cleanup.)
9pm Saturday 11/11/17 - 2am Sunday 11/12/17 - Temple Transformation Ceremony	Memorial Wheels are burned and cleaned up by Fire Safety Team. (Refer to Site Safety Plan for detailed timeline of Bum Prep, Vigil Ceremony and Burn
9:30am - 2:00pm Sunday 11/12/16 - Cleanup	Event cleanup crew breaks down structures, packs up equipment, and removes all trace of items and debris from the event on the property.
6:00pm Sunday - Alternate Temple Burn	In case of inclement weather on Saturday night the Memorial Wheels will be burned at sundown on

Our Evolution 26 feet Banner Tower Vigil Schedule 11/7 to 11/15

12:01pm Tuesday, 11/7/17	Our Evolution Banner Tower work zone perimeter is established with fencing, delivery of scaffolding, construction of tower begins not final placement spot
11/8/17-11/9/17	Closed to the public for tower construction and mounting of banners
11/10-17 to 11/12/17	Vigil site completely cleared except for Our Evolution Banner Tower and staff vigil support shelter Shift pods.
11/13/17 to 11/15/17 11:59pm	Removal of Our Evolution Banner Tower Begins on Sunday, 11/13/ fencing is installed, scaffolding is disassembled and picked up.

PERMIT NO:17-0389**ISSUED TO:** CATHARSIS ON THE MALL LLC**LOCATION:** NORTHWEST QUADRANTS WASHINGTON MONUMENT

GROUNDS, INDEPENDENCE AVENUE BETWEEN 15TH AND 17TH STREETS, 17TH STREET
 BETWEEN CONSTITUTION AVENUE AND INDEPENDENCE AVENUE, AND CONSTIUTION
 AVENUE BETWEEN 15TH AND 17TH STREETS

NOVEMBER 6-15, 2017 (6:00 AM – 11:00 PM)

General Vigil Production Schedule

7:00am Monday 11/6/17 - 4:00pm Thursday, 11/8**-9/17 Core Setup	Abraxas, Our Evolution Banner Tower components, turf protection, fencing and temple arrive and assembly begins in staging placement (on turf protection as needed). Motorized vehicles will use WAMO walkways during this time for delivery of materials - see below for protocol.
6:00 am Thursday, 11/9/17	Abraxas and Temple base that are on the turf are moved from staging placement to final placement; other temporary structures going on turf can begin setup at this time.
6:00pm - 9:00pm Thursday, 11/9/17, Soft Opening Ceremony	A portion of event site is temporarily open to volunteers and friends for opening ceremony, blessing, and celebration to occur (this is not advertised to the public). All safety protocols are maintained during this time. Some work outside of opened portion may continue during this time.
11:00pm Thursday, 11/9/17 - 11:59am Friday, 11/10/17 Finalize Setup and Prepare for Public	Final assembly and cleanup concludes; all extraneous assembly materials are gathered and loaded into production trucks to move off-site by Friday noon.
12:00pm Friday 11/10/17 - 12:00pm Sunday 11/12/17 Open to the Public	Event site is fully open to the public; art, activities, cathartic dancing commence. During this time any deliveries required (which will be minimized) such as fuel, band equipment, etc will occur only from Constitution Ave near German American Friendship Garden. No motor traffic on walkways.
Fueling Times: 10pm-12am Friday 11/10/17, 5am-8am & 10pm-12am Saturday 11/11/17,	Fuel for main generator, supplemental generators, and heaters is delivered via Constitution Ave, carted under supervision of core production staff, generators refilled, and containers returned to Constitution Ave

**See condition QQQ

PERMIT NO:17-0389**ISSUED TO:** CATHARSIS ON THE MALL LLC**LOCATION:** NORTHWEST QUADRANTS WASHINGTON MONUMENT

GROUND: INDEPENDENCE AVENUE BETWEEN 15TH AND 17TH STREETS, 17TH STREET
BETWEEN: CONSTITUTION AVENUE AND INDEPENDENCE AVENUE, AND CONSTITUTION
AVENUE BETWEEN: 15TH AND 17TH STREETS

5am-8am Sunday 11/12/17	to be taken off-site. Generators are in fenced off production team-only areas for duration of public event
6:30am - 9:00am Sunday 11/12/17 - Sunrise Ceremony and March	Ceremonial celebration of sunrise, 6:30am departure for Abraxas and Solarbeatz to march around Mall once to demand Equal Rights Amendment and end to violence against women and LGBTQ community (March permit filed to MPD separately) (Alternate if no exemption: Cathartic dancing continues at Abraxas until 9am at which point area is closed and it drives off-site)
12:00pm Sunday 11/12/17 - Main event closed to the public.	Event site closed to the public for breakdown of main event site, except installations noted above.
12:00pm Sunday 11/12/17 - Sunrise Monday 11/13/17 - Core Cleanup	Event cleanup crew breaks down structures, packs up equipment, and removes all structures, stages and installations from "final placement" to maintain 3 day photosynthesis requirement Motorized vehicles will use WAMO walkways during this time for removal of materials - see below for protocol.
Sunrise Monday 11/13/17 - 11:59pm Wednesday 11/15/17 Final cleanup	Additional cleanup to remove all materials and trace of event from site, continue breaking down any installations still in staging placement, completely clear permit area. Motorized vehicles will use WAMO walkways during this time for removal of materials - see below for protocol.
11:59pm Wednesday 11/15/17 — Clean-up complete of all general structures	Majority of structures and installations are broken down, site completely cleared except as noted above.

PERMIT NO:17-0389**ISSUED TO:** CATHARSIS ON THE MALL LLC**LOCATION:** NORTHWEST QUADRANTS WASHINGTON MONUMENTGROUNDS, INDEPENDENCE AVENUE BETWEEN 15TH AND 17TH STREETS, 17TH STREET BETWEEN CONSTITUTION AVENUE AND INDEPENDENCE AVENUE, AND CONSTITUTION AVENUE BETWEEN 15TH AND 17TH STREETS

NOVEMBER 6-15, 2017 (6:00 AM – 11:00 PM)

General Vigil Public Event Schedule

12:00pm Friday 11/10/17 - Opening Ceremony	Public activity begins at noon with an opening ceremony acknowledging the land, ancestral inhabitants, our intentions with the vigil, and each other.
12:30pm - 7:00pm Friday 11/10/17 - Daytime Programming	Speakers and panel discussions, teach-ins, ceremony, live music, art exploration and many workshops will take place in our various sites and spaces during the day on Friday.
7:00pm Friday 11/10/17 - 4:00am Saturday 11/11/17 - Nighttime Programming	Live music, Cathartic dancing with DJs, and film screenings will continue the vigil through approximately 4:00am on Saturday morning. From 2:30am - 4:00am amplified sound will only be in the dome.
4:00am - 9:00am Saturday 11/11/17 - Quiet Time	Vigil site will be quiet from approximately 4:00am - 9:00am with a few vigilers remaining through the night for sunrise, but no formal programming.

PERMIT NO:17-0389**ISSUED TO:** CATHARSIS ON THE MALL LLC**LOCATION:** NORTHWEST QUADRANTS WASHINGTON MONUMENT

GROUNDS, INDEPENDENCE AVENUE BETWEEN 15TH AND 17TH STREETS, 17TH STREET
 BETWEEN CONSTITUTION AVENUE AND INDEPENDENCE AVENUE, AND CONSTIUTION
 AVENUE BETWEEN 15TH AND 17TH STREETS

NOVEMBER 6-15, 2017 (6:00 AM – 11:00 PM)

9:00am - 11:11am Saturday 11/11/17 - Early Morning	Early morning programming including yoga, meditation and cathartic dancing, with low amplified sound especially during the 9am Veteran's Day ceremony
11:11am Saturday 11/11/17 - Armistice Day Ceremony	Ceremonial procession from the Temple to the Burn Pad to the Water Temple Pyramid to acknowledge and honor Armistice Day and American veterans
11:30am - 8:00pm Saturday 11/11/17 - Daytime Programming	Speakers and panel discussions, teach-ins, ceremony, film screenings, live music, art exploration and many workshops will take place in our various sites and spaces during the day on Saturday.
8:00pm - 10:00pm Saturday 11/11/17 - Ceremonial Burn	As described in section above and Site Safety Plan below.
10:00pm Saturday 11/11/17 - 6:30am Sunday 11/12/17 - Cathartic Dancing	Cathartic dancing will commence at approximately 10pm in several spaces around the vigil and continue until 6:30am.
6:30am - 9:00am Sunday 11/12/17 - Sunrise Ceremony and March	Ceremonial celebration of sunrise, 6:30am departure for Abraxas to march around National Mall two times to demand Equal Rights Amendment and end to violence against women and LGBTQ community (March permit filed to MPD separately) (Alternate if no exemption: Cathartic dancing continues at Abraxas until 9am at which point area is closed and it drives off-site)
9:00am - 12:00pm Sunday 11/12/17-Wind Down	Vigilers return to vigil site from march for morning yoga, cathartic dancing and closing ceremony before breakdown begins at noon.

Specific Build Schedule:**Our Evolution Banner Tower****November 7** Our Evolution scaffolding work zone established, flooring laid, build starts (Day 0)**November 8** Our Evolution scaffolding build continues (Day 1 Flooring)(Day 0 photosynthesis)**November 9** Our Evolution scaffolding build continues (**Day 2 Flooring**)**November 10** Our Evolution build complete banner hung (vigil activities)(**Day 3 Flooring**) (**day 0 photosynthesis**)**November 11** Vigil activities(day 4 Flooring) (day 1 photosynthesis)**November 12** Vigil activities (day 5 Flooring) (Day 2 photosynthesis)

PERMIT NO:17-0389

ISSUED TO: CATHARSIS ON THE MALL LLC

LOCATION: NORTHWEST QUADRANTS WASHINGTON MONUMENT

GROUNDS, INDEPENDENCE AVENUE BETWEEN 15TH AND 17TH STREETS, 17TH STREET
BETWEEN CONSTITUTION AVENUE AND INDEPENDENCE AVENUE, AND CONSTITUTION
AVENUE BETWEEN 15TH AND 17TH STREETS

NOVEMBER 6-15, 2017 (6:00 AM – 11:00 PM)

November 13 Strike tower

Abraxas Stage build

November 6- 6:00 am Flooring, Fencing established (Day 0) (Flooring foot print large enough for Abraxas to shift)

November 7- Abraxas stage build start (Day 2 Flooring) (Day 0 Photosynthesis east side covered)

November 8 Abraxas stage build continues (Day 3 Flooring) (Day 1 Photosynthesis east side covered)

November 9 Abraxas stage build continues/sound check (Day Flooring) (Day 2 photosynthesis east side covered)

November 10 Abraxas stage move to west side of flooring (Day 4 flooring) (Day 0 photosynthesis west side covered)

November 11 Abraxas stage in place (Day 5 flooring) (Day 1 photosynthesis **Move east side flooring west of Abraxas stage location during quiet time at vigil**)

November 12 6:30 am Abraxas stage leaves for march (Day 1 for new west flooring) Abraxas returns to far west side (Day 0 photosynthesis) Start Strike of Abraxas

November 13 Continue Abraxas strike (Day 2 Flooring) Day 1 photosynthesis

November 14 Continue Abraxas Strike (Day 3 Flooring) Day 2 photosynthesis

November 15 Abraxas Strike completed (Day 4 Flooring) Day 3 photosynthesis

Temple build

November 7 – 12:00 pm Temple Installation with court yard; Flooring installed (Day 0 flooring)

November 8 – Temple raising and blessing (Day 1 flooring) (Day 0 photosynthesis)

November 9 Finishing touches on temple (Day 2 Flooring) (Day 1 photosynthesis)

November 10 Temple open to public – vigil activities (Day 3 Flooring) (Day 2 photosynthesis)

November 11 Vigil activities

Memorial Wheel burn

(Day 4 flooring) (Day 3 photosynthesis) Burn site prep

November 12 Removal of temple and courtyard

All other structures will be installed start November 9th and removed by November 12th unless relocated to another area and remain in compliance with turf and resource protection requirements.

March Route (start 6:30 am on November 12 return ~7:30 am)

Leave Washington Monument Grounds north sidewalk

North on 17th Street

East on Constitution Avenue to Pennsylvania Avenue

South on 4th Street (brief stop for picture)

West on Independence Avenue

North onto 17th Street

PERMIT NO:17-0389

ISSUED TO: CATHARSIS ON THE MALL LLC

LOCATION: NORTHWEST QUADRANTS WASHINGTON MONUMENT

**GROUND, INDEPENDENCE AVENUE BETWEEN 15TH AND 17TH STREETS, 17TH STREET
BETWEEN CONSTITUTION AVENUE AND INDEPENDENCE AVENUE, AND CONSTITUTION
AVENUE BETWEEN 15TH AND 17TH STREETS**

NOVEMBER 6-15, 2017 (6:00 AM – 11:00 PM)

Return to Washington Monument grounds via north sidewalk

*Participants are not authorized to ride Abraxas or Solarbeatz during march on roads under NPS jurisdiction. **The only authorized riders are the driver and safety spotter.**

The only vehicles participating the march are Abraxas and Solarbeatz. ~300 participants will march on November 12 at 6:30 am.

Abraxas and Solarbeatz will return to Matrax for disassembly.

General Conditions:

- A. **This permit authorizes Catharsis on the Mall LLC use of the Northwest Quadrant of the Washington Monument Grounds from 6:00 am Monday, November 6 –Wednesday, November 15, 2017 at 11:00 pm. This permit will be amended pursuant to changing plans, circumstances and condition.**
- B. **No activity associated or equipment setup associated with this activity is permitted to take place in the turf restoration area (northeast quadrant).**
- C. **No activity associated with this permit can be conducted within the base of the Washington Monument. No set up permitted within the vehicle barrier system**
- D. **The Permittee is responsible for obtaining the necessary permissions and/or additional permits from the Metropolitan Police Department (202) 671-6522, or from other federal, state or local agencies or departments for the use of public lands other than those under the jurisdiction of the National Park Service.**
- E. **Permittee will provide an on-site coordinator to be accessible to National Park Service and United States Park Police personnel during the setup activities and during the load out of the event.**
- F. **Due to the exceptional time constraints, and multiple locations associated with this permit and the complexity of multiple vendors bringing materials and equipment to park land, special attention is assigned to the requirement that the permittee will at all times provide an on-site coordinator to be accessible to National Park Service and United States Park Police personnel during the setup activities and during the strike of the event. Onsite coordinators: Adam Eidinger, (b) (6), Nikolas Schiller, (b) (6), Michael Verdon, (b) (6), Robert "Roman" Haferd, (b) (6), Rosina Menolo, (b) (6), Natalie Ginsburg, (b) (6), Darrell Duane, (b) (6), Joshua Carroll, (b) (6), Darwin Westich, (b) (6), Rachel Donlan, (b) (6), Lauren Berlekamp, (b) (6), Alex Wyman, (b) (6), Denise Lozano, (b) (6), Charles Planke, (b) (6), Tim Clark, (b) (6), Natalie De Leon, (b) (6), Atticus Mooney, (b) (6), Chuck Moran, (b) (6).**
- G. **All request, correspondence and meetings with the National Park Service pertaining to this permit shall be scheduled by the permittee only. All contractors, subcontractors or consultants must channel their request through the recognized representatives of the permittee who in turn will contact the National Park Service representative.**

PERMIT NO:17-0389

ISSUED TO: CATHARSIS ON THE MALL LLC

LOCATION: NORTHWEST QUADRANTS WASHINGTON MONUMENT

**GROUND, INDEPENDENCE AVENUE BETWEEN 15TH AND 17TH STREETS, 17TH STREET
BETWEEN CONSTITUTION AVENUE AND INDEPENDENCE AVENUE, AND CONSTITUTION
AVENUE BETWEEN 15TH AND 17TH STREETS**

NOVEMBER 6-15, 2017 (6:00 AM – 11:00 PM)

- H. NPS Permits Management Specialist and/or Event Monitor will be assigned for on-site supervision each day of the event. In addition USPP officers may also be assigned to provide for public safety. All reasonable instructions given by authorized NPS or USPP personnel must be obeyed promptly. Failure to comply with all the terms and conditions of the special event permit may constitute grounds for revocation of the permit and immediate termination of the event and/or citation against violator.
- I. The permittee agrees to be fully responsible for the management, performance, use and safety within the permit area involved in this authorization including keeping all areas until the work is completed, inspected and accepted. The permittee hereby agrees to accept responsibility and assume liability for any and all tort claims arising from the actions or omissions of its representatives, exhibitors, or employees directly or indirectly connected with the work performed, the maintenance of or the use of this facility to the greatest extent permitted by law.
- J. **The permittee shall be responsible for any injuries and/or damages to government property occurring as a result of this permitted activity, including but not limited to stains, turf ruts, burned turf, damaged post and chain created by installing above facilities. If and only if the conditions outlined within the permit are not followed. To avoid or minimize any potential damage, it is recommended if the permittee needs to deviate from agreed upon conditions the permittee should contact the NPS Representative.**
- K. All activities pursuant to this permit shall be in compliance with the requirements of Title VI of the Civil Rights Act of 1964 (78 Stat. 252; 42 U.S.C. 200d et seq.); Title V, Section 504 of the Rehabilitation Act of 1973 (87 Stat. 394; 29 U.S.C 794); the Age Discrimination Act of 1975 (89 Stat. 728; 42 U.S.C. 6101 et seq.); and with all other Federal laws and regulations prohibiting discrimination on grounds of race, color, national origin, handicap, religion, or sex in employment and in providing facilities and services to the public. Nothing advertising for employees shall be done which will prevent those covered by these laws from qualifying for employment.
- L. Permittee, contractors, and agents, are required to meet OSHA guidelines regarding employee/subcontractor work schedules. No employee/subcontractor is to work no more than 10 hours within a 24 hour period. Any work required beyond the 10-hour limitation will need to be requested to the NPS in advance for review and approval by the Superintendent, National Mall and Memorial Parks. **The permittee has been approved to work a 12-14 hour work day for multiple crews to accommodate the setup and teardown of equipment.**
- M. The permittee shall insure that all facilities and structures placed on park property adhere to all applicable codes, standard, and regulations including but not limited to BOCA, OSHA, USPHS, NFPA and ADA, covering requirements including but not limited to safe handling of all chemicals, proper disposal techniques and grounding of generators. Permittee will submit to the NPS structural evaluation and design specification for all structures, e.g. arks, tents, stages, cable trusses, audio and video towers, etc. for NPS review and approval.

PERMIT NO:17-0389

ISSUED TO: CATHARSIS ON THE MALL LLC

LOCATION: NORTHWEST QUADRANTS WASHINGTON MONUMENT

GROUNDS, INDEPENDENCE AVENUE BETWEEN 15TH AND 17TH STREETS, 17TH STREET
BETWEEN CONSTITUTION AVENUE AND INDEPENDENCE AVENUE, AND CONSTITUTION
AVENUE BETWEEN 15TH AND 17TH STREETS

NOVEMBER 6-15, 2017 (6:00 AM – 11:00 PM)

Additional General Permit Conditions

- N. **Accessibility:** The Americans with Disabilities Act (ADA) states that people with disabilities must be able to obtain or enjoy “the same goods, services, facilities, privileges, advantages, or accommodations” that are provided to other members of the public. The ADA applies to temporary facilities, structures, services, programs, and activities associated with this permitted event. Permittee is responsible for providing the following:
- a. Permittee’s policies and operations for the event must meet the nondiscrimination requirements of the ADA, including, but not limited to provision of accessible parking, routes through site, food service, toilet, facilities, and assembly seating.
 - b. Permittee is responsible for providing auxiliary aids and services as requested. Permittee is responsible for providing promotional material explaining how the public can request a particular auxiliary aid or service and be informed of when specific auxiliary aids and services may be available for all activities held on parkland.
 - c. Service animals, as defined by the Americans with Disabilities Act (ADA), are permitted under proper supervision. The ADA defines a service animal as any guide dog, signal dog, or other animal individually trained to provide assistance to an individual with a disability. If they meet this definition, animals are considered service animals under the ADA regardless of whether they have been licensed or certified by a state or local government.
 - d. The Permittee must consider elements of accessibility when designing the layout of the event. Potential items for inclusion are:
 1. Addition of temporary curb ramps where needed to provide an accessible route
 2. Location of structures and tents along an accessible route
 3. Provision of auxiliary aids and services
 4. Provision of and an accessible route from transit stops to the event location
 5. Provision of tactile braille signage
 6. Provision of portable wheelchair lifts to access stages or other elevated areas.
- O. **Accessible Route:** Permittee is responsible for providing individuals who use wheelchairs or walking aids or who walk with difficulty, an accessible route of travel throughout the event site. A successful accessible route connects site arrival points and parking with all exterior and interior event exhibits and activities, including public amenities, such as toilet rooms, water coolers, and concessions.

This single continuous path should:

1. Be smooth, but not slippery.
2. Be as level and as wide as possible without low or overhanging hazards or obstructions.
3. Not require the use of stairs.

PERMIT NO:17-0389

ISSUED TO: CATHARSIS ON THE MALL LLC

LOCATION: NORTHWEST QUADRANTS WASHINGTON MONUMENT

GROUNDS, INDEPENDENCE AVENUE BETWEEN 15TH AND 17TH STREETS, 17TH STREET
BETWEEN CONSTITUTION AVENUE AND INDEPENDENCE AVENUE, AND CONSTITUTION
AVENUE BETWEEN 15TH AND 17TH STREETS

NOVEMBER 6-15, 2017 (6:00 AM – 11:00 PM)

- b. **Space Requirements for Wheelchairs:** Permittee is responsible for establishing accessible routes to ensure that people who use mobility aids can successfully navigate through the environment/event site. A space that is a minimum of 30 inches wide by 48 inches long is necessary to park a wheelchair in a stationary position. The space necessary for people using wheelchairs to make a 180-degree turn is a circle with a diameter of 60 inches.

- P. **CAMPING IS PROHIBITED.** Camping is defined as the use of the park land *for* living accommodation purposes such as sleeping activities, or making preparations to sleep {including the laying down or bedding for the purpose of sleeping), or storing personal belongings, or making any fire, or using any tents or shelter or other structure or vehicle for sleeping or doing any digging or earth breaking or carrying on cooking activities. The above-listed activities constitute camping when it reasonably appears, in light of all the circumstances that the participants, in conducting these activities, are in fact using the area as a living accommodation regardless of the intent of the participants or the nature of any other activities in which they may also be engaging.
- Q. **The use of temporary structures for camping is prohibited.** 36 CFR 7.96(5)(iv) allows temporary structures as part of a permitted demonstration “for the purpose of symbolizing a message or meeting logistical needs such as first aid facilities, lost children areas or the provision of shelter for electrical and other sensitive equipment or displays.” However, [t]emporary structures may not be used outside designated camping areas for living accommodation activities such as sleeping, or making preparation to sleep (including the laying down of bedding for the purpose of sleeping), storing personal belongings, or making fire, or doing any digging or earth breaking or carrying on cooking activities. The above-listed activities constitute camping when it reasonably appears, in light of all the circumstances, that the participants, in conducting these activities, are in fact using the area as a living accommodation regardless of the intent of the participants or the nature of any other activities in which they may also be engaging...” **In addition, to allow for visual inspection and monitoring, all temporary structures must continue to have at least one open side.**
- R. **Commercial Advertising Signage:** Consistent with long-standing NPS regulations and policy, and Public Law 108-108, Title I, §145, the erection, placement, or use of structures and signs bearing commercial advertising is prohibited for any special event. The recognition of special events sponsors, however, may be allowed if it has been specifically authorized by this permit.

A permit may be issued that authorizes the recognition of sponsors of special events, if the NPS determines that the size and form of the recognition is consistent with the special nature and sanctity of the National Mall or any other requested park area, and if the lettering or design identifying the sponsor is no larger than one-third the size of the lettering or design identifying the special event. Further, to the maximum extent practicable for such special events, public use of and, access to the National Mall and other parkland is not to be restricted.

The Permittee shall submit a sign plan for NPS review and approval. Any request seeking NPS approval for sponsor recognition must be submitted to the NPS at least 14 days prior to the proposed event, and if approved by the NPS, will be authorized within the terms of the special event permit.

PERMIT NO:17-0389

ISSUED TO: CATHARSIS ON THE MALL LLC

LOCATION: NORTHWEST QUADRANTS WASHINGTON MONUMENT

**GROUNDS, INDEPENDENCE AVENUE BETWEEN 15TH AND 17TH STREETS, 17TH STREET
BETWEEN CONSTITUTION AVENUE AND INDEPENDENCE AVENUE, AND CONSTIUTION
AVENUE BETWEEN 15TH AND 17TH STREETS**

NOVEMBER 6-15, 2017 (6:00 AM – 11:00 PM)

Authorized sponsor recognition must be in keeping with NPS policy, regulations, and laws and be appropriate to the scale and theme of the special event. Further, the overall size, number, and design of any signs or banners shall be appropriate to the park setting and lettering or design identifying the special event. Signs and banners may not be affixed to existing trees or other NPS facilities or structures.

Only signs and/or banners specifically identifying and/or announcing the event or portion of the event are permitted. Commercial sponsors may be recognized on these same banners by letters and/or logos not to exceed one-third the height and width of the primary lettering identifying the event.

- S. **Credentials:** All staff, volunteers and vendors involved in the construction and teardown of the temporary structures and all event components must have some form of identification. The credentials will identify the person by name and category and include any event logo. Colored copies of all credentials will be provided to NPS and USPP in advance of the event date. Catharsis Volunteers and Catharsis Rangers will have lanyards. (see attached) Catharsis event staff will wear red and gold Phrygian hats.
- T. **Concessions:** Food Trucks are not permitted on National Park Service jurisdiction including Constitution Avenue between 15th – 17th Streets.
- U. **Distribution and Giveaways:** Distribution or give-away of any commercial product is limited to only those that may be consumed on the event site such as juices or popcorn. **Soliciting personal information such as names, addresses, telephone numbers, zip codes, etc., or any other information which may be used for future solicitation, or marketing purposes is strictly prohibited.** A list of all giveaway items will be provided to the National Park Service for approval. Permittee will provide informational maps. Permittee will distribute cans of nonalcoholic juice or tea.
- V. **This permit authorizes the collection of donations: Pursuant to 36 CFR 7.96(h)(1) Soliciting: The in-person soliciting or demanding of money or funds for donation on Federal park land is prohibited, unless it occurs as part of a permit issued for a demonstration or special event.**
 - (2) Persons permitted to solicit must not:**
 - (i) **Give false or misleading information regarding their purposed or affiliations;**
 - (ii) **Give false or misleading information as to whether any item is available without donation.**

The in-person solicitation for money is authorized under this special event only if it occurs within the confines of a limited and well delineated permit area. All currency must be maintained and stored out of public view at all times. Donations must be collected from a fix location and in sealed opaque container. Exacting a payment or requesting a donation in exchange for merchandise constitutes a sale and will not be allowed unless it comports with the NPS sales regulation found at 36 CFR 7.96 (k)

Donations will be collected from the information tent.

PERMIT NO:17-0389

ISSUED TO: CATHARSIS ON THE MALL LLC

LOCATION: NORTHWEST QUADRANTS WASHINGTON MONUMENT

GROUNDS, INDEPENDENCE AVENUE BETWEEN 15TH AND 17TH STREETS, 17TH STREET BETWEEN CONSTITUTION AVENUE AND INDEPENDENCE AVENUE, AND CONSTITUTION AVENUE BETWEEN 15TH AND 17TH STREETS

NOVEMBER 6-15, 2017 (6:00 AM – 11:00 PM)

- W. **Fencing:** Permittee is authorized to setup a perimeter fencing consisting of a combination of bike rack and 6ft chain link fence in the locations listed below. Fencing should allow pedestrian access around the Washington Grounds during initial setup. All fencing should be placed along the inner most part of the sidewalk to maintain pedestrian access to the walkway in addition permittee is required to maintain openings at all major crosswalks during setup and at the conclusion of the event.
- i. Bike rack and fence must allow for pedestrian access.
 - ii. Fence around the Abraxas Stage and Scaffolding build areas
- X. **Fire Hazards:** To prevent potential fire hazards permittee must adhere to the following:
- a. Flammable and Combustible Clearance: A minimum of 10 ft. clearance of all flammable or combustible materials or tall vegetation and trees.
 - b. Source of Ignition: Sources of ignition, including matches and lighters, shall not be used within 20 ft. (6m) of areas used for fueling, servicing fuel systems of internal combustion engines, or receiving or dispensing of Class I and Class II liquids –examples include gasoline, diesel fuel, lacquers paint thinner
 - c. No Smoking: Smoking shall not be permitted especially in areas where combustible materials are located. Plainly visible “ No Smoking” must be visible. The
- Y. **Fire Hydrants:** A minimum 36 in. of clear space shall be maintained to permit access to and operation of fire protection equipment, fire department inlet connections, or fire protection system control valves. Vehicles must maintain a 15 ft. clearance of all fire hydrants. **Water ballast are not permitted to dumped on turf.**
- Z. **Generators:** The Permittee may provide a generator for electrical power. Refueling of diesel/gasoline powered generators on parkland is permitted pursuant to the following conditions. No storage of fuels is allowed on National Park service property, unless NPS approves. At a minimum the following materials must be placed underneath the generator to protect the underlying surface from potential weight and vibration damage and fluid leakage:
- ¾” plywood, or other material (with approval of NPS)
 - Plastic fuel impermeable tarp on the properly rated flooring unless generator has a secondary containment unit
 - Absorbent material on top of tarp
 - Drip pan under fueling nozzle
 - Fenced in or closed in with bike rack
 - **The storage of fuel on parkland, in trailers, next to generators, under stages, in tents and at other NPS locations is strictly prohibited.**
 - **Refueling of generator(s) is only permitted between the 5:00 am – 8:00 am and 10:00 pm – 12:00 am daily. Absolutely no refueling during peak visitation hours and event hours.**
 - Separation from tents: Generators and other internal combustion power sources shall be separated from temporary membrane structures and tents by a minimum of 5ft. and shall be protected from contact by fencing, enclosure, bike rack or other approved means. Barriers must be at least 3ft high.
 - Exhaust should be directed at least 5ft. in any direction away from any openings or air intakes and away from buildings.

PERMIT NO:17-0389

ISSUED TO: CATHARSIS ON THE MALL LLC

LOCATION: NORTHWEST QUADRANTS WASHINGTON MONUMENT

GROUNDS, INDEPENDENCE AVENUE BETWEEN 15TH AND 17TH STREETS, 17TH STREET BETWEEN CONSTITUTION AVENUE AND INDEPENDENCE AVENUE, AND CONSTITUTION AVENUE BETWEEN 15TH AND 17TH STREETS

NOVEMBER 6-15, 2017 (6:00 AM – 11:00 PM)

- Fire extinguisher for Class B Hazards such as portable generators must meet the following UL rating requirements based on the maximum fuel capacity of the class B hazard:

Type of Hazard	Amount of Fuel	Fire Ext. Type	Max Travel Distance
Low-Hazard	Less than 1 gl. Fuel	5B Fire Ext.	30 ft. apart
NFPA 10:5.4.1.1		10B Fire Ext.	50 ft. apart
Ordinary-Hazard	Less than 1-5gl. Fuel	10B Fire Ext.	30 ft. apart
NFPA 10:5.4.1.2		20B Fire Ext.	50 ft. apart
High- Hazard	More than 5gl.	40B Fire Ext.	30 ft. apart
NFPA 10:5.4.1.3		80B Fire Ext.	50ft apart

The spillage of deleterious substances such as engine oil, gasoline, etc. is prohibited. In the event of such an occurrence, the District of Columbia Fire Department must be called immediately, by dialing 911 emergency numbers, followed by a call to the National Park Duty Officer, 202-528-9610. Corrective action will be taken in accordance with EPA Hazardous Material guidelines.

Flexible cords or cables accessible to the public shall be arranged to minimize the tripping hazard. To reduce the possibility of tripping hazards, all cords and cables must be covered with non-conductive matting and/or high visibility Yellow Jackets TM or equivalent product. The cord must be in good condition and of sufficient gauge to accommodate the electrical load of the equipment and must be properly grounded.

All cables, power lines, etc. shall be run in an orderly manner and contained in cable troughs that provide for safety and accessibility. No cords or cables can be strung in trees. Permittee has indicated that cables will run on hardscape were permissible.

Permittee is required to have a utility scan of the Washington Monument Grounds prior to staking grounding rods for generators or tent stakes. Grounding rods are not permitted to be staked in hardscape areas. Permittee must provide NPS with proof a utility scan was conducted prior to staking. A NPS representative must be present before installation of any grounding rods in the turf.

- AA. **Ground & Floor Surfaces:** Accessible routes of travel must avoid irregular, soft loose surfaces, such as sand, gravel, cobblestones and similar uneven brick or concrete pavers. Such surfaces are uncomfortable and can cause wheelchairs to rock and tilt. Unstable and uneven surfaces also can be a problem for people who walk using crutches or canes, often causing a loss of balance or falls. Accessible routes must also avoid tall, wet grass, which is often slippery and difficult to roll a wheelchair across.

PERMIT NO:17-0389

ISSUED TO: CATHARSIS ON THE MALL LLC

LOCATION: NORTHWEST QUADRANTS WASHINGTON MONUMENT

GROUNDS, INDEPENDENCE AVENUE BETWEEN 15TH AND 17TH STREETS, 17TH STREET BETWEEN CONSTITUTION AVENUE AND INDEPENDENCE AVENUE, AND CONSTITUTION AVENUE BETWEEN 15TH AND 17TH STREETS

NOVEMBER 6-15, 2017 (6:00 AM – 11:00 PM)

Permittee is responsible for establishing accessible routes of travel through site, food service, toilet, facilities, and assembly seating, using compact, stable, surfaces, free of loose debris. Appropriate turf cover/ground protection material approved by NPS, is required for ADA accessible routes established on the Washington Monument grounds turf. Permittee is encouraged to secure products that are ADA-compliant, interlocking mats that are translucent and allow UV light to pass through to the grass below. The products must either be perforated or ribbed, allowing for ventilation and some moisture access to the turf below. Material to be used must be approved in advance by NPS.

Plywood cannot be used as turf cover/ground protection. The following flooring products are approved for use on the Washington Monument grounds:

Areas requiring vehicular access including gators and vehicles without the approved flotation tires:

Matrax HD translucent flat back

Pedestrian Areas: Matrax

BB. Light Towers: Light tower or another source of illumination are required when working in low light or dark conditions. In addition portable illumination sources are required during low light or night events to facilitate safe egress and ingress of participants. At a minimum the following materials must be placed underneath the generator to protect the underlying surface from potential weight and vibration damage and fluid leakage:

- Properly graded approved flooring or other material (with approval of NPS)
 - Plastic fuel impermeable tarp
 - Absorbent material on top of tarp
 - Drip pan under fueling nozzle
 - Temporary bike rack or fencing must be placed around the light tower
- 1 Solar Light Tower on Matrax flooring and 16 Lantern Stands

CC. Liquefied Petroleum Gas (LPG) Cylinders Use: The use of propane is limited to one approved 60-pound container per appliance unless otherwise approved in advance by the NPS. **Permittee must contact the NPS National Capital Region, Fire Safety Specialist for approval/permits for the use of propane containers larger than 60 pounds. Permittee had obtained a propane permit from DC Fire EMS. Permittee is authorized to use eight (8) propane outdoor heaters and one (1) propane torch will be used during the demonstration.**

The connections to propane containers shall be made, tested and repaired prior to opening of the event. The changing of propane containers while the event is open to the public is strictly prohibited.

Propane containers on site shall be secured from falling or being knocked over. Placing the container in a milk crate is recommended. In addition, ground surface must be level.

In addition to above conditions permittee must adhere to the following guideline:

- a. **Separation Distance:** Containers for LPG installed not less than 5ft from any doorway or opening with at least two means of egress and 10ft. from any opening with at least one means of egress.

PERMIT NO:17-0389

ISSUED TO: CATHARSIS ON THE MALL LLC

LOCATION: NORTHWEST QUADRANTS WASHINGTON MONUMENT

GROUNDS, INDEPENDENCE AVENUE BETWEEN 15TH AND 17TH STREETS, 17TH STREET
BETWEEN CONSTITUTION AVENUE AND INDEPENDENCE AVENUE, AND CONSTITUTION
AVENUE BETWEEN 15TH AND 17TH STREETS

NOVEMBER 6-15, 2017 (6:00 AM – 11:00 PM)

- b. **Storage:** NO onsite storage of LPG cylinders is permitted including parked vehicles, trailers, etc.
- c. **Containers:** Containers showing excessive, denting, bulging, gouging or corrosion shall be removed from service.
- d. **Cylinder Transportation:** Cylinders in excess of 40lb. (18) total weight being transported to or from the site shall be carried on a hand truck or motorized truck.
- e. **Protection:** LPG tank containers shall be secured in upright position and protected from vehicular traffic.
- f. **Visual Inspection:** Visual inspection shall be performed in accordance with following:
 - 1. The cylinder is checked for exposure to fire, dents, cuts, digs, gouges, and corrosion according to CGA C-6, Standard for Visual Inspection of Steel Compressed Gas Cylinders.
 - 2. The cylinder protective collar (where utilized) and the foot ring are intact and are firmly attached.
 - 3. The cylinder is painted or coated to minimize corrosion.
 - 4. The cylinder pressure relief valve indicates no visible damage, corrosion of operating components, or obstructions.
 - 5. There is no leakage from the cylinder or its appurtenances that is detectable without the use of instruments.
 - 6. The cylinder is installed on a firm foundation and is not in contact with the soil.
- g. **Limits:**
 - 1. Maximum LPG cylinders size use per appliance is 100 lbs.
 - 2. Maximum LPG use per 10ft x 10ft. tent or (100sq ft) is 200 lbs.
 - 3. Minimum separation distance per every 200lbs LPG (100 sq ft) is 10 ft.

DD. **Portable Fire Extinguishers:** Permittee shall ensure that all fire extinguishers are properly rated for hazards involved. All fire extinguishers shall be easily accessible and in plain view as directed by the National Park Service Safety Officer. Permittee is responsible for ensuring fire extinguisher meet the following guidelines:

- i. At minimum 2 portable fire extinguishing equipment of approved types shall be furnished and maintained in all tents and cooking booths.
- ii. The maximum travel distance to extinguisher should not exceed 75 ft. for class A-hazard.
- iii. Fire extinguisher height: Fire extinguishers under 40lbs weight, its top shall be mounted no higher than 5ft from the floor, or bottom, no less than 4 in. from the floor.
- iv. Should not be obstructed or obscured from view.
- v. Hydrostatic test should not be intervals exceeding more than 1 year.

PERMIT NO:17-0389

ISSUED TO: CATHARSIS ON THE MALL LLC

LOCATION: NORTHWEST QUADRANTS WASHINGTON MONUMENT

GROUNDS, INDEPENDENCE AVENUE BETWEEN 15TH AND 17TH STREETS, 17TH STREET BETWEEN CONSTITUTION AVENUE AND INDEPENDENCE AVENUE, AND CONSTITUTION AVENUE BETWEEN 15TH AND 17TH STREETS

NOVEMBER 6-15, 2017 (6:00 AM – 11:00 PM)

EE. **Portable Restrooms:** If attendance is expected to exceed the capacity of nearby NPS public comfort facilities, or if none exist in or near the requested park area, the Permittee must provide portable, temporary toilets with sufficient capacity to accommodate anticipated attendance. The general guideline is a minimum of (1) portable toilet per (300) people, of which at least twenty percent (%20) must be ADA accessible. Portable restrooms will be located throughout the Washington Monument grounds. The portable restrooms will be secured with locks. **Permittee is required to have portable restrooms cleaned.** Permittee will have 9 regular units and 1 ADA Accessible restroom.

- a. **ADA Accessible Portable restrooms:** 20% of the total number of portable toilets used to support the event must be ADA accessible.
 - i. Where clusters of portable units are provided at various locations around the event site, twenty percent of the units in each cluster should be accessible. They should be equipped with all the accessible elements required by the Standards such as maneuvering space, grab bars, toilet paper dispensers within reach, etc. In addition, when all units are not accessible, the International Symbol of Accessibility must be posted on the units that are.
 - ii. Accessible portable toilet units must be positioned on a level area that connects with an accessible route and have adequate space just outside the entrance door for people in wheelchairs to maneuver into position to open the door and enter. On steeply sloping sites, a temporary platform may be needed to provide this level area.
 - iii. The door threshold must be accessible. Outdoor surfaces are often uneven and may require a small bevel to level out the transition between the ground surface and door threshold. Units can be placed on or adjacent to parking lots or other paved surfaces.

FF. PORTABLE HEATERS

- a. **Portable Outdoor Heaters:** Heaters used for temporary heating shall be located at least **6 ft.** (1.8 m) from any cylinder. (NFPA 58:6.19.4.4)
 - b. **Portable Electric Heaters:** Heaters shall be connected to electricity by electric cable that is suitable for outside use and is of sufficient size to handle the electrical load.
 - c. **Patio Heaters:** Patio heaters shall not be located within **5 ft.** (1.5 m) of exits from assembly occupancy. (NFPA 58:6.20.2.3) (NFPA 101:11.11.6.2.3)
- Permittee with either use 6 AZ Patio Heaters or **Mr. Heater Propane Convection Heater**

GG. **Painting:** To avoid or minimize any potential damage from stains to hardscapes or turf, it is recommended that galvanized steel or pre-painted components be used. If on-site painting is required, the sidewalks and turf areas must be properly protected.

HH. **Private Temporary Food Event :** At the Permittees' request, this activity is being considered a Private Temporary Food Event. Food may be distributed free of charge to event participants only. It is the

PERMIT NO:17-0389

ISSUED TO: CATHARSIS ON THE MALL LLC

LOCATION: NORTHWEST QUADRANTS WASHINGTON MONUMENT

GROUNDS, INDEPENDENCE AVENUE BETWEEN 15TH AND 17TH STREETS, 17TH STREET BETWEEN CONSTITUTION AVENUE AND INDEPENDENCE AVENUE, AND CONSTITUTION AVENUE BETWEEN 15TH AND 17TH STREETS

NOVEMBER 6-15, 2017 (6:00 AM – 11:00 PM)

responsibility of the Permittee to develop and implement a system that ensures that food is not distributed to the general visiting public. For clarification, below is an excerpt from the National Park Service Standard Public Health Requirements for a Temporary Food Establishment guideline. The following statement refers to requirements for food service to the general public on park land, which were established in order to reduce the risk of food-borne illnesses.

Private Temporary Food Event: These Requirements do not apply to Special Events held on Parkland that: (1) do not provide food to the general public visitor within the Park; and (2) only provide food to private members, guests, participants, staff, employees, or volunteers directly affiliated and associated with the Special Event where the food preparation and distribution is within a well-defined area from which the general public is excluded. As it relates to food service, such an event is considered a “Private” Temporary Food Event. However, the NPS recommends that the organizer/sponsor of a Private Temporary Food Event review these Requirements to insure that any food obtained, stored, handled, prepared and ultimately served on Parkland be provided in a safe and sanitary manner. As such, these Requirements can serve as a valuable tool and reference to address food sanitation issues and reduce the risk of food-borne disease or a disease outbreak at a Private Temporary Food Event.

The NPS recommends that a licensed caterer or food establishment is used to provide food to the private group and these Requirements are used to determine their capabilities relative to basic food sanitation issues, and Federal Drug Administration's (FDA) Food Code; the FDA Pre-Operational Guide for Temporary Food Establishments, and the recommendations of the NCR PHS Consultant.

Permittee is permitted to use two (2) small camping stove to prepare warm drinks and food. Food and drink will be provided to event staff and volunteers only

- II. **Sales:** Special attention is drawn to item #4, on the last page of this document, concerning solicitation and sales. No fee may be collected, donation solicited, or commercial activity conducted. No items may be sold or offered for sale except for books, newspapers, leaflets, pamphlets, buttons and bumper stickers which contain a message related to your demonstration or special event. The sale of T-Shirts, CD's, art and other similar materials prohibited. **There are no sales or donation collection associated with this activity on parkland.**
- JJ. **Sound:** Particular attention is called to item #7, on the last page of this permit concerning sound amplification. All sound amplification equipment shall be limited so that it will not unreasonably disturb nonparticipating persons in, or in the vicinity of, the area. Sound is not allowed to interfere with the operations of the Washington Monument. Amplified sound cannot interfere with other permitted activities on the Washington Monument grounds. **There is no time restriction on amplified sound however, all amplified sound at the Liberty Pole will conclude at 9:00 pm, daily. Amplified sound in and around the stage and dome areas must be transmitted at a reasonable level. Bullhorns, radios and other similar equipment are permitted to be used after 9:00 pm.**

PERMIT NO:17-0389

ISSUED TO: CATHARSIS ON THE MALL LLC

LOCATION: NORTHWEST QUADRANTS WASHINGTON MONUMENT

GROUNDS, INDEPENDENCE AVENUE BETWEEN 15TH AND 17TH STREETS, 17TH STREET
BETWEEN CONSTITUTION AVENUE AND INDEPENDENCE AVENUE, AND CONSTITUTION
AVENUE BETWEEN 15TH AND 17TH STREETS

NOVEMBER 6-15, 2017 (6:00 AM – 11:00 PM)

KK. Structures (general): To protect turf areas all temporary structures must adhere to the turf protection guidelines as detailed throughout this permit and at a minimum be able to:

- i. All structures must be able to withstand a minimum wind gust of 30 mph.
- ii. Adhere to National Fire Protection Association Codes(as outlined in the NPS Outdoor Event and Tent requirements.)

LL. Tents: Permittee's authorized use of temporary structures, i.e. cable trusses, stages, audio and/or video towers and tents, whose dimensions are (500) square feet or more, **shall provide Life Safety Code certification statements confirming the safety of all temporary structures. In the event that the manufacture's certifications are not available, permittee will submit to the NPS stamped engineered drawings for NPS review and approval. Smaller structures cannot be attached or within 5ft of another to create a larger structure.**

- b. A minimum 10ft. clearance must be maintained from tents to any flammable or combustible materials or vegetation.
- c. **Aisle Width:** The width of aisles serving seating at tables shall be not less than 44 in. where serving occupant load exceeding 50 people, and 36 in. where serving an occupant load of 49 people or fewer. In addition all tent exits must have a minimum head clearance height of 7ft.
- d. **Exit and Occupant Loads for Enclosed Tents:** Tents that have sides attached and those with rolled up sides which are capable of being enclosed shall meet the following occupancy load and exit requirements.

Occupant Load Number	Floor Area	Approx. Tent Sizes	Min. Exits
<49 people	<343 Sq. Ft.	10'x10', 10'x30', 15'x15'	1
50-499 people	350-3,493 Sq. Ft.	15'x 30', 40' x 40', 40' x80'	2
500-999 people	3,500-6,993 Sq. Ft.	40' x 100', 60' x 100'	3
>1000 people	>7,000 Sq. Ft.	80' x 100', 60'x 160'	4 or more

- e. **Tent Stakes:** Tent stakes adjacent to any means of egress from any tent open to the public shall be railed off, capped, or covered so as not to present a hazard to the public. There shall be a minimum of 10ft. between stake lines.
- f. **Protective decking (guidelines above)** will be installed slightly larger than the footprint of the structure and pedestrian pathways to the tent entrance(s).
- g. Tent posts will be placed directly on approved decking .
- h. Tent walls will be put on at the last possible moment before the event. This will allow for air circulation and light penetration for turf health. Please refer to the preceding table for guidance on time requirements for blocking photosynthesis.
- i. Tents with clear roofs are encouraged.
- j. In addition, to allow for visual inspection and monitoring, all temporary structures must continue to have at least one open side with the exception of the Reflection: The Stars that Change Who Are Ourselves and Paradise Lies at the Feet of the Mother (door must remain open when not in use)

PERMIT NO:17-0389

ISSUED TO: CATHARSIS ON THE MALL LLC

LOCATION: NORTHWEST QUADRANTS WASHINGTON MONUMENT

GROUNDS, INDEPENDENCE AVENUE BETWEEN 15TH AND 17TH STREETS, 17TH STREET BETWEEN CONSTITUTION AVENUE AND INDEPENDENCE AVENUE, AND CONSTITUTION AVENUE BETWEEN 15TH AND 17TH STREETS

NOVEMBER 6-15, 2017 (6:00 AM – 11:00 PM)

- k. All tent fabric shall meet the flame propagation performance requirement outlined in NFPA 702 or have an acceptable label attached to the tent material.
- l. No hibachi, grill or other devices used for cooking, heating, or any other purpose shall be used in a tent.
- m. Exit Signs: Exits must be marked with continually illuminated signs with an emergency battery backup. (NFPA1:14.14.5.1) is required for all enclosed assembly occupancy tents and or as approved by the AHJ ort designee
- n. Emergency White Lights: Emergency illumination shall be provided for a minimum of 1 ½ hours in the event of failure of normal lighting. (NFPA 101:7.9.2.1*) is required for all enclosed assembly occupancy tents and or as approved by the AHJ ort designee

MM. **Trash/debris pickup:** Permittee is asked to be responsible for the removal of trash and debris associated with this activity. Trash receptacles must not overflow with trash or debris. Use of clear trash bags is required for all trash receptacles used for the event.

NN. **The collection of entry/registration fee is prohibited on parkland.**

OO. **Volunteers and Staff:** All, staff, volunteers and sponsors involved with the event will be issued some form of identification. Permittee has indicated that they will have volunteers that will help maintain order among your participants. Volunteers should be aware of their responsibilities and location(s) where they will be stationed and have received from organizers adequate training and instructions. Volunteers should be aware of the time and location of the assembly and any march routes, the location of any first aid stations, water, and toilets, be knowledgeable of the NPS permit conditions, be able to communicate with law enforcement, as well as what to do if they think they observe any problems. While volunteers do not act as police, they do help maintain order among participants, explain to non-participants that a particular area may be under permit, and be able to alert their supervisor and the United States Park Police in the event they observe a problem on Federal parkland.

Health, Medical and Safety

PP. **Fencing:** Snow fence, chain link fence and/or bike rack shall be erected by the permittee to contain the event areas and provide necessary resource protection, security, medical chutes, security and buffer zones. The permittee (s) is responsible for encircling, generators, light and sound towers, jumbotrons etc. with snow fence, bike rack or other approved barrier.

QQ. **Medical Aid Station:** Person in charge is responsible for providing medical services onsite. The Permittee is required to have certified emergency medical services personnel. Permittee will provide certified medical staff in the first aid located on intersecting sidewalk south of the Deadly Muppets Stage. Medical staff will be present Friday, November 10 from 12:00 pm (noon) until 3:00 am Saturday November 11, 2017
Saturday, November 11 from 9:00 am until 9:30 am Sunday, November 12, 2017

PERMIT NO:17-0389

ISSUED TO: CATHARSIS ON THE MALL LLC

LOCATION: NORTHWEST QUADRANTS WASHINGTON MONUMENT

GROUNDS, INDEPENDENCE AVENUE BETWEEN 15TH AND 17TH STREETS, 17TH STREET BETWEEN CONSTITUTION AVENUE AND INDEPENDENCE AVENUE, AND CONSTITUTION AVENUE BETWEEN 15TH AND 17TH STREETS

NOVEMBER 6-15, 2017 (6:00 AM – 11:00 PM)

RR. Weather (adverse) Policy: When there is a threat to public health or safety, the Superintendent and/or designee, may close the National Mall or an event being held there for such duration as determined necessary to ensure the safety and well being of the public. Such situations have occasionally occurred in the past where park areas have been closed due to severe weather warning of heavy snow, thunderstorms with lightning, high winds, cold and intense heat. Where an area is ordered closed due to a weather-related public safety threat, pursuant to 36 CFR 2.32 (20 people must comply with official directions to leave the closed area and relocate to safer sheltered locations. Weather will be monitored throughout the duration of Grand Opening Weekend. Permittee is responsible for ensuring that adequate resources are available to deal with extreme weather conditions. For example extreme heat ample cold water and cooling stations.

Logistical Vehicle Access

SS. Vehicle deliveries can only be made outside of designated Monday – Friday rush hours which are 6:30 am – 9:30 am and 4:00 pm – 7:00 pm.

TT. Permittee must receive prior, written approval from the NPS/USPP if traffic is to be blocked at anytime during preparation for, during the course of, and after a special event or demonstration (at any location in the immediate vicinity of the Washington Monument Grounds or Mall.) If District of Columbia streets are to be blocked, the appropriate authorities must be notified as well.

UU. Extreme caution must be exercised when driving on the sidewalks. Pedestrian access must be maintained at all times, however, if for safety reasons, an area has to be temporarily closed to the public, permittee will make their request to the NPS for approval.

VV. The area must be clear of logistical vehicles no later than one hour prior to the opening of the event each day. During vigil operation hours deliveries should be made from the 16th street hashtag.

WW. Logistical vehicles will be allowed to pull onto the walkways, to load and unload equipment e.g. stage, tents. Vehicles will not be allowed to drive and/or park on the grass except adhering to resource protection conditions. Permittee is required to monitor vehicle traffic onto the sidewalks and built interlocking roadways. Once vehicles are unloaded, they must be removed and park in designated public spaces.

XX. Vehicles of any kind including but not limited to delivery cranes, forklifts, golf carts, trailers, exhibit trailers etc. are prohibited from driving on the turf of the Washington Monument grounds without flooring material. Vehicles are not permitted to be parked or driven on pedestrian flooring. Logistical vehicles moving heavy equipment, setting-up tents, stages, placing display vehicles, stored equipment, materials, must be driven on flooring rated to handle vehicles. In addition temporary flooring shall be installed in turf panel for ingress and egress of all vehicles/units or heavy equipment by the Permittee.

- i. Permittee will construct a temporary roadway for the SolarBeatz stage to access its location in the NW quadrant of the Washington Monument Grounds.**

PERMIT NO:17-0389

ISSUED TO: CATHARSIS ON THE MALL LLC

LOCATION: NORTHWEST QUADRANTS WASHINGTON MONUMENT

GROUNDS, INDEPENDENCE AVENUE BETWEEN 15TH AND 17TH STREETS, 17TH STREET BETWEEN CONSTITUTION AVENUE AND INDEPENDENCE AVENUE, AND CONSTITUTION AVENUE BETWEEN 15TH AND 17TH STREETS

NOVEMBER 6-15, 2017 (6:00 AM – 11:00 PM)

YY. Vehicles are not permitted to drive on the turf of the Washington Monument grounds without heavy duty interlocking plastic material. Logistical vehicles moving heavy equipment, setting-up tents, stages, placing display vehicles, stored equipment, materials, etc., on the turf, must be supported by some form of heavy duty interlocking plastic material that clicks or snaps together to avoid movement of material and tripping hazards. Material to be used must be approved in advance by NPS. **Plywood is not permitted as a substitute for the interlocking material. All other equipment must be hand carried or carted to the site. Permittee will build a temporary roadway on the turf.**

- q. Limited number of approved vehicles driving on approved decking is allowed. Permit Specialist to determine.
 - i. Solid back decking
 - 1. Tractor trailers allowed only when delivering and removing mobile stages. No other tractor trailers. All other tractor trailers should unload from the bus pull off or 17th Street north sidewalk.
- r. 6,000 lbs or less Forklifts and Telehandlers
- s. **Limited number of approved turf vehicles weighing less than 800 lbs with turf tires (smooth tread and a psi of less than 15) are allowed to drive on turf without decking (except Washington Monument Grounds and Mall) Forklifts and gators must remain on protective flooring while operating on the Washington Monument grounds.**

ZZ. All individuals operating golf carts, forklifts and other vehicles on NPS property must have a valid driver's license. All vehicles operating after dusk, must have fixed and/or portable illumination.

AAA. Logistical vehicles, including carts, trucks and vans must not exceed 5-mps , except when being driven on established public vehicular roadways. All trucks with a GVW of over 7500 pounds and equipment such as bucket trucks, platform lifts and forklifts, must be accompanied by a walking spotter when moving or operating in an area accessible to the public. All individuals operating motor vehicles on park property must possess a valid driver license. All vehicles operating after dusk must have fixed and/or portable illumination.

BBB. A flag person/vehicle spotter is required for all vehicles moving around the site this includes but not limited to trucks, forklifts etc.

CCC. POV's are not permitted to access the north sidewalk of the Washington Monument grounds area under any circumstances, unless provided with a USPP access and that is only for delivering equipment that cannot be hand carted or carried from the 16th Street hashtag. Unloading and loading of vehicles transporting portable equipment, materials and supplies must be hand carried or carted from either Constitution Avenue or the 16th Street hashtag.

DDD. The hash-tag pull off located at 16th Street and Constitution Avenue can be used to unload and load equipment on any day of the week outside of the hours of rush hour.

PERMIT NO:17-0389

ISSUED TO: CATHARSIS ON THE MALL LLC

LOCATION: NORTHWEST QUADRANTS WASHINGTON MONUMENT

GROUNDS, INDEPENDENCE AVENUE BETWEEN 15TH AND 17TH STREETS, 17TH STREET BETWEEN CONSTITUTION AVENUE AND INDEPENDENCE AVENUE, AND CONSTITUTION AVENUE BETWEEN 15TH AND 17TH STREETS

NOVEMBER 6-15, 2017 (6:00 AM – 11:00 PM)

EEE. Vehicular access to the /northwest quadrant of Washington Monument, for set-up, event, and tear down will be allowed on a reasonable basis to be monitored by NPS/USPP. Permittee is responsible for contacting Sgt. Erich Koehler or Sgt. Ryan Pangretic, United States Park Police, 202-610-7092, at least 48 hours prior to the set-up, to acquire a vehicular passes to drive onto the gravel walks. **USPP will issue 5 access passes for the Washington Monument northside walk. Access vehicular access passes have been issued. Due to limited size of the sidewalk permittee should stagger delivery times so that no more than 3 vehicles are on the sidewalks at one time.**

FFF. **PARKING:** Permittee has been issued Green National Mall and Memorial Parks parking passes for the following areas: a. Two (2) Constitution Avenue

The National Park Service cannot guarantee parking. Permittee can use cones or mechanisms to secure allocated parking spaces. Parking or staging vehicles on the turf, flooring or sidewalks is prohibited.

Resource Protection for Parkland (General)

GGG. Pursuant to 36 CFR 7.96(g)(xii), the alteration, damage, or removal of park resources or facilities is prohibited. No holes may be dug and no item, including signs or banners, may be attached to park trees, plantings, benches, fences, light standards, or any other park landscape element.

HHH. No interference with the pedestrian traffic and no blocking of entrances, sidewalks, or driveways is allowed. No impediment to or disruption of vehicular traffic is permitted. All areas are to remain open to the general public at all times. The production company will post signs to detour the general public from event construction areas and direct people to other sidewalks during the event.

III. **No activity associated with this permit can be conducted within the base of the Washington Monument. No set up permitted within the vehicle barrier system.**

JJJ. Throughout the course of the permit, the Permittee will require employees/volunteers, and contractors, to exercise special care and attention to protect the resources of the Washington Monument grounds and its environs. In addition, the Permittee must supervise their contractors, volunteers, and employees during setup and teardown to assure that there is no damage to park resources.

KKK. **The permittee shall require all employees and/or contractors to exercise all normal and reasonable safety precautions and to protect park visitors and property. Suitable devices such as barricades, fences, light towers, etc. necessary for employee and public safety, shall be provided and adequately maintained. Such devices require the concurrence of the NPS Coordinator or designated representative.**

LLL. The Permittee is responsible for providing all necessary equipment/objects to conduct this activity. All equipment must be removed from the park immediately following the conclusion of the event. Items left in the park will be considered abandoned property and will not be the responsibility of the National Park Service.

PERMIT NO:17-0389

ISSUED TO: CATHARSIS ON THE MALL LLC

LOCATION: NORTHWEST QUADRANTS WASHINGTON MONUMENT

GROUNDS, INDEPENDENCE AVENUE BETWEEN 15TH AND 17TH STREETS, 17TH STREET BETWEEN CONSTITUTION AVENUE AND INDEPENDENCE AVENUE, AND CONSTITUTION AVENUE BETWEEN 15TH AND 17TH STREETS

NOVEMBER 6-15, 2017 (6:00 AM – 11:00 PM)

MMM. **No set-up is permitted within the drip-line (root zone area) of trees or other vegetation. Any placement of structures near trees must be approved onsite with NPS representative especially near young trees.**

NNN. **Crate Storage and Bone Yards Prohibited:** Crate storage, bone yards, and staging areas may never be located within turf areas; they must be located on hardscape areas or off-site. Bone yards may not be located on NPS roads. Approved staging locations for pallets must be designated, and used during set up and take down only. Off-site preparation and construction in bone yards may be needed to support this. On-site staging areas are to be used for no more than two (2) days; staging and storage requiring lengths of greater than two (2) days must occur off-site.

OOO. **Cables:** All cables (power, audio, etc) shall be encased in a Yellow Jacket wire troth (or approved equal).
a. **Where a wires/cables path crosses a known road or trail, ADA compliant Yellow jacket or approved equal must be used.**
b. **The troth, where it crosses turf must be place on approved decking. Shifting the troth on a daily basis is needed to avoid damaging the turf.**
c. In a stage situation, cables should be flown over the steel, tied to stage or structure under the stage, and the mix position and not allowed to touch any grass area.
d. Areas not requiring Yellow Jacket Troth but on the turf, the cable shall be laid on two layers of Enkamat and moved every 24 hours.

PPP. **Protective Flooring(decking)** must adhere to the following conditions:

- i. Comprised of single-sided or double sided high density translucent polypropylene. Dirty panels will not be accepted, as translucence is limited by this.
- ii. Not result in turf damage during removal.
- iii. The cavity back (if specified) must have appropriate clearance above crown of grass (not compress the turf, approximately 1.75" to 2.25"); this depends on the time of year and ground conditions.
- iv. Cavity back must have holes for air, light, and water to permeate the product.
- v. No fabric or other obstructions to turf decking covering holes or blocking light will be allowed below the protective decking
- vi. Protective decking will be installed slightly larger than the footprint of the structure and pedestrian pathways to the tent entrance(s).
- vii. **Covering flooring: Carpet and/or vinyl, tarps may be allowed on top of the decking with seasonally defined time restrictions.** Installed no more than one (1) day prior to the event. Therefore, installation after five (5) pm and working through the night to minimize turf coverage time is permitted with approval from the Superintendent's office.

PERMIT NO:17-0389

ISSUED TO: CATHARSIS ON THE MALL LLC

LOCATION: NORTHWEST QUADRANTS WASHINGTON MONUMENT

GROUNDS, INDEPENDENCE AVENUE BETWEEN 15TH AND 17TH STREETS, 17TH STREET BETWEEN CONSTITUTION AVENUE AND INDEPENDENCE AVENUE, AND CONSTITUTION AVENUE BETWEEN 15TH AND 17TH STREETS

NOVEMBER 6-15, 2017 (6:00 AM – 11:00 PM)

QQQ. Protective decking is only permitted to be setup on any turf areas for a:

viii. **MAXIMUM of five (5) DAY with a three (3)day photosynthesis requirement. Meaning the protective decking cannot be covered with staging, tents and/or other blocking materials for more than 3 days.**

ix. **Permittee is required to rotate or remove flooring once the 5 day maximum occurs or the 3 day photosynthesis limit is met.**

Permittee responsible for but not limited to moving the flooring or exhibit to stay within the turf requirements: Abraxas Stage; Our Evolution Banner Tower; the Temple; Two (2) Geodesic Domes; Build HQ tent, matrax pathway and generator,; or any structure placed prior to November 8th ; or any structure that blocks photosynthesis.

RRR. **Staking:** Staking is generally prohibited on the Washington Monument Grounds and unless a utility location is performed by a licensed company. Permittee is responsible for ensuring that underground utilities are located prior to grounding of generators in the northeast quadrant of the Washington Monument grounds. Permittee has indicated that a utility location company will mark utility lines located on the Washington Monument Grounds. Permittee must provide the NPS with a copy of the report prior to staking object into the ground including tent stakes and ground rods. Permittee should avoid all underground utilities. **A utility scan is not required for stakes not penetrating the ground more than 18 inches.**

SSS. **Turf :** The Washington Monument consist of both Level 1 and Level 2 Turf. Level 1 turf includes the western center panel and elliptical area surrounding the Washington Monument (above the barrier wall).

TTT. **Water Ballast:** Water barrel, concrete blocks or similar anchoring devises may also be used to anchor tents and other structures approved for placement on the Washington Monument grounds. If water ballast are used the following conditions apply:

- x. Vehicles are not allowed on turf to place ballasts except where permitted when proper measures are put in place.
- xi. Water from ballast may not be dumped on park grounds. Dumping water on turf areas is prohibited.
- xii. Water ballast and/or concrete blocks must be placed on approved decking or have 4 layers of Enkamat or equalivant and two layers of plywood ¾(ply wood is not permitted to come in contact with turf.
- xiii. Non-freezing, non-staining liquid approved by the NPS (water treated with bio-degradable antifreeze) in plastic containers shall be used as weighing elements.

UUU. **The turf manager will inspect the area for damage after the event in order to determine the extent of turf that will need to be replaced by sod.**

VVV. **Tear-down of the stage and structures should begin immediately following the conclusion of the event unless noted elsewhere in the permit. Unless conditions due to weather would cause tear down operations to damage the turf.**

PERMIT NO:17-0389

ISSUED TO: CATHARSIS ON THE MALL LLC

LOCATION: NORTHWEST QUADRANTS WASHINGTON MONUMENT

GROUNDS, INDEPENDENCE AVENUE BETWEEN 15TH AND 17TH STREETS, 17TH STREET BETWEEN CONSTITUTION AVENUE AND INDEPENDENCE AVENUE, AND CONSTITUTION AVENUE BETWEEN 15TH AND 17TH STREETS

NOVEMBER 6-15, 2017 (6:00 AM – 11:00 PM)

WWW. Setup of any type equipment including but not limited to, staging, tents, bike rack, chairs, bicycle rack, card board recycling or trash containers, exhibits, displays etc. is not permitted on the turf without the approved turf protection flooring.

XXX. Temporary Stages: Temporary stages or stage like structures site must adhere to the following conditions:

- t. All structures must minimize all points that come in contact with the turf grass, structures on the turf should be on a riser with as few points as possible touching the turf, if not on the protective decking, these points should have Enkamat and plywood pads underneath as outlined:
 - i. Each screw jack should have a 16"x16" wooden pad (3/4" plywood)
 - ii. two layers of Enkamat 18"x18".
 - iii. Five day maximum with a 3 day photosynthesis requirement
- u. Scheduling of set up should include efforts to hold off stage skirting installation until last possible moment and removed immediately after the event. This will allow for maximum light penetration and airflow.
- v. Ballasts should be situated on hardscape. If this is not possible, protect turf with four layers of and two layers of plywood (3/4"). Enkamat and two layers of plywood (3/4").

YYY. Chairs, other seating, and other temporary structures will be located on protective decking when applicable. 10 x 10 tents with just folding tables and chairs without a lot of foot traffic or used as a congregation area are excluded from this requirement.

ZZZ. Site maintenance: Permittee must adhere to the following conditions during the setup phase and strike phase of event in order to maintain a tidy worksite:

- w. All screws, fasteners, and ties should be policed during the build and retained during the removal.
- x. They should be made of a non-aluminum or non-plastic material. Cleanup with a magnetic sweeper is required to ensure all fasteners and screws are retrieved.
- y. **Steel, lumber, vinyl, and other construction materials, etc. should not be left on the turfgrass for a prolonged period of time (more than 4 hours).**

AAAA. All necessary precautions as deemed necessary by the NPS shall be taken to prevent damage to underground utilities, and sprinkler systems located throughout the site. Any utilities damage by this work shall be promptly repaired. The north side parallel to the center turf contains an irrigation system permittee should inform drivers that vehicles are not permitted to drive, turn around or straddle this area.

PERMIT NO:17-0389

ISSUED TO: CATHARSIS ON THE MALL LLC

LOCATION: NORTHWEST QUADRANTS WASHINGTON MONUMENT

GROUNDS, INDEPENDENCE AVENUE BETWEEN 15TH AND 17TH STREETS, 17TH STREET BETWEEN CONSTITUTION AVENUE AND INDEPENDENCE AVENUE, AND CONSTITUTION AVENUE BETWEEN 15TH AND 17TH STREETS

NOVEMBER 6-15, 2017 (6:00 AM – 11:00 PM)

BBBB. In the event of significant rainfall permittee should contact Mr. Michael Stachowicz, 202-245-4694 or Marisa Richardson 202-528-9610, to request an inspection of the grounds and approval to drive on turf.

CCCC. In the event of significant rainfall the number of vehicles permitted to drive on the flooring will be reduced. Employee shuttles and other non-essential logistical vehicles will not be permitted to drive on the flooring. If mud seeps through flooring all vehicular traffic especially tractor trailer traffic will cease until the turf manager is consulted. All vehicles should use the 15th Street pull off to facilitate deliveries and pickups.

DDDD. Site Monitoring: The permittee is responsible for additional safety and crowd management and selecting a contract security company to provide 24-hr security of equipment for the event, from installation through load out. Be advised armed security is not permitted at any time.

All services, including, but not limited to VIP access control, VIP protection, and overnight security rounds, must be provided by employees of licensed, incorporated security companies or volunteers. All other security functions must be provided by the United States Park Police. Contracted security firms must meet the following criteria:

- All security personnel must be unarmed.
- Contractor must provide appropriate insurance.
- All contracted security personnel must possess a current District of Columbia Security Guard License.
- All contracted security personnel must wear proper uniforms, and identification, and display a professional and display a professional and courteous attitude.
- Contractor must have the ability to supply additional personnel as required.
- Contractor must attend scheduled briefing and operational meetings.
- Contractor must abide by all relevant laws and rules of conduct.

Permittee indicates that Catharsis staff members and/or volunteers will serve provide the above mentioned services.

EEEE. Screenings: Catharsis will screen 2016 Equal Mean Equals documentary in Shiftpod tents and/or on an outdoor screen on Friday and Saturday evenings. Images cannot be projected on the Washington Monument.

FFFF. Overnight Security: Permittee will be responsible for providing overnight security. Individual(s) must be **properly identified and unarmed**. Permittee must contact Sgt. Erich Koehler and/or Sgt. Pangretic , USPP, 202- 610-7092, to finalize all security logistics. Volunteers and staff members will provide overnight security

PERMIT NO:17-0389

ISSUED TO: CATHARSIS ON THE MALL LLC

LOCATION: NORTHWEST QUADRANTS WASHINGTON MONUMENT

GROUNDS, INDEPENDENCE AVENUE BETWEEN 15TH AND 17TH STREETS, 17TH STREET BETWEEN CONSTITUTION AVENUE AND INDEPENDENCE AVENUE, AND CONSTITUTION AVENUE BETWEEN 15TH AND 17TH STREETS

NOVEMBER 6-15, 2017 (6:00 AM – 11:00 PM)

GGGG. Permittee is not permitted to setup equipment in the turf restoration area of the Washington Monument, which is delineated by black fencing.

Additional Filming Conditions

HHHH. All equipment must be portable and self-contained with all stands using rubber tips or matting as a base. All cables must be covered so as not to present a tripping hazard.

IIII. Filming /photography cannot interfere with public visitation or other permitted activities. All areas must remain open to the public at all times. No disruption or impediment of visitor/pedestrian traffic flow allowed. Sidewalk, building entrances road ways cannot be blocked at any given time. Pedestrians cannot be redirected nor stopped in order to capture scenes.

JJJJ. Any camera jibs must have ten-foot bike rack perimeter.

KKKK. **Chainsaw Portraits: is permitted to use fiberglass window screen mesh to catch sawdust and woodchips.** The artist will need to follow the "NCR Outdoor Event and Tent Requirements" for propane use or storage

- a. Propane cylinder (LPG) will need to be secure
- b. No storage of propane on site
- c. A portable fire extinguisher will need to be available, minimum rating, 30BC
- d. Maintain all combustible material, away from the propane, at least 10 ft

Portraits cannot be offered for sale or donation.

Bonfire/ Ceremonial Fire Conditions

LLLL. This permit authorizes the One (1) ceremonial burn consisting of 25 memorial wheels the burn site cannot exceed 5' x 5' x 5' and is pursuant to the following fire, life safety guidelines:

MMMM. **Bonfire/Ceremonial Fire:** A bonfire is an open burning fire, constantly attended outdoor fire utilized primarily for ceremonial purposes that has a **maximum fuel area of 5 feet in diameter by 5 feet in height.** Permittee is responsible for providing a site plan that depicts the proposed location of the bonfire/ceremonial fire, the location of all utilities such as gas meters and overhead power lines, and the location of the two closest fire hydrants and all fire department access routes.

NNNN. **Fire Safety Requirements: The ceremonial fire must adhere to the following requirements:**

- z. Maximum of one (1) bonfire per day may be approved
- aa. Maximum fuel area of 5 feet in diameter and 5 feet in height**
- bb. Minimum distance to structures, 50 feet
- cc. Minimum distance to any woodland, 150 feet
- dd. Minimum audience separation from the bonfire, 4 x the flame height, as designated by NPS staff

PERMIT NO:17-0389

ISSUED TO: CATHARSIS ON THE MALL LLC

LOCATION: NORTHWEST QUADRANTS WASHINGTON MONUMENT

GROUNDS, INDEPENDENCE AVENUE BETWEEN 15TH AND 17TH STREETS, 17TH STREET
BETWEEN CONSTITUTION AVENUE AND INDEPENDENCE AVENUE, AND CONSTITUTION
AVENUE BETWEEN 15TH AND 17TH STREETS

NOVEMBER 6-15, 2017 (6:00 AM – 11:00 PM)

ee. Maximum duration, 3 hours

- ff. The bonfire shall be constantly attended until completely extinguished
- gg. A minimum of two 2 ½ gal. pressurized water extinguishers or two 4-A rating portable fire extinguishers, or a garden hose or water truck shall be available on site.
- hh. Burn only dry, well-seasoned firewood or similar clean burning wood and ignite with small quantity of paper.
- ii. Combustible or flammable liquids, or other hazardous materials, shall NOT be used to aid the ignition of the bonfire, open burning or recreational fire.
- jj. Permits will be issued after a satisfactory site inspection.
- kk. Periodic spot inspections and additional safety precautions shall be directed by the NPS staff, AHJ or local fire department personnel
- ll. **Post-Burn Requirements.** Verify the bonfire is completely extinguished 30 minutes after the controlled burn has been completed

OOOO. Permittee will establish the perimeter with twenty (20) fire perimeter team members, caution tape and safety fence. Fire perimeter team members will be identified with safety vest, whistle and badge. Permittee is required to have at least one (1) fire team member located in the grove of Cherry Trees.

PPPP. The permittee is authorized to use only liquid paraffin as an accelerant to light the memorial wheels; no other accelerant is permitted to be used. Fire dancers are permitted to use Coleman Camp Fuel only as an accelerant.

QQQQ. Fuel is not permitted to be stored onsite.

RRRR. Fuel for the bonfire should consist of seasoned dry firewood and other untreated wood products. No pressure-treated or chemically-treated wood may be used.

SSSS. Potential severe weather (i.e. thunderstorms, intense rain, hail, etc.) or steady winds of 15 mph or higher, or gusts of wind that exceed 20 mph may delay or cancel the burn portion of the event. Weather conditions will be monitored by NPS and Permittee on a continuous basis beginning at least three (3) hours before the scheduled start. If wind speed increases to a dangerous level or weather conditions deteriorate after the temple burn is started, NPS consulting with Fire Marshal and Permittee may elect to extinguish the fire to protect the public and area property.

TTTT. All ash, hardware and debris associated with the temple burn must be cleaned up and removed from the site.

UUUU. A secure perimeter either human or barricade of at least 7' must be placed around Fire Dancers. Fire dance will take place 10' from perimeter edge.

PERMIT NO:17-0389

ISSUED TO: CATHARSIS ON THE MALL LLC

LOCATION: NORTHWEST QUADRANTS WASHINGTON MONUMENT

GROUNDS, INDEPENDENCE AVENUE BETWEEN 15TH AND 17TH STREETS, 17TH STREET
BETWEEN CONSTITUTION AVENUE AND INDEPENDENCE AVENUE, AND CONSTIUTION
AVENUE BETWEEN 15TH AND 17TH STREETS

NOVEMBER 6-15, 2017 (6:00 AM – 11:00 PM)

VVVV. **Burn Pad Composition:** 10' x 10' Main Pad consists of a grid of cinder blocks with a 9-piece steel flooring assembly engineered to be a burn pad.. There will be corrugated steel on top of the steel flooring and underneath it.

WWW. Contact Park Ranger Marisa Richardson or Mr. Leonard Lee, National Park Service, at (202) 245-4715, with questions or to discuss additional information regarding logistical setup.

XXXX. **The following Park Rangers will serve as monitors during the event:**

- a. **Martin Torres (202) 603-9499**
- b. **Betsy Buchanan 202-603-9491**
- c. **Marisa Richardson (202) 528-9610**

A. Contact Sgt. Erich Koehler and Sgt. Ryan Pangretic ,United States Park Police, at (202) 610-7092, with questions concerning police procedures or logistics.

A complete and legible copy of this permit must be retained on-site by the Permittee at all times while operating under the authority granted.

PERMIT NO:17-0389

ISSUED TO: CATHARSIS ON THE MALL LLC

LOCATION: NORTHWEST QUADRANTS WASHINGTON MONUMENT

GROUNDS, INDEPENDENCE AVENUE BETWEEN 15TH AND 17TH STREETS, 17TH STREET
BETWEEN CONSTITUTION AVENUE AND INDEPENDENCE AVENUE, AND CONSTITUTION
AVENUE BETWEEN 15TH AND 17TH STREETS

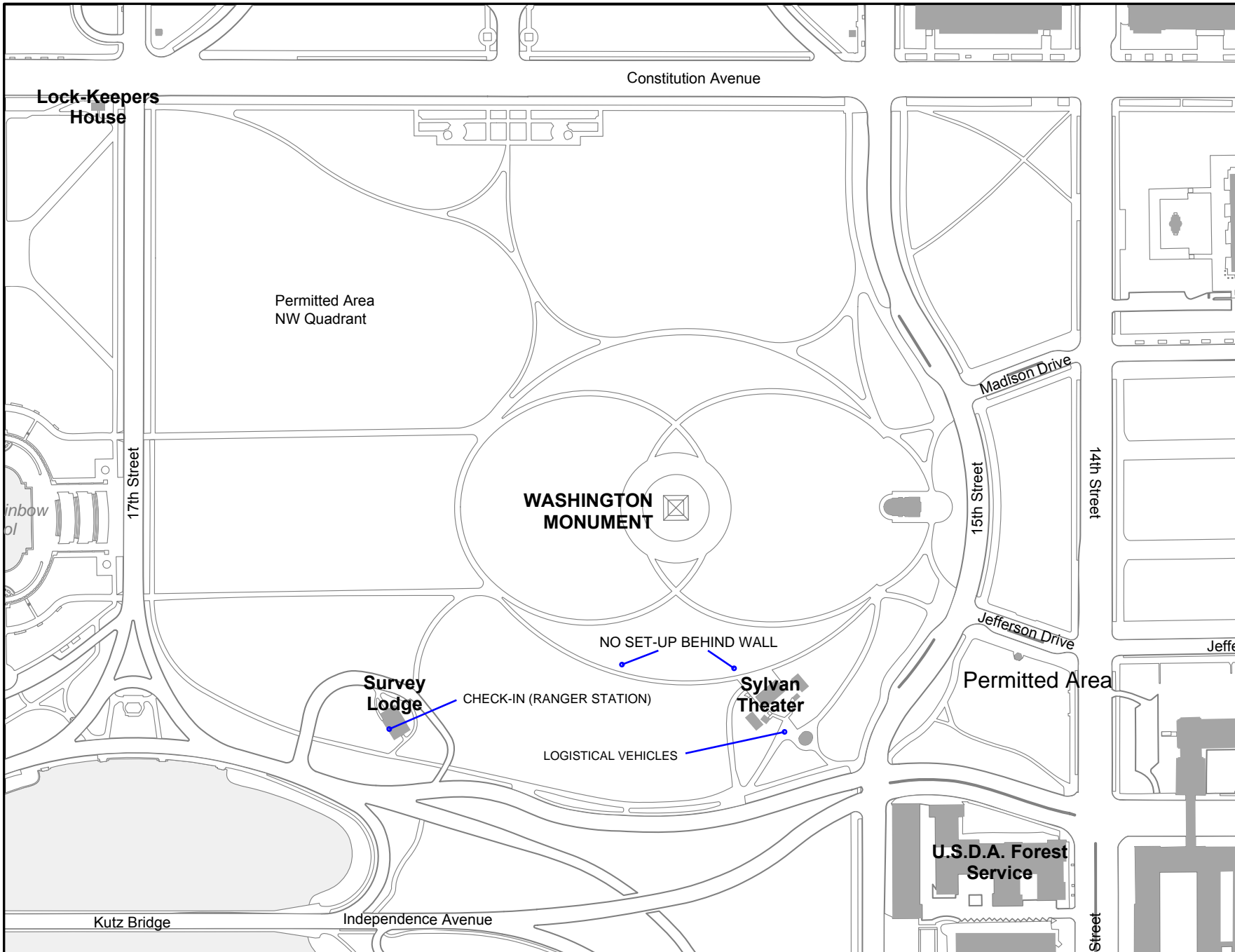
NOVEMBER 6-15, 2017 (6:00 AM – 11:00 PM)

3. All laws, rules and regulations applicable to the area covered by this permit remain in effect.
4. No fee may be collected, donation solicited, or commercial activity conducted. No items may be sold or offered for sale except for books, newspapers, leaflets, pamphlets, buttons and bumper stickers which contain a message related to your demonstration or special event. No other merchandise may be sold or offered for sale. **A stand or structure used for the sale of permitted items may not exceed one table per site, which may be no larger than 2 1/2 feet by 8 feet or 4 feet by 4 feet. The dimensions of the sales site may not exceed 6 feet wide by 15 feet long by 6 feet high.**
5. The area should be left in substantially the same condition as it was prior to the activities authorized herein, and all litter shall be placed in the trash containers provided.
6. This permit is applicable only for the use of the area designated above, and during the times designated above, or in any area as may hereafter be designated by the United States Park Police.
7. The use of sound amplification equipment, other than hand-portable sound amplification equipment to be used for crowd control purposes only, is prohibited on the White House Sidewalk (South 1600 Pennsylvania Avenue, NW, sidewalk between East Executive Avenue and West Executive Avenue). All sound amplification equipment shall be limited so that it will not unreasonably disturb nonparticipating persons in, or in the vicinity of, the area.
8. The National Park Service reserves the right to immediately revoke this permit at any time should it reasonably appear that the public gathering presents a clear and present danger to the public safety, good order or health, or if any conditions of this permit are violated.

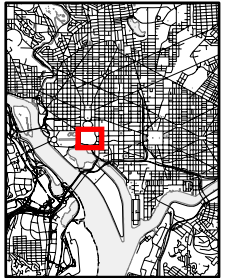
Bob Vogel
Regional Director
National Capital Region



By:
Robbin M. Owen
Chief, Division of Permits Management
National Mall and Memorial Parks



- Building
- Water

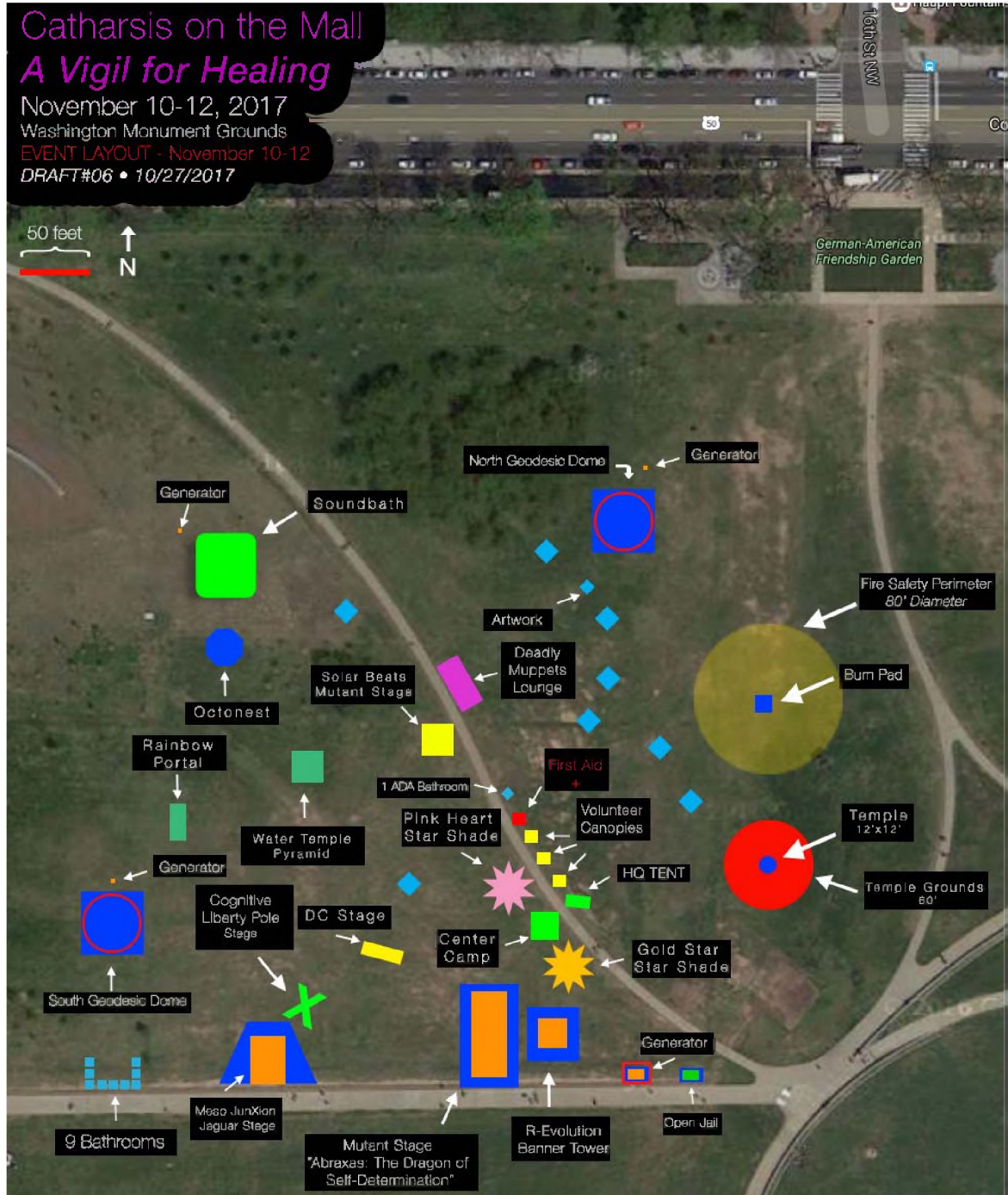


DESIGNED:	SUB SHEET NO.	TITLE OF SHEET	DRAWING NO.
DRAWN: BC		WASHINGTON MONUMENT GROUNDS	
TECH REVIEW:		NATIONAL MALL & MEMORIAL PARKS NATIONAL PARK SERVICE WASHINGTON, DC	
DATE: 7/14/2005			PKG NO. SHEET 1 OF 1

Site Layout for November 7:

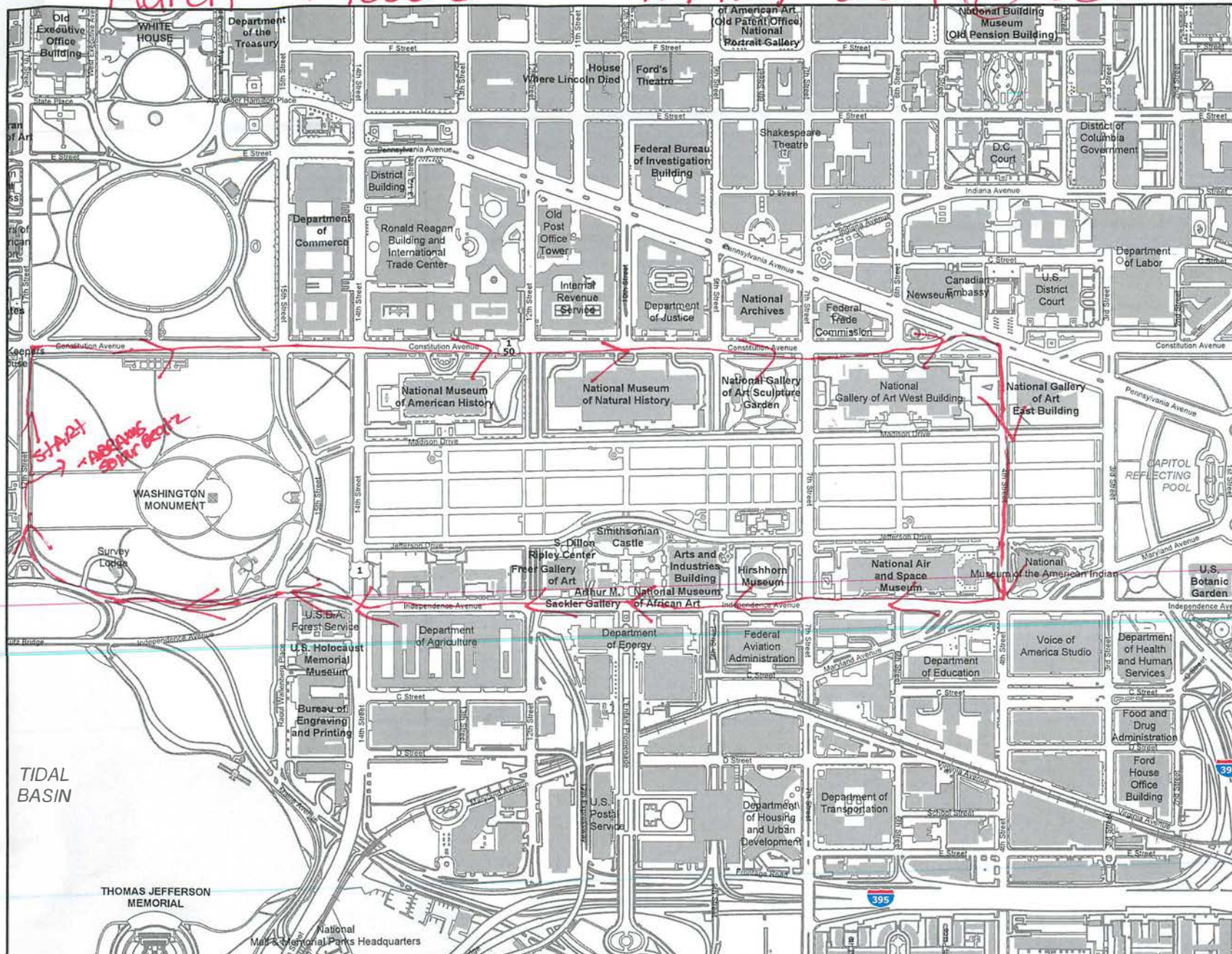


Site Layout for November 10-12:



March Route

11/12/2017 @ 630 AM




DESIGNED:	SUB SHEET NO.	TITLE OF SHEET	DRAWING NO.
DRAWN: BC		THE MALL AND WASHINGTON MONUMENT GROUNDS	
REVISION:			
DATE: 9/3/2010		NATIONAL MALL & MEMORIAL PARKS NATIONAL PARK SERVICE WASHINGTON, DC	PKG NO. 1 SHEET 1 OF 1

Saturday, the Memorial Wheels will be transformed into ash with fire.

This space includes a main center structure, a fence, and a courtyard. It will be lit with rechargeable LED tea lights inside wooden lanterns. The Temple design will allow most light to pass through its open structure and layout. It will be welcoming to all.

As requested by NPS in the October 19, 2017 meeting, we propose to put matrax down on the inside sections of the temple where people will be congregating, and in the main entrance walkway (4 ft x 20 ft), but not under the support posts. Per the request from NPS, underneath each of the twelve support posts will be a 16" x 16" plywood and enkamat pad.



Installation Dimensions: 60' diameter, includes the temple, fence, and courtyard

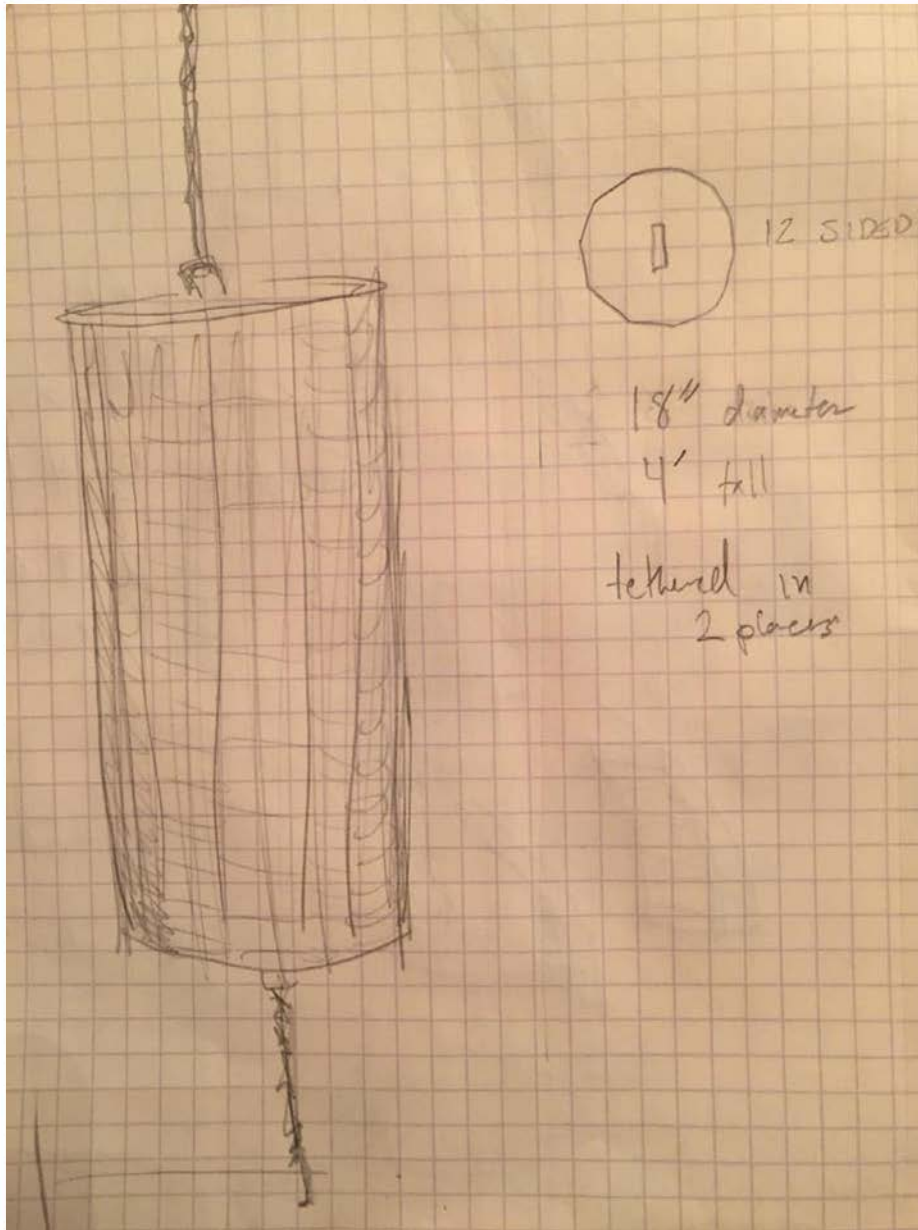


Temple Dimensions: 12 diameter x 12' height

Materials: dimensional lumber (2x4, 2x6, 2x12), plywood, ferrous hardware

- No pressure treated material, all wood materials purchased at lumber specialist

Memorial Wheels: There are memorial wheels inside the temple structure that people are invited to write on. They are removed from the Temple and burned on Saturday night. They are 1' diameter round and 4' tall. They hang from the spaces between the Temple colonnade and in the courtyard. The wheels are 12-sided and made of wood. They are hung with natural rope and metal. <the image lists them as being 18" but they are 12">



Video documentation of Temple of Rebirth controlled burn ceremony led by Michael Verdon, at Fire Base Lloyd in Delaware on May 28, 2017. https://youtu.be/FBX_dsBvXFA

Water Temple Pyramid



This mobile installation has travelled the U.S. this summer sparking conversation in public squares across the country, creating and holding space for honoring the water.

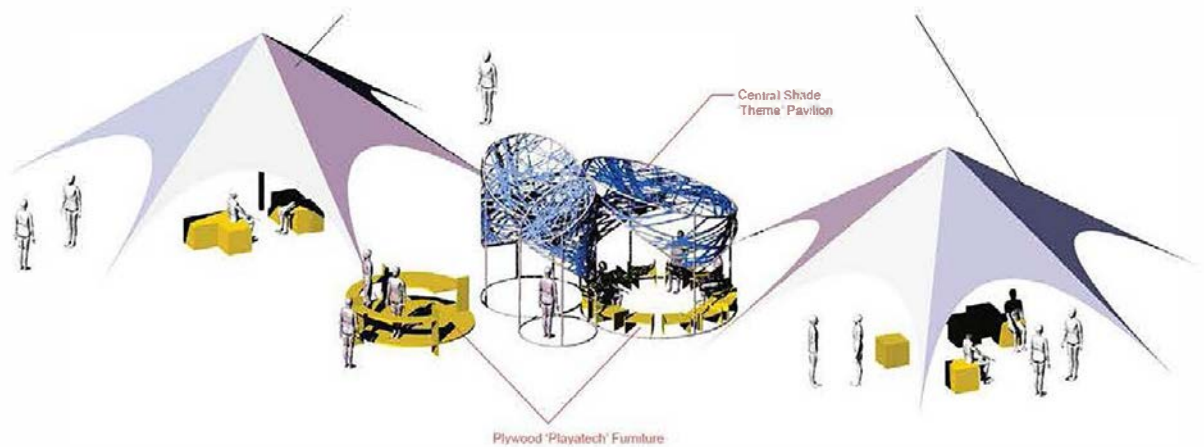
Dimensions: 20 ft W x 20 ft L x 15 ft H

Materials: Wood, canvas, cord, a suspended gong. Does not require staking or block photosynthesis. Will use Enkamat and plywood squares on corners under base wood to keep off turf. Can be unloaded from pathway and assembled without heavy equipment.

More Information: <https://spark.adobe.com/page/Q2iikfQgtKVbp/>

Contact: Mary Frisbee of Future Clear / (b) (6)

Catharsis Center Camp



POWER SPECIFICATIONS: We provide all the clean, solar energy we need to function as an art piece/experience.

- Maximum Output: 3.3 kW (30A @ 110VAC)
- Max Output (DC Bypass) 6.5kW (60A @ 110VAC)
- Direct Solar Output: 3.5 kW (22A @ 48VDC)
- Battery Life: 12 hrs @15A, 6 hrs @ 30A
- Customizable/Expandable Power Option using mobile solar trailer (Available to 120A @ 110VAC)

SOLAR/POWER:

- 18 – 230 Watt Helios 6T PV modules (USA)
- 48VDC 440 Ah Battery Bank
- Outback Power Flex One Power Management
- 30 Amp 110V/220V service
- Backup 7,000 Watt biodiesel generator

AUDIO:

- 2 – QSC KW153 1,000 Watt Loudspeakers
- 2 – QSC KW181 1,000 Watt Subwoofers
- 2 – QSC K12 1,000 Watt Monitors
- Mackie 24 Channel Console
- (QSC's KW153 was nominated for Music & Sound Awards' Best Speaker of 2010)

LIGHTING:

- 4 – LED Color Rails
- 4 – Color Splash LED
- 2 – Circus
- 2 – Sweeper LED
- 2 – LED Techno Strobe RGB
- 1 – Gobo Zoom
- 1 – Bubble King

Contact: Annie Coleman, (b) (6)



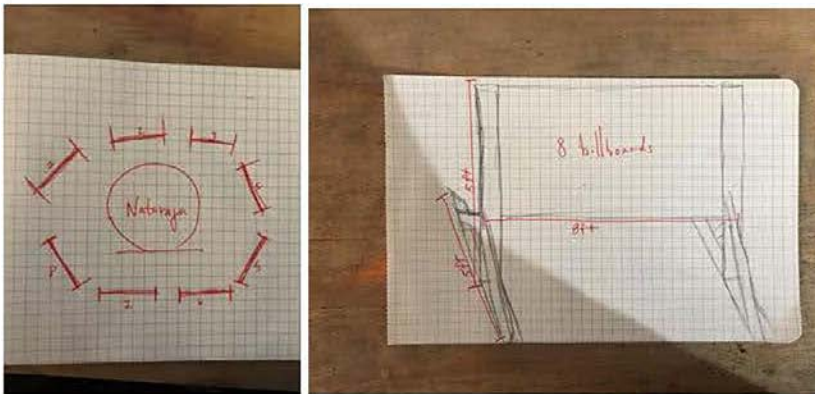
3rd Space Place Discussion Space

A true "third space" is a welcoming, easygoing retreat where friends and strangers alike are made welcome. 3SP (Third Space Place) began as a Burning Man camp designed to promote the Principles of radical inclusion, gifting, radical self-expression, communal effort, participation and



The Pride Boards were created to bring awareness of our gender and sexual expressions and how they have been repressed and oppressed by society and cultural norms. If we understand humans to be diverse and fluid, our gender expression should also be fluid and forever adapting as we live our lives day-to-day

The Rainbow Portal will be serving as an interactive art piece and also space for the Gender Dialogue. We want to create organic dialogue amongst participants by giving experiential learning and storytelling from the facilitator about their lives and how gender has affected their relationships with others and relationships with themselves.



Billboard support frame detail.

Contact: Natalie de Leon (b) (6)



Dimensions: 20' x 20' x 13'H (peak), 6.6'H (side)

The Octonest will utilize 16 Matrax panels (16'x16') to provide turf protection for the playatech couch. The canopy utilizes 8" stakes on each of the vertical support beams. It will have a maximum capacity of 30 individuals.

Contact: Ann Phillips (b) (6)



The Open Jail

This interactive space will never lock or close. The open jail is place for conversation about people going through confinement of a loved one. The top is chalkboard will have various messages through the demonstration, also part of the sculpture will be the "AllSphere LED light system" that was at Catharsis last year and symbolizes sacred geometry.



The AllSphere is made with steel cable, LED lights inside translucent plastic tubes. The dimensions are 109" inches by 109" from tip to tip. The Open Jail will be placed on 12 Matrax panels on Wednesday, November 8.



Contact: Adam Eidinger, (b) (6)

The "Soundbath" Inflatable Igloo

The soundbath "igloo" is a 1000 cm (~32 ft) diameter inflatable dome. It has two large open entrances about 7ft x 7ft. Fully inflated the walls are about 2 feet thick, which I calculated to about 3 lbs / sq ft of pressure on the turf - negligible. It is filled with regular air. It should be far away from any flame / heat source but nonetheless I believe it is made from PVC Tarpaulin material, which meets several flame retardant certifications as described on the [manufacturer's website](#). It will be installed from Friday early AM - Sunday (3 days). It will follow the same regulations as our other domes in terms of emergency lighting and fire extinguishers. The igloo will be anchored with 18 individual 18" rebar hooks.



Deadly Muppets Lounge is designed as a place to chill, share and build community. The interior of the lounge is very sensual and relaxing and it has a very homey and mysterious feel to it with its rich jewel tone cushions, psychedelic tapestries, hanging lanterns, Persian rugs, marble tables and an impressive collection of lava and glitter lamps décor. In the lounge, participants are able to enjoy good company, music and sharing their experiences with one another.

The Liberty Pole

In addition to the previously stated items we will include a 25-foot aluminum OSHA approved flagpole to be referred to as the "Liberty Pole." The pole will be kept vertical in a 12 ft x 12 ft wide "X" patterned base with wood seating 2.5 ft off the ground hiding the base. The base consists of 2"x6" wood and held together with wood screws, ½" lag bolts and 500 lbs ratchet straps. LED lights rope will light the entire perimeter and be on the pole. The aluminium pole will be tied down to a 4 foot high pole slot in the center of the "X" base and feature a fabric Liberty cap on top of the pole.



Pride Community Liberty Pole

Features a wood frame pole base made from 2x6 inch 6 foot "right angles held together with three 500lb capacity ratchet straps and four playa tech benches made from $\frac{3}{4}$ inch plywood. Inside the base is a 25 foot OSHA approved aluminum pole which is tied to the base (not pictured), atop the pole is a Liberty Cap. We do not believe the Pride Pole requires matrax and will be on turf for less than 3 days.

Geodesic Domes (2 Metal Domes)

2 metal geodesic domes to be used for speakers, performances, music, visual art, and a gathering space. The dome is 30' in diameter and 15' tall at the center. The dome manufacturer's website with additional information can be found [here](#). We plan on covering the dome with vinyl tarp covering in case of rain (as seen in the first photo, below). The vinyl covering can be viewed [here](#). We have the option to put a 60'x 40' vinyl covering on the floor of the dome. This provides additional protection from people's shoes and feet on the grass.

To protect the turf beneath the domes, we will place Enkamat or similar padding squares underneath the edges of the domes that touch the turf. We will also place square blocks of wood (2x4s and/or 4x4 pieces of lumber) underneath the edges of the structure to prevent it from digging into grass.

Pictures of the actual domes we will be using are found here, below:



True Mirror Experience

A 30 foot wall of True Mirrors that reflect people as they are, without reversing left and right. Within the new reflection is a doorway to the true self, full of light and life. Healing can occur because seeing is believing; our true nature is a beautiful thing. See <http://www.truemirror.com/>

Contact: John Walter (b) (6)

Hanging Balls

A 8' cube of hanging shiny silver balls lit in blue. Simple, joyful, engaging. **Contact:** Ursula Sadiq, (b) (6)

Demonstration Art Pieces and "Tentstallations"

Additional small demonstration "tentstallations" will be set up to inform the participants about various issues related to the drug war. In addition, we have invited other artists to display their thematic art. Below are pictures of the tentstallation structures and example of art to be displayed:

Consumer camping tents



8 SHIFTPOD tents would be used throughout the vigil. Manufacturer website here:
<https://store.advancedsheltersystemsinc.com/>

Canopy Tents (10x10s and 10x20s)




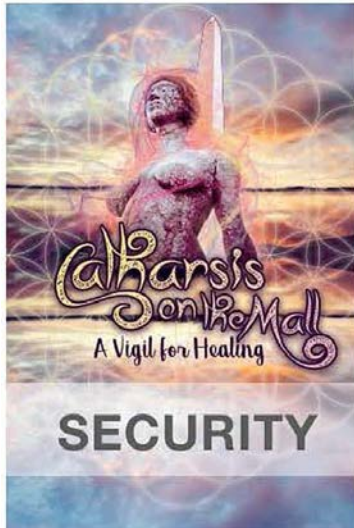
Artwork (by Quest Skinner) on display (hung or on stands)

Denise Lozano (b) (6)

Charles Planke (b) (6)

Additional volunteers will be provided closer to the start of Catharsis on the Mall.

The main identifying staff credential for Catharsis volunteers will be a visible "VOLUNTEER" and "SECURITY" badge (design below). Catharsis event staff will wear red and gold Phrygian hats like on the seal of the US Army and Senate to be easily found in the crowd by NPS.



Badge for Vigil Ceremony Staff:



Vigil Burn Ceremony Timeline:

On the evening of Saturday, November 11, 2017, we will begin preparing the Temple for the burn ceremony. Rain or shine, this event will occur. Only high winds would cause a hold on the ceremony.

7 PM - Establish the burn ceremony perimeter. 60' diameter perimeter around burn site is established with caution tape. Create burn platform. Badged access only. (6) Perimeter personnel are placed.

Light ceremonial fire on south side. This ceremonial fire is an elaborate-looking-torch with paraffin (tiki fuel with no citronella) inside the perimeter by 6'.

There is a main access point that is on the south side of the perimeter that is 15' wide. This faces the pathway for vehicle and burn-team access. It will be kept clear of audience members for the duration of the ceremony.

Fire Shin, Kyle Rasmussen, Lead of the fire conclave, arrives with the ceremonial fire dancers. There are 40 ceremonial fire dancers, "dancers." They are trained and have performed in Maryland, Washington DC, Virginia, and Nevada. There are 10 fire-safeties, "safeties," each with a fire retardant blanket (Duvateen) who will each watch 4 dancers. The dancers and safeties will be wearing natural (cotton, etc) fabrics with matching outfits which do not melt and have a higher autoignition temperature.

A 3 container fuel-station will be set up by the "Fuel Maven." The Fuel Maven will monitor the fuel station during the duration of the ceremony. No open flames or smoking will be allowed within 20'. The Fuel Maven will monitor the area and oversee the fueling of all tools. The fuel being used to light the tools is Coleman Camp Fuel. This "fuel station" will be located on the south side of the perimeter. The fuel station is a metal container placed on the ground with the fuel, in its legal container, and drip-containers.

The dancers use tools that are steel and kevlar-wicking soaked in Coleman Camp Fuel. They use secondary drip-containers to ensure no fuel soaks the ground. They fuel each dance tool 10-minutes prior to performance at the fuel station.

8:00 PM - (20) Fire perimeter members (who are badged and wearing orange safety vests) will get into position around ceremony perimeter, evenly spaced out every 15'. They will be our eyes and eyes for problems and potential safety hazards. 3 Perimeter leads with ABC fire extinguishers will be spaced evenly in the perimeter. All perimeter team members will be provided whistle.

8:00 PM - Build fire stacks on the burn pad with the altar parts, wheels, blocks, decorative safety fuse, trays, bowls, herbs, and flowers

8:30 PM - The fire dancers begin their ceremonial dance. This dance takes place 10' from the perimeter edge. The fire safeties stand 7' from the dancers towards the structure. Performers light their tools from the ceremonial torch on the south side of the perimeter.

When a safety notices anything going wrong (example: dancers clothing catch on fire), they call it out loud to alert the performer. "Sean, your clothing is on fire, left leg." The safety waits for Sean to stop dancing and then moves in. Often, Sean will be able to put out the fire on his own. If a safety moves in the dancer raises their tools and safety applies the blanket to the area on fire. Dancers' tools are extinguished through use, running out of fuel, or devateen. The dancers sit in a line along on the south side perimeter along the diameter line after their performance.

9 PM - Final fire dancer lights fire tool, steel and Kevlar wicking soaked in a small amount of Coleman Camp Fuel, held by Michael Verdon. The Fire Marshall representative, Michael Verdon, and one person carrying a fire extinguisher will approach the burn pad to light the sacred fire. A safety with devateen will be standing by in emergency case and to put the fire out after the fire is lit. Dustin Smith on stand-by in Fire Protective suit to contain the fire in Dustin will also monitor any debris and the park grass.

9:18 PM - Climax of live fire event.

9:45 PM - Fire at below 3' and no longer a toppling hazard

9:45 AM - Once the objects being burned are under 3' tall we will open the perimeter for participants to approach within 10' of the fire. The Fire Safety Team will continue monitoring the fire. Fire Safety Team will begin raking coals to ensure even and complete burning. People walk in a circle around the fire together once the perimeter is reduced in size. People will be allowed to get closer to the fire at this time and be warmed by its heat. This is a critical part of the burns success. Due to the spiritual nature of this fire, its smaller size, and continually monitored perimeter, we believe there is low risk for incidents.

Equipment:

Caution tape

(24) 3' foot-tall posts for safety perimeter

Safety vests, badge, and whistle for Fire Perimeter Team - 20 sets

(2) ABC Extinguishers

(1) Water Extinguisher

(1) Magnetic Roller 36"

(1) Metal Rakes

(1) 10' Pike

(1) Metal shovels

- (1) Steel Drums
- (1) pair Fire Gloves

Egress/Clean-up Summary:

Corrugated steel will be placed under the object and extend beyond the platform to catch all wood and ashes.

When the structure has collapsed and the fire is lower than 3', we rake the fire to minimize its size and contents further.

After the ceremony the corrugated pieces will be removed, a magnetic roller will be used to remove hardware, and the ashes will be emptied into steel drums.

The grass surrounding the burn platform will be raked and cleaned for any debris.

Steel drums moved with 700 lb dolly to truck for removal.

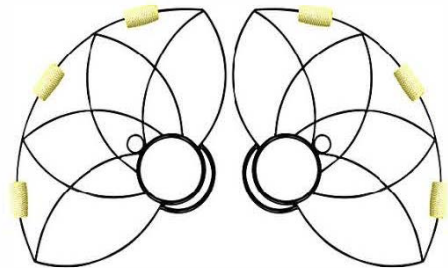
The removal will begin and be completed on Sunday, November 12, 2017.

Ceremonial Fire Dancers

Fire Tool Examples:

Fire Fans: Steel and Kevlar Wicks:

- <http://www.homeofpoi.com/>



Fire Poi: Steel and Kevlar Wicks:

- <http://www.homeofpoi.com/>



Fire Staff: Steel, aluminium, and Kevlar Wicks:

- <http://www.trickconcepts.com/Fire-Staff-Standard-P1763C11.aspx>



DC Area Fire Performers Dance Video Sample:

- https://www.youtube.com/watch?v=KQK3Q008_uQ



United States Department of the Interior

NATIONAL PARK SERVICE

National Capital Region

1100 Ohio Drive, S.W.

Washington, D.C. 20242

IN REPLY REFER TO:

PUBLIC GATHERING PERMIT AMENDMENT A

Permit: 17-0389

Date: November 6, 2017

In accordance with Park Regulations as contained in C.F.R., Title 36, Chapter 1, Section 7.96, permission is granted to conduct a public gathering to the following:

Person(s) and/or Organization(s): Catharsis on the Mall LLC

Dates(s): Friday, November 6, 2017

To: Wednesday, November 15, 2017

Time: Starting: 6:00 am

Ending: 11:59 pm

Location(s):

Washington Monument Grounds--NW Quadrant

Purpose: First amendment political and spiritual demonstration: including speakers, ceremonial temple burn, and march, staged for the purpose of promoting healing and raising awareness for a host of issues concerning indigenous rights.

Anticipated Number or Participants: 1500

Person(s) in Charge: Robert Haferd

Address(es): (b) (6)

Phone Number: (b) (6)

Mobile Number:

On-Site Contact: Josh Carroll

Mobile Number: (b) (6)

This permit is granted subject to the following conditions:

1. Permittee and all participants authorized therein must comply with all of the conditions of this permit and with all reasonable directions of the United States Park Police.
2. All sidewalks, walkways, and roadways must remain unobstructed to allow for the reasonable use of these areas by pedestrians, vehicles and other park visitors.

THIS PERMIT HAS BEEN AMENDED TO REFELCT ADDITIONAL ARTWORK DESCRIPTIONS AND CLARIFICATION OF FLOORING MOVEMENT. IT SUPERSEDES THE PERMIT ISSUED ON 11.5.2017. PERMITTEE IS RESPONSIBLE FOR READING AND ADHERING TO ATTACHED ADDITIONAL CONDITIONS.

PERMIT NO:17-0389 AMENDMENT A**ISSUED TO:** CATHARSIS ON THE MALL LLC**LOCATION:** NORTHWEST QUADRANTS WASHINGTON MONUMENTGROUNDS, INDEPENDENCE AVENUE BETWEEN 15TH AND 17TH STREETS, 17TH STREET BETWEEN CONSTITUTION AVENUE AND INDEPENDENCE AVENUE, AND CONSTIUTION AVENUE BETWEEN 15TH AND 17TH STREETS

NOVEMBER 6-15, 2017 (6:00 AM – 11:00 PM)

Activity Overview: Catharsis on the Mall LLC will conduct a 72 hour vigil in the northwest quadrant of the Washington Monument Grounds as part of a first amendment demonstration. The purpose of the demonstration is to “promote healing, equal rights for women, LGBTQ and gender nonconforming people, and catharsis for victims of oppression. In addition, the event will feature speakers, media and art installations drawing awareness to a variety of policy issues, promoting peace, sensible policies and clinical research.” Elements of the vigil include live music, speeches, yoga, cathartic dancing workshops, panel discussions, movie screening, art exploration, a fire ceremony featuring a fire dancers and a march around the Mall.

Timeline Overview (see attached for detailed timeline)

VOLUNTEERS AND VIGIL ORGANZIERS WILL BE PRESENT ON PARKLAND FOR THE DURATION OF ACTIVITIES INCLUDING SETUP AND STRIKE OF THE EVENT.

EQUIPMENT LIST**General Equipment ***

Up to 7,500 square feet of clean Matrax flooring

8 OSHA approved propane heaters due to expected cold weather during our event.

10 portable restrooms

10 Small consumer grade electric heaters

8 Shiftpod tents

15 shelter "tentstallation" canopy tents and camping tents of various sizes education installations.

60 folding and camping chairs

6 8x8 Plywood seating "couches"

5-10 10' x 10' or 10' x 20' Pop up canopy tents for organizers

2 10' x 30' canopy tents for organizers and welcome station.

20 8 foot tables for materials

80 LED 10-50 watt lights for dome and pop-up/canopy shelter lighting

15 LED 250 watt equivalent work lights and to be used with gels for low light a night

4 Camera Tripods for documentary crew and expected media

5 Car Batteries with Inverters in battery box for Liberty pole lighting, tentstallations

8 floor tarps and accompanying rugs for domes.

4-8 ABC Fire extinguishers

4 Burn perimeter posts

4 work ladders

8-12 Signs (2ft x 4ft or smaller) that comply with staking limitations

800 feet Rubber coated Rainbow Rope lights for lighting Matrax edges

Stihl MS193 Chainsaw

Handheld propane roofing torch

2 Battery Powered Light towers

100 Pedestrian Barricade Fences

500' 1/4in x 4' x 100 ft Orange barrier fence

PERMIT NO:17-0389 AMENDMENT A

ISSUED TO: CATHARSIS ON THE MALL LLC

LOCATION: NORTHWEST QUADRANTS WASHINGTON MONUMENT

GROUND, INDEPENDENCE AVENUE BETWEEN 15TH AND 17TH STREETS, 17TH STREET
BETWEEN CONSTITUTION AVENUE AND INDEPENDENCE AVENUE, AND CONSTITUTION
AVENUE BETWEEN 15TH AND 17TH STREETS

NOVEMBER 6-15, 2017 (6:00 AM – 11:00 PM)

Generator (65 KVA)

Cable ramp

Enkamat

Breakout boxes (temporary circuit breakers)

1 Honda 5400 Watt Generator

2 Honda 6500 Watt Generator

1 Honda 1600 Watt Generator

10 Projectors

24' x 14' x 26' Scaffolding with canvas artwork

Camp stove

2- 10'x10'10' metal cubes (made of metal)

16 Metal light stands

Various sound systems consisting of 2-1000w subwoofers, speakers of various wattage (14-500w speakers)cables,
microphones, speaker stands, DJ mixers, controllers and computers

Abraxas sound system (20kW)

Various tent decorations: lights, sign, art, lava lamps, carpets

TV

*Turf requirements if applicable apply

Heavy Equipment

5500LB 19' Shooting Boom Forklift

Solar Light Tower

Ceremonial Burn Equipment

12 x 12 Temple with courtyard and benches (not burned-display only)

(25) Memorial wheels (to be burned)

(4) Offer trays (9' x 6' x 3'')(to be burned)

Flowers, herbs, trays, bowls

Paraffin (tiki fuel)

Coleman Camp Fuel

Caution tape

(24) 2x2 4 foot-tall posts

Safety vests, badge, and whistle for Fire Perimeter Team - 20 sets (4) ABC Extinguishers (1) Water Extinguisher (1) Magnetic
Roller 36"

(1) Metal Rakes

(1) 10' Pike

(1) Metal shovel

(2) Steel Drums

PERMIT NO:17-0389 AMENDMENT A

ISSUED TO: CATHARSIS ON THE MALL LLC

LOCATION: NORTHWEST QUADRANTS WASHINGTON MONUMENT

GROUNDS, INDEPENDENCE AVENUE BETWEEN 15TH AND 17TH STREETS, 17TH STREET BETWEEN CONSTITUTION AVENUE AND INDEPENDENCE AVENUE, AND CONSTITUTION AVENUE BETWEEN 15TH AND 17TH STREETS

NOVEMBER 6-15, 2017 (6:00 AM – 11:00 PM)

(2) Pair Fire Gloves

(2) Steel tongs

Fire fans, Steel and Kevlar wick

Fire Staffs

Dolly

Matrax flooring (burn pad on top)

10' x 10' Burn pad (corrugated steel clamped together, cinder blocks, steel floor)

Authorized structural equipment permitted to setup in the NW Quadrant of the Washington Monument Grounds turf with the use of flooring (Matrax):(and must adhere to photosynthesis rule or structure must move to another location)

- a. North and South Geodesic Domes (*entrance pole must covered a cable trough or equivalent
- b. Abraxas Dragon Stage
- c. Solar Beatz Stage
- d. Octonest playatech couch
- e. Paradise Lies at the Feet of the Mother
- f. The "Nest" Project
- g. Da Wa Da
- h. Reflection: The Stars that Change Who Are Ourselves
- i. The Donald Dance Floor
- j. King of Pain
- k. The Open Jail with AllSphere on top
- l. The Soundbath Inflatable Igloo
- m. Deadly Muppets Lounge
- n. Tentstallations if exceeding 10'x10'
- o. Temple (combination of matrax patio and enkamat wood legs.)
- p. 10' x 20' HQ tent or any tent exceeding a 10' x 10'
- q. 15' x 20' Communal Tent
- r. Meso Creso DJ booth
- s. 4 plwood pallets (cans of nonalcoholic juice or tea)

The following listed below will be treated as a stage, so the guidelines applicable to stages would apply.

Authorized structural equipment permitted to setup in the NW Quadrant of the Washington Monument Grounds turf with at a minimum 16"x16"wooden pad (3/4" plywood) and two layers of Enkamat 18"x18":

- a. Our Evolution Banner Tower (26'(h) x 24'(d) x 14'(w) with LED lighting inside
- b. Water Temple Pyramid
- c. Rainbow Portal Pride boards
- d. Nataraja (6' statue made of paper mache)
- e. Created Equal
- f. True Mirror Experience
- g. 3' x 5' x 7' Cat Booth

PERMIT NO:17-0389 AMENDMENT A

ISSUED TO: CATHARSIS ON THE MALL LLC

LOCATION: NORTHWEST QUADRANTS WASHINGTON MONUMENT

GROUNDS, INDEPENDENCE AVENUE BETWEEN 15TH AND 17TH STREETS, 17TH STREET BETWEEN CONSTITUTION AVENUE AND INDEPENDENCE AVENUE, AND CONSTIUTION AVENUE BETWEEN 15TH AND 17TH STREETS

NOVEMBER 6-15, 2017 (6:00 AM – 11:00 PM)

- h. (4) Illuminated mushroom statues (3' x 5' x 7')
- i. (2) Painted Thematic Billboards (plywood 2 x 4) please see condition FF
- j. (4) 2ft-diameter x 4 ft tall (approx) round wooden tables
- k. (1) 6 foot diameter (approx) round plywood desk

The following listed below will be treated as tables and chairs, so the guidelines applicable to tables and chairs would apply. Authorized structural equipment permitted to setup in the NW Quadrant of the Washington Monument Grounds directly on the turf but must meet 3 day photosynthesis requirement:

- a. Benches for temple courtyard
- b. Playatech furniture with the exception of Octonest tent
- c. Catharsis Center Camp Columns
- d. Pride Community Liberty Pole
- e. DC Performance Stage
- f. 3rd Space Place Discussion Space
- g. Searching for Eon
- h. Graphic Sex Project (10 x 10 tent folding table, Chairs)
- i. Hanging Balls
- j. 2' x 2'x 10 (wood video tower that is part of Enchanted Love Forest and Break Your Hear Magic Theater)
- k. 10' x 10' x 10' Cube (1" EMT poles)
- l. (15) 6 ft. x 4 ft (approx) plywood seating loveseats

Abraxas Mutant Stage Build Schedule

6:00am Monday 11/6/17 - 4pm, Build Begins and Ends 9:00 am Friday 11/10/17	Load-in and site setup begins for Abraxas, safety fence perimeter and flooring established, sound check
9am Friday 11/10/17 - 12:00pm Sunday, 11/12/17	Fence removed and Abraxas Sound Stage in use
1pm Sunday, 11/12/17 to Wednesday 11/15 6am	Fence reinstalled, Abraxas packed up.

Temple and Fire Ceremony Schedule

6:00am Monday 11/6/17	Load-in and site setup begins for Temple
9:00pm Tuesday, 11/7/17	Temple installation. One tent for overnight security on turf

PERMIT NO:17-0389 AMENDMENT A**ISSUED TO: CATHARSIS ON THE MALL LLC****LOCATION: NORTHWEST QUADRANTS WASHINGTON MONUMENT****GROUNDS, INDEPENDENCE AVENUE BETWEEN 15TH AND 17TH STREETS, 17TH STREET BETWEEN CONSTITUTION AVENUE AND INDEPENDENCE AVENUE, AND CONSTITUTION AVENUE BETWEEN 15TH AND 17TH STREETS****NOVEMBER 6-15, 2017 (6:00 AM – 11:00 PM)**

3:00pm Wednesday 11/8/17 - Ritual Blessing	Ceremony team gathers to bless the Temple site and clear out all negative energy and spirits. Ritual burning of palo santo wood and incense.
4:00pm - 6:00pm Wednesday 11/8/17 - Temple Raising	Temple Team finishes Temple in final placement
9:00pm Wednesday 11/8/17 - 6:00pm Saturday 11/11/17 (sunset) - Public Offerings	Participants and members of the public are invited to interact with the Temple, including by writing offerings on the Temple, and by placing small, non-painted, wooden or paper objects in the Temple.
6:00pm - 9pm Saturday 11/11/17 - Vigil Ceremony Prep	Temple is closed to the public and prepared for ritual burning. Remarks given by celebrant Ceremonial dancers perform. (Refer to Site Safety Plan for detailed timeline of Burn Prep, Vigil Ceremony and Burn Cleanup.)
9pm Saturday 11/11/17 - 2am Sunday 11/12/17 - Temple Transformation Ceremony	Memorial Wheels are burned and cleaned up by Fire Safety Team. (Refer to Site Safety Plan for detailed timeline of Burn Prep, Vigil Ceremony and Burn Cleanup.)
9:30am - 2:00pm Sunday 11/12/16 - Cleanup	Event cleanup crew breaks down structures, packs up equipment, and removes all trace of items and debris from the event on the property.
6:00pm Sunday - Alternate Temple Burn	In case of inclement weather on Saturday night the Memorial Wheels will be burned at sundown on

Our Evolution 26 feet Banner Tower Vigil Schedule 11/7 to 11/15

12:01pm Tuesday, 11/7/17	Our Evolution Banner Tower work zone perimeter is established with fencing, delivery of scaffolding, construction of tower begins not final placement spot
11/8/17-11/9/17	Closed to the public for tower construction and mounting of banners
11/10-17 to 11/12/17	Vigil site completely cleared except for Our Evolution Banner Tower and staff vigil support shelter Shift pods.
11/13/17 to 11/15/17 11:59pm	Removal of Our Evolution Banner Tower Begins on Sunday, 11/13/ fencing is installed, scaffolding is disassembled and picked up.

PERMIT NO:17-0389 AMENDMENT A**ISSUED TO:** CATHARSIS ON THE MALL LLC**LOCATION:** NORTHWEST QUADRANTS WASHINGTON MONUMENT

GROUNDS, INDEPENDENCE AVENUE BETWEEN 15TH AND 17TH STREETS, 17TH STREET
 BETWEEN CONSTITUTION AVENUE AND INDEPENDENCE AVENUE, AND CONSTIUTION
 AVENUE BETWEEN 15TH AND 17TH STREETS

NOVEMBER 6-15, 2017 (6:00 AM – 11:00 PM)

General Vigil Production Schedule

7:00am Monday 11/6/17 - 4:00pm Thursday, 11/8**-9/17 Core Setup	Abraxas, Our Evolution Banner Tower components, turf protection, fencing and temple arrive and assembly begins in staging placement (on turf protection as needed). Motorized vehicles will use WAMO walkways during this time for delivery of materials - see below for protocol.
6:00 am Thursday, 11/9/17	Abraxas and Temple base that are on the turf are moved from staging placement to final placement; other temporary structures going on turf can begin setup at this time. (flooring will shift east)
6:00pm - 9:00pm Thursday, 11/9/17, Soft Opening Ceremony	A portion of event site is temporarily open to volunteers and friends for opening ceremony, blessing, and celebration to occur (this is not advertised to the public). All safety protocols are maintained during this time. Some work outside of opened portion may continue during this time.
11:00pm Thursday, 11/9/17 - 11:59am Friday, 11/10/17 Finalize Setup and Prepare for Public	Final assembly and cleanup concludes; all extraneous assembly materials are gathered and loaded into production trucks to move off-site by Friday noon.
12:00pm Friday 11/10/17 - 12:00pm Sunday 11/12/17 Open to the Public	Event site is fully open to the public; art, activities, cathartic dancing commence. During this time any deliveries required (which will be minimized) such as fuel, band equipment, etc will occur only from Constitution Ave near German American Friendship Garden. No motor traffic on walkways.
Fueling Times: 10pm-12am Friday 11/10/17, 5am-8am & 10pm-12am Saturday 11/11/17,	Fuel for main generator, supplemental generators, and heaters is delivered via Constitution Ave, carted under supervision of core production staff, generators refilled, and containers returned to Constitution Ave

**See condition QQQ

PERMIT NO:17-0389 AMENDMENT A**ISSUED TO:** CATHARSIS ON THE MALL LLC**LOCATION:** NORTHWEST QUADRANTS WASHINGTON MONUMENT

GROUND: INDEPENDENCE AVENUE BETWEEN 15TH AND 17TH STREETS, 17TH STREET
BETWEEN: CONSTITUTION AVENUE AND INDEPENDENCE AVENUE, AND CONSTITUTION
AVENUE BETWEEN: 15TH AND 17TH STREETS

5:00am - 11:00am Sunday 11/12/17 (6:00 AM to 11:00 PM)	Area to be taken off-site. Generators are in fenced off production team-only areas for duration of public event
6:30am - 9:00am Sunday 11/12/17 - Sunrise Ceremony and March	Ceremonial celebration of sunrise, 6:30am departure for Abraxas and Solarbeatz to march around Mall once to demand Equal Rights Amendment and end to violence against women and LGBTQ community (March permit filed to MPD separately) (Alternate if no exemption: Cathartic dancing continues at Abraxas until 9am at which point area is closed and it drives off-site)
12:00pm Sunday 11/12/17 - Main event closed to the public.	Event site closed to the public for breakdown of main event site, except installations noted above.
12:00pm Sunday 11/12/17 - Sunrise Monday 11/13/17 - Core Cleanup	Event cleanup crew breaks down structures, packs up equipment, and removes all structures, stages and installations from "final placement" to maintain 3 day photosynthesis requirement Motorized vehicles will use WAMO walkways during this time for removal of materials - see below for protocol.
Sunrise Monday 11/13/17 - 11:59pm Wednesday 11/15/17 Final cleanup	Additional cleanup to remove all materials and trace of event from site, continue breaking down any installations still in staging placement, completely clear permit area. Motorized vehicles will use WAMO walkways during this time for removal of materials - see below for protocol.
11:59pm Wednesday 11/15/17 — Clean-up complete of all general structures	Majority of structures and installations are broken down, site completely cleared except as noted above.

PERMIT NO:17-0389 AMENDMENT A

ISSUED TO: CATHARSIS ON THE MALL LLC

LOCATION: NORTHWEST QUADRANTS WASHINGTON MONUMENT

GROUNDS, INDEPENDENCE AVENUE BETWEEN 15TH AND 17TH STREETS, 17TH STREET BETWEEN CONSTITUTION AVENUE AND INDEPENDENCE AVENUE, AND CONSTITUTION AVENUE BETWEEN 15TH AND 17TH STREETS

NOVEMBER 6-15, 2017 (6:00 AM – 11:00 PM)

General Vigil Public Event Schedule

12:00pm Friday 11/10/17 - Opening Ceremony	Public activity begins at noon with an opening ceremony acknowledging the land, ancestral inhabitants, our intentions with the vigil, and each other.
12:30pm - 7:00pm Friday 11/10/17 - Daytime Programming	Speakers and panel discussions, teach-ins, ceremony, live music, art exploration and many workshops will take place in our various sites and spaces during the day on Friday.
7:00pm Friday 11/10/17 - 4:00am Saturday 11/11/17 - Nighttime Programming	Live music, Cathartic dancing with DJs, and film screenings will continue the vigil through approximately 4:00am on Saturday morning. From 2:30am - 4:00am amplified sound will only be in the dome.
4:00am - 9:00am Saturday 11/11/17 - Quiet Time	Vigil site will be quiet from approximately 4:00am - 9:00am with a few vigilers remaining through the night for sunrise, but no formal programming.

PERMIT NO:17-0389 AMENDMENT A**ISSUED TO:** CATHARSIS ON THE MALL LLC**LOCATION:** NORTHWEST QUADRANTS WASHINGTON MONUMENT

GROUNDS, INDEPENDENCE AVENUE BETWEEN 15TH AND 17TH STREETS, 17TH STREET
 BETWEEN CONSTITUTION AVENUE AND INDEPENDENCE AVENUE, AND CONSTIUTION
 AVENUE BETWEEN 15TH AND 17TH STREETS

NOVEMBER 6-15, 2017 (6:00 AM – 11:00 PM)

9:00am - 11:11am Saturday 11/11/17 - Early Morning	Early morning programming including yoga, meditation and cathartic dancing, with low amplified sound especially during the 9am Veteran's Day ceremony
11:11am Saturday 11/11/17 - Armistice Day Ceremony	Ceremonial procession from the Temple to the Burn Pad to the Water Temple Pyramid to acknowledge and honor Armistice Day and American veterans
11:30am - 8:00pm Saturday 11/11/17 - Daytime Programming	Speakers and panel discussions, teach-ins, ceremony, film screenings, live music, art exploration and many workshops will take place in our various sites and spaces during the day on Saturday.
8:00pm - 10:00pm Saturday 11/11/17 - Ceremonial Burn	As described in section above and Site Safety Plan below.
10:00pm Saturday 11/11/17 - 6:30am Sunday 11/12/17 - Cathartic Dancing	Cathartic dancing will commence at approximately 10pm in several spaces around the vigil and continue until 6:30am.
6:30am - 9:00am Sunday 11/12/17 - Sunrise Ceremony and March	Ceremonial celebration of sunrise, 6:30am departure for Abraxas to march around National Mall two times to demand Equal Rights Amendment and end to violence against women and LGBTQ community (March permit filed to MPD separately) (Alternate if no exemption: Cathartic dancing continues at Abraxas until 9am at which point area is closed and it drives off-site)
9:00am - 12:00pm Sunday 11/12/17-Wind Down	Vigilers return to vigil site from march for morning yoga, cathartic dancing and closing ceremony before breakdown begins at noon.

Specific Build Schedule:**Our Evolution Banner Tower****November 7** Our Evolution scaffolding work zone established, flooring laid, build starts (Day 0)**November 8** Our Evolution scaffolding build continues (Day 1 Flooring)(Day 0 photosynthesis)**November 9** Our Evolution scaffolding build continues (**Day 2 Flooring**)**November 10** Our Evolution build complete banner hung (vigil activities)(**Day 3 Flooring**) (**day 0 photosynthesis**)**November 11** Vigil activities(day 4 Flooring) (day 1 photosynthesis)**November 12** Vigil activities (day 5 Flooring) (Day 2 photosynthesis)

PERMIT NO:17-0389 AMENDMENT A

ISSUED TO: CATHARSIS ON THE MALL LLC

LOCATION: NORTHWEST QUADRANTS WASHINGTON MONUMENT

GROUNDS, INDEPENDENCE AVENUE BETWEEN 15TH AND 17TH STREETS, 17TH STREET BETWEEN CONSTITUTION AVENUE AND INDEPENDENCE AVENUE, AND CONSTITUTION AVENUE BETWEEN 15TH AND 17TH STREETS

NOVEMBER 6-15, 2017 (6:00 AM – 11:00 PM)

November 13 Strike tower **Abraxas Stage build**

November 6- 6:00 am Flooring, Fencing established (Day 0) (Flooring foot print large enough for Abraxas to shift)

November 7- Abraxas stage build start (Day 2 Flooring) (Day 0 Photosynthesis east side covered)

November 8 Abraxas stage build continues (day 3 Flooring) (Day 1 Photosynthesis eastside covered)

November 9 Abraxas stage build continues/sound check (day Flooring) (Day 2 photosynthesis eastside covered)

November 10 Abraxas stage move to west side of flooring (day 4 flooring) (Day 0 photosynthesis west side covered)

November 11 Abraxas stage in place (Day 5 flooring) (Day 1 photosynthesis **Move eastside flooring west of Abraxas stage location during quiet time at vigil**)

November 12 6:30 am Abraxas stage leaves for march (Day 1 for new west flooring) Abraxas returns to far west side (Day 0 photosynthesis) Start Strike of Abraxas

November 13 Continue Abraxas strike (Day 2 Flooring) Day 1 photosynthesis

November 14 Continue Abraxas Strike (Day 3 Flooring) Day 2 photosynthesis

November 15 Abraxas Strike completed (Day 4 Flooring) Day 3 photosynthesis

***All flooring for the Abraxas Stage, Generator pad, and Matrax roadway will shift east on Thursday November 9, 2017.

Temple build

November 7 – 12:00 pm Temple Installation with court yard; Flooring installed (day 0 flooring)

November 8 – Temple raising and blessing (Day 1 flooring) (day 0 photosynthesis)

November 9 Finishing touches on temple (day 2 Flooring) (Day 1 photosynthesis)

November 10 Temple open to public –vigil activities (day 3 Flooring) (day 2 photosynthesis)

November 11 Vigil activities

Memorial Wheel burn

(day 4 flooring) (day 3 photosynthesis) Burn site prep

November 12 Removal of temple and courtyard

All other structures will be installed start November 9th and removed by November 12th unless relocated to another area and remain in compliance with turf and resource protection requirements.

March Route (start 6:30 am on November 12 return ~7:30 am)

Leave Washington Monument Grounds north sidewalk

North on 17th Street

East on Constitution Avenue to Pennsylvania Avenue

South on 4th Street (brief stop for picture)

West on Independence Avenue

North onto 17th Street

PERMIT NO:17-0389 AMENDMENT A

ISSUED TO: CATHARSIS ON THE MALL LLC

LOCATION: NORTHWEST QUADRANTS WASHINGTON MONUMENT

**GROUND, INDEPENDENCE AVENUE BETWEEN 15TH AND 17TH STREETS, 17TH STREET
BETWEEN CONSTITUTION AVENUE AND INDEPENDENCE AVENUE, AND CONSTITUTION
AVENUE BETWEEN 15TH AND 17TH STREETS**

NOVEMBER 6-15, 2017 (6:00 AM – 11:00 PM)

Return to Washington Monument grounds via north sidewalk

*Participants are not authorized to ride Abraxas or Solarbeatz during march on roads under NPS jurisdiction. **The only authorized riders are the driver and safety spotter.**

The only vehicles participating the march are Abraxas and Solarbeatz. ~300 participants will march on November 12 at 6:30 am.

Abraxas and Solarbeatz will return to Matrax for disassembly.

General Conditions:

- A. This permit authorizes Catharsis on the Mall LLC use of the Northwest Quadrant of the Washington Monument Grounds from 6:00 am Monday, November 6 –Wednesday, November 15, 2017 at 11:00 pm. This permit will be amended pursuant to changing plans, circumstances and condition.
- B. No activity associated or equipment setup associated with this activity is permitted to take place in the turf restoration area (northeast quadrant).
- C. No activity associated with this permit can be conducted within the base of the Washington Monument. No set up permitted within the vehicle barrier system
- D. The Permittee is responsible for obtaining the necessary permissions and/or additional permits from the Metropolitan Police Department (202) 671-6522, or from other federal, state or local agencies or departments for the use of public lands other than those under the jurisdiction of the National Park Service.
- E. Permittee will provide an on-site coordinator to be accessible to National Park Service and United States Park Police personnel during the setup activities and during the load out of the event.
- F. Due to the exceptional time constraints, and multiple locations associated with this permit and the complexity of multiple vendors bringing materials and equipment to park land, special attention is assigned to the requirement that the permittee will at all times provide an on-site coordinator to be accessible to National Park Service and United States Park Police personnel during the setup activities and during the strike of the event. Onsite coordinators: Adam Eidinger, (b) (6), Nikolas Schiller, (b) (6), Michael Verdon, (b) (6), Robert "Roman" Haferd, (b) (6), Rosina Menolo, (b) (6), Natalie Ginsburg, (b) (6), Darrell Duane, (b) (6), Joshua Carroll, (b) (6), Darwin Westich, (b) (6), Rachel Donlan, (b) (6), Lauren Berlekamp, (b) (6), Alex Wyman, (b) (6), Denise Lozano, (b) (6), Charles Planke, (b) (6), Tim Clark, (b) (6), Natalie De Leon, (b) (6), Atticus Mooney, (b) (6), Chuck Moran, (b) (6).
- G. All request, correspondence and meetings with the National Park Service pertaining to this permit shall be scheduled by the permittee only. All contractors, subcontractors or consultants must channel their request through the recognized representatives of the permittee who in turn will contact the National Park Service representative.

PERMIT NO:17-0389 AMENDMENT A

ISSUED TO: CATHARSIS ON THE MALL LLC

LOCATION: NORTHWEST QUADRANTS WASHINGTON MONUMENT

GROUND, INDEPENDENCE AVENUE BETWEEN 15TH AND 17TH STREETS, 17TH STREET BETWEEN CONSTITUTION AVENUE AND INDEPENDENCE AVENUE, AND CONSTITUTION AVENUE BETWEEN 15TH AND 17TH STREETS

NOVEMBER 6-15, 2017 (6:00 AM – 11:00 PM)

- H. NPS Permits Management Specialist and/or Event Monitor will be assigned for on-site supervision each day of the event. In addition USPP officers may also be assigned to provide for public safety. All reasonable instructions given by authorized NPS or USPP personnel must be obeyed promptly. Failure to comply with all the terms and conditions of the special event permit may constitute grounds for revocation of the permit and immediate termination of the event and/or citation against violator.
- I. The permittee agrees to be fully responsible for the management, performance, use and safety within the permit area involved in this authorization including keeping all areas until the work is completed, inspected and accepted. The permittee hereby agrees to accept responsibility and assume liability for any and all tort claims arising from the actions or omissions of its representatives, exhibitors, or employees directly or indirectly connected with the work performed, the maintenance of or the use of this facility to the greatest extent permitted by law.
- J. **The permittee shall be responsible for any injuries and/or damages to government property occurring as a result of this permitted activity, including but not limited to stains, turf ruts, burned turf, damaged post and chain created by installing above facilities. If and only if the conditions outlined within the permit are not followed. To avoid or minimize any potential damage, it is recommended if the permittee needs to deviate from agreed upon conditions the permittee should contact the NPS Representative.**
- K. All activities pursuant to this permit shall be in compliance with the requirements of Title VI of the Civil Rights Act of 1964 (78 Stat. 252; 42 U.S.C. 200d et seq.); Title V, Section 504 of the Rehabilitation Act of 1973 (87 Stat. 394; 29 U.S.C 794); the Age Discrimination Act of 1975 (89 Stat. 728; 42 U.S.C. 6101 et seq.); and with all other Federal laws and regulations prohibiting discrimination on grounds of race, color, national origin, handicap, religion, or sex in employment and in providing facilities and services to the public. Nothing advertising for employees shall be done which will prevent those covered by these laws from qualifying for employment.
- L. Permittee, contractors, and agents, are required to meet OSHA guidelines regarding employee/subcontractor work schedules. No employee/subcontractor is to work no more than 10 hours within a 24 hour period. Any work required beyond the 10-hour limitation will need to be requested to the NPS in advance for review and approval by the Superintendent, National Mall and Memorial Parks. **The permittee has been approved to work a 12-14 hour work day for multiple crews to accommodate the setup and teardown of equipment.**
- M. The permittee shall insure that all facilities and structures placed on park property adhere to all applicable codes, standard, and regulations including but not limited to BOCA, OSHA, USPHS, NFPA and ADA, covering requirements including but not limited to safe handling of all chemicals, proper disposal techniques and grounding of generators. Permittee will submit to the NPS structural evaluation and design specification for all structures, e.g. arks, tents, stages, cable trusses, audio and video towers, etc. for NPS review and approval.

PERMIT NO:17-0389 AMENDMENT A

ISSUED TO: CATHARSIS ON THE MALL LLC

LOCATION: NORTHWEST QUADRANTS WASHINGTON MONUMENT

GROUNDS, INDEPENDENCE AVENUE BETWEEN 15TH AND 17TH STREETS, 17TH STREET BETWEEN CONSTITUTION AVENUE AND INDEPENDENCE AVENUE, AND CONSTITUTION AVENUE BETWEEN 15TH AND 17TH STREETS

NOVEMBER 6-15, 2017 (6:00 AM – 11:00 PM)

Additional General Permit Conditions

- N. **Accessibility:** The Americans with Disabilities Act (ADA) states that people with disabilities must be able to obtain or enjoy “the same goods, services, facilities, privileges, advantages, or accommodations” that are provided to other members of the public. The ADA applies to temporary facilities, structures, services, programs, and activities associated with this permitted event. Permittee is responsible for providing the following:
- a. Permittee’s policies and operations for the event must meet the nondiscrimination requirements of the ADA, including, but not limited to provision of accessible parking, routes through site, food service, toilet, facilities, and assembly seating.
 - b. Permittee is responsible for providing auxiliary aids and services as requested. Permittee is responsible for providing promotional material explaining how the public can request a particular auxiliary aid or service and be informed of when specific auxiliary aids and services may be available for all activities held on parkland.
 - c. Service animals, as defined by the Americans with Disabilities Act (ADA), are permitted under proper supervision. The ADA defines a service animal as any guide dog, signal dog, or other animal individually trained to provide assistance to an individual with a disability. If they meet this definition, animals are considered service animals under the ADA regardless of whether they have been licensed or certified by a state or local government.
 - d. The Permittee must consider elements of accessibility when designing the layout of the event. Potential items for inclusion are:
 1. Addition of temporary curb ramps where needed to provide an accessible route
 2. Location of structures and tents along an accessible route
 3. Provision of auxiliary aids and services
 4. Provision of and an accessible route from transit stops to the event location
 5. Provision of tactile braille signage
 6. Provision of portable wheelchair lifts to access stages or other elevated areas.
- O. **Accessible Route:** Permittee is responsible for providing individuals who use wheelchairs or walking aids or who walk with difficulty, an accessible route of travel throughout the event site. A successful accessible route connects site arrival points and parking with all exterior and interior event exhibits and activities, including public amenities, such as toilet rooms, water coolers, and concessions.

This single continuous path should:

1. Be smooth, but not slippery.
2. Be as level and as wide as possible without low or overhanging hazards or obstructions.
3. Not require the use of stairs.

PERMIT NO:17-0389 AMENDMENT A

ISSUED TO: CATHARSIS ON THE MALL LLC

LOCATION: NORTHWEST QUADRANTS WASHINGTON MONUMENT

GROUNDS, INDEPENDENCE AVENUE BETWEEN 15TH AND 17TH STREETS, 17TH STREET BETWEEN CONSTITUTION AVENUE AND INDEPENDENCE AVENUE, AND CONSTITUTION AVENUE BETWEEN 15TH AND 17TH STREETS

NOVEMBER 6-15, 2017 (6:00 AM – 11:00 PM)

- b. **Space Requirements for Wheelchairs:** Permittee is responsible for establishing accessible routes to ensure that people who use mobility aids can successfully navigate through the environment/event site. A space that is a minimum of 30 inches wide by 48 inches long is necessary to park a wheelchair in a stationary position. The space necessary for people using wheelchairs to make a 180-degree turn is a circle with a diameter of 60 inches.

- P. **CAMPING IS PROHIBITED.** Camping is defined as the use of the park land *for* living accommodation purposes such as sleeping activities, or making preparations to sleep {including the laying down or bedding for the purpose of sleeping), or storing personal belongings, or making any fire, or using any tents or shelter or other structure or vehicle for sleeping or doing any digging or earth breaking or carrying on cooking activities. The above-listed activities constitute camping when it reasonably appears, in light of all the circumstances that the participants, in conducting these activities, are in fact using the area as a living accommodation regardless of the intent of the participants or the nature of any other activities in which they may also be engaging.
- Q. **The use of temporary structures for camping is prohibited.** 36 CFR 7.96(5)(iv) allows temporary structures as part of a permitted demonstration “for the purpose of symbolizing a message or meeting logistical needs such as first aid facilities, lost children areas or the provision of shelter for electrical and other sensitive equipment or displays.” However, [t]emporary structures may not be used outside designated camping areas for living accommodation activities such as sleeping, or making preparation to sleep (including the laying down of bedding for the purpose of sleeping), storing personal belongings, or making fire, or doing any digging or earth breaking or carrying on cooking activities. The above-listed activities constitute camping when it reasonably appears, in light of all the circumstances, that the participants, in conducting these activities, are in fact using the area as a living accommodation regardless of the intent of the participants or the nature of any other activities in which they may also be engaging...” **In addition, to allow for visual inspection and monitoring, all temporary structures must continue to have at least one open side.**
- R. **Commercial Advertising Signage:** Consistent with long-standing NPS regulations and policy, and Public Law 108-108, Title I, §145, the erection, placement, or use of structures and signs bearing commercial advertising is prohibited for any special event. The recognition of special events sponsors, however, may be allowed if it has been specifically authorized by this permit.

A permit may be issued that authorizes the recognition of sponsors of special events, if the NPS determines that the size and form of the recognition is consistent with the special nature and sanctity of the National Mall or any other requested park area, and if the lettering or design identifying the sponsor is no larger than one-third the size of the lettering or design identifying the special event. Further, to the maximum extent practicable for such special events, public use of and, access to the National Mall and other parkland is not to be restricted.

The Permittee shall submit a sign plan for NPS review and approval. Any request seeking NPS approval for sponsor recognition must be submitted to the NPS at least 14 days prior to the proposed event, and if approved by the NPS, will be authorized within the terms of the special event permit.

PERMIT NO:17-0389 AMENDMENT A

ISSUED TO: CATHARSIS ON THE MALL LLC

LOCATION: NORTHWEST QUADRANTS WASHINGTON MONUMENT

GROUND, INDEPENDENCE AVENUE BETWEEN 15TH AND 17TH STREETS, 17TH STREET BETWEEN CONSTITUTION AVENUE AND INDEPENDENCE AVENUE, AND CONSTITUTION AVENUE BETWEEN 15TH AND 17TH STREETS

NOVEMBER 6-15, 2017 (6:00 AM – 11:00 PM)

Authorized sponsor recognition must be in keeping with NPS policy, regulations, and laws and be appropriate to the scale and theme of the special event. Further, the overall size, number, and design of any signs or banners shall be appropriate to the park setting and lettering or design identifying the special event. Signs and banners may not be affixed to existing trees or other NPS facilities or structures.

Only signs and/or banners specifically identifying and/or announcing the event or portion of the event are permitted. Commercial sponsors may be recognized on these same banners by letters and/or logos not to exceed one-third the height and width of the primary lettering identifying the event.

- S. **Credentials:** All staff, volunteers and vendors involved in the construction and teardown of the temporary structures and all event components must have some form of identification. The credentials will identify the person by name and category and include any event logo. Colored copies of all credentials will be provided to NPS and USPP in advance of the event date. Catharsis Volunteers and Catharsis Rangers will have lanyards. (see attached) Catharsis event staff will wear red and gold Phrygian hats.
- T. **Concessions:** Food Trucks are not permitted on National Park Service jurisdiction including Constitution Avenue between 15th – 17th Streets.
- U. **Distribution and Giveaways:** Distribution or give-away of any commercial product is limited to only those that may be consumed on the event site such as juices or popcorn. **Soliciting personal information such as names, addresses, telephone numbers, zip codes, etc., or any other information which may be used for future solicitation, or marketing purposes is strictly prohibited. A list of all giveaway items will be provided to the National Park Service for approval. Permittee will provide informational maps. Permittee will distribute cans of nonalcoholic juice or tea.**
- V. **This permit authorizes the collection of donations: Pursuant to 36 CFR 7.96(h)(1) Soliciting: The in-person soliciting or demanding of money or funds for donation on Federal park land is prohibited, unless it occurs as part of a permit issued for a demonstration or special event.**
 - (2) Persons permitted to solicit must not:**
 - (i) **Give false or misleading information regarding their purposed or affiliations;**
 - (ii) **Give false or misleading information as to whether any item is available without donation.**

The in-person solicitation for money is authorized under this special event only if it occurs within the confines of a limited and well delineated permit area. All currency must be maintained and stored out of public view at all times. Donations must be collected from a fix location and in sealed opaque container. Exacting a payment or requesting a donation in exchange for merchandise constitutes a sale and will not be allowed unless it comports with the NPS sales regulation found at 36 CFR 7.96 (k)

Donations will be collected from the information tent.

PERMIT NO:17-0389 AMENDMENT A

ISSUED TO: CATHARSIS ON THE MALL LLC

LOCATION: NORTHWEST QUADRANTS WASHINGTON MONUMENT

GROUNDS, INDEPENDENCE AVENUE BETWEEN 15TH AND 17TH STREETS, 17TH STREET BETWEEN CONSTITUTION AVENUE AND INDEPENDENCE AVENUE, AND CONSTITUTION AVENUE BETWEEN 15TH AND 17TH STREETS

NOVEMBER 6-15, 2017 (6:00 AM – 11:00 PM)

- W. **Fencing:** Permittee is authorized to setup a perimeter fencing consisting of a combination of bike rack and 6ft chain link fence in the locations listed below. Fencing should allow pedestrian access around the Washington Grounds during initial setup. All fencing should be placed along the inner most part of the sidewalk to maintain pedestrian access to the walkway in addition permittee is required to maintain openings at all major crosswalks during setup and at the conclusion of the event.
- i. Bike rack and fence must allow for pedestrian access.
 - ii. Fence around the Abraxas Stage and Scaffolding build areas
- X. **Fire Hazards:** To prevent potential fire hazards permittee must adhere to the following:
- a. Flammable and Combustible Clearance: A minimum of 10 ft. clearance of all flammable or combustible materials or tall vegetation and trees.
 - b. Source of Ignition: Sources of ignition, including matches and lighters, shall not be used within 20 ft. (6m) of areas used for fueling, servicing fuel systems of internal combustion engines, or receiving or dispensing of Class I and Class II liquids –examples include gasoline, diesel fuel, lacquers paint thinner
 - c. No Smoking: Smoking shall not be permitted especially in areas where combustible materials are located. Plainly visible “ No Smoking” must be visible. The
- Y. **Fire Hydrants:** A minimum 36 in. of clear space shall be maintained to permit access to and operation of fire protection equipment, fire department inlet connections, or fire protection system control valves. Vehicles must maintain a 15 ft. clearance of all fire hydrants. **Water ballast are not permitted to dumped on turf.**
- Z. **Generators:** The Permittee may provide a generator for electrical power. Refueling of diesel/gasoline powered generators on parkland is permitted pursuant to the following conditions. No storage of fuels is allowed on National Park service property, unless NPS approves. At a minimum the following materials must be placed underneath the generator to protect the underlying surface from potential weight and vibration damage and fluid leakage:
- ¾” plywood, or other material (with approval of NPS)
 - Plastic fuel impermeable tarp on the properly rated flooring unless generator has a secondary containment unit
 - Absorbent material on top of tarp
 - Drip pan under fueling nozzle
 - Fenced in or closed in with bike rack
 - **The storage of fuel on parkland, in trailers, next to generators, under stages, in tents and at other NPS locations is strictly prohibited.**
 - **Refueling of generator(s) is only permitted between the 5:00 am – 8:00 am and 10:00 pm – 12:00 am daily. Absolutely no refueling during peak visitation hours and event hours.**
 - Separation from tents: Generators and other internal combustion power sources shall be separated from temporary membrane structures and tents by a minimum of 5ft. and shall be protected from contact by fencing, enclosure, bike rack or other approved means. Barriers must be at least 3ft high.
 - Exhaust should be directed at least 5ft. in any direction away from any openings or air intakes and away from buildings.

PERMIT NO:17-0389 AMENDMENT A

ISSUED TO: CATHARSIS ON THE MALL LLC

LOCATION: NORTHWEST QUADRANTS WASHINGTON MONUMENT

GROUNDS, INDEPENDENCE AVENUE BETWEEN 15TH AND 17TH STREETS, 17TH STREET BETWEEN CONSTITUTION AVENUE AND INDEPENDENCE AVENUE, AND CONSTITUTION AVENUE BETWEEN 15TH AND 17TH STREETS

NOVEMBER 6-15, 2017 (6:00 AM – 11:00 PM)

- Fire extinguisher for Class B Hazards such as portable generators must meet the following UL rating requirements based on the maximum fuel capacity of the class B hazard:

Type of Hazard	Amount of Fuel	Fire Ext. Type	Max Travel Distance
Low-Hazard	Less than 1 gl. Fuel	5B Fire Ext.	30 ft. apart
NFPA 10:5.4.1.1		10B Fire Ext.	50 ft. apart
Ordinary-Hazard	Less than 1-5gl. Fuel	10B Fire Ext.	30 ft. apart
NFPA 10:5.4.1.2		20B Fire Ext.	50 ft. apart
High- Hazard	More than 5gl.	40B Fire Ext.	30 ft. apart
NFPA 10:5.4.1.3		80B Fire Ext.	50ft apart

The spillage of deleterious substances such as engine oil, gasoline, etc. is prohibited. In the event of such an occurrence, the District of Columbia Fire Department must be called immediately, by dialing 911 emergency numbers, followed by a call to the National Park Duty Officer, 202-528-9610. Corrective action will be taken in accordance with EPA Hazardous Material guidelines.

Flexible cords or cables accessible to the public shall be arranged to minimize the tripping hazard. To reduce the possibility of tripping hazards, all cords and cables must be covered with non-conductive matting and/or high visibility Yellow Jackets TM or equivalent product. The cord must be in good condition and of sufficient gauge to accommodate the electrical load of the equipment and must be properly grounded.

All cables, power lines, etc. shall be run in an orderly manner and contained in cable troughs that provide for safety and accessibility. No cords or cables can be strung in trees. Permittee has indicated that cables will run on hardscape were permissible.

Permittee is required to have a utility scan of the Washington Monument Grounds prior to staking grounding rods for generators or tent stakes. Grounding rods are not permitted to be staked in hardscape areas. Permittee must provide NPS with proof a utility scan was conducted prior to staking. A NPS representative must be present before installation of any grounding rods in the turf.

- AA. **Ground & Floor Surfaces:** Accessible routes of travel must avoid irregular, soft loose surfaces, such as sand, gravel, cobblestones and similar uneven brick or concrete pavers. Such surfaces are uncomfortable and can cause wheelchairs to rock and tilt. Unstable and uneven surfaces also can be a problem for people who walk using crutches or canes, often causing a loss of balance or falls. Accessible routes must also avoid tall, wet grass, which is often slippery and difficult to roll a wheelchair across.

PERMIT NO:17-0389 AMENDMENT A

ISSUED TO: CATHARSIS ON THE MALL LLC

LOCATION: NORTHWEST QUADRANTS WASHINGTON MONUMENT

**GROUPS, INDEPENDENCE AVENUE BETWEEN 15TH AND 17TH STREETS, 17TH STREET
BETWEEN CONSTITUTION AVENUE AND INDEPENDENCE AVENUE, AND CONSTITUTION
AVENUE BETWEEN 15TH AND 17TH STREETS**

NOVEMBER 6-15, 2017 (6:00 AM – 11:00 PM)

Permittee is responsible for establishing accessible routes of travel through site, food service, toilet, facilities, and assembly seating, using compact, stable, surfaces, free of loose debris. Appropriate turf cover/ground protection material approved by NPS, is required for ADA accessible routes established on the Washington Monument grounds turf. Permittee is encouraged to secure products that are ADA-compliant, interlocking mats that are translucent and allow UV light to pass through to the grass below. The products must either be perforated or ribbed, allowing for ventilation and some moisture access to the turf below. Material to be used must be approved in advance by NPS.

Plywood cannot be used as turf cover/ground protection. The following flooring products are approved for use on the Washington Monument grounds:

Areas requiring vehicular access including gators and vehicles without the approved flotation tires:

Matrax HD translucent flat back

Pedestrian Areas: Matrax

BB. Light Towers: Light tower or another source of illumination are required when working in low light or dark conditions. In addition portable illumination sources are required during low light or night events to facilitate safe egress and ingress of participants. At a minimum the following materials must be placed underneath the generator to protect the underlying surface from potential weight and vibration damage and fluid leakage:

- Properly graded approved flooring or other material (with approval of NPS)
 - Plastic fuel impermeable tarp
 - Absorbent material on top of tarp
 - Drip pan under fueling nozzle
 - Temporary bike rack or fencing must be placed around the light tower
- 1 Solar Light Tower on Matrax flooring and 16 Lantern Stands

CC. Liquefied Petroleum Gas (LPG) Cylinders Use: The use of propane is limited to one approved 60-pound container per appliance unless otherwise approved in advance by the NPS. **Permittee must contact the NPS National Capital Region, Fire Safety Specialist for approval/permits for the use of propane containers larger than 60 pounds. Permittee had obtained a propane permit from DC Fire EMS. Permittee is authorized to use eight (8) propane outdoor heaters and one (1) propane torch will be used during the demonstration.**

The connections to propane containers shall be made, tested and repaired prior to opening of the event. The changing of propane containers while the event is open to the public is strictly prohibited.

Propane containers on site shall be secured from falling or being knocked over. Placing the container in a milk crate is recommended. In addition, ground surface must be level.

In addition to above conditions permittee must adhere to the following guideline:

- a. **Separation Distance:** Containers for LPG installed not less than 5ft from any doorway or opening with at least two means of egress and 10ft. from any opening with at least one means of egress.

PERMIT NO:17-0389 AMENDMENT A

ISSUED TO: CATHARSIS ON THE MALL LLC

LOCATION: NORTHWEST QUADRANTS WASHINGTON MONUMENT

GROUNDS, INDEPENDENCE AVENUE BETWEEN 15TH AND 17TH STREETS, 17TH STREET
BETWEEN CONSTITUTION AVENUE AND INDEPENDENCE AVENUE, AND CONSTIUTION
AVENUE BETWEEN 15TH AND 17TH STREETS

NOVEMBER 6-15, 2017 (6:00 AM – 11:00 PM)

- b. **Storage:** NO onsite storage of LPG cylinders is permitted including parked vehicles, trailers, etc.
- c. **Containers:** Containers showing excessive, denting, bulging, gouging or corrosion shall be removed from service.
- d. **Cylinder Transportation:** Cylinders in excess of 40lb. (18) total weight being transported to or from the site shall be carried on a hand truck or motorized truck.
- e. **Protection:** LPG tank containers shall be secured in upright position and protected from vehicular traffic.
- f. **Visual Inspection:** Visual inspection shall be performed in accordance with following:
 - 1. The cylinder is checked for exposure to fire, dents, cuts, digs, gouges, and corrosion according to CGA C-6, Standard for Visual Inspection of Steel Compressed Gas Cylinders.
 - 2. The cylinder protective collar (where utilized) and the foot ring are intact and are firmly attached.
 - 3. The cylinder is painted or coated to minimize corrosion.
 - 4. The cylinder pressure relief valve indicates no visible damage, corrosion of operating components, or obstructions.
 - 5. There is no leakage from the cylinder or its appurtenances that is detectable without the use of instruments.
 - 6. The cylinder is installed on a firm foundation and is not in contact with the soil.
- g. **Limits:**
 - 1. Maximum LPG cylinders size use per appliance is 100 lbs.
 - 2. Maximum LPG use per 10ft x 10ft. tent or (100sq ft) is 200 lbs.
 - 3. Minimum separation distance per every 200lbs LPG (100 sq ft) is 10 ft.

DD. **Portable Fire Extinguishers:** Permittee shall ensure that all fire extinguishers are properly rated for hazards involved. All fire extinguishers shall be easily accessible and in plain view as directed by the National Park Service Safety Officer. Permittee is responsible for ensuring fire extinguisher meet the following guidelines:

- i. At minimum 2 portable fire extinguishing equipment of approved types shall be furnished and maintained in all tents and cooking booths.
- ii. The maximum travel distance to extinguisher should not exceed 75 ft. for class A-hazard.
- iii. Fire extinguisher height: Fire extinguishers under 40lbs weight, its top shall be mounted no higher than 5ft from the floor, or bottom, no less than 4 in. from the floor.
- iv. Should not be obstructed or obscured from view.
- v. Hydrostatic test should not be intervals exceeding more than 1 year.

PERMIT NO:17-0389 AMENDMENT A

ISSUED TO: CATHARSIS ON THE MALL LLC

LOCATION: NORTHWEST QUADRANTS WASHINGTON MONUMENT

GROUNDS, INDEPENDENCE AVENUE BETWEEN 15TH AND 17TH STREETS, 17TH STREET BETWEEN CONSTITUTION AVENUE AND INDEPENDENCE AVENUE, AND CONSTITUTION AVENUE BETWEEN 15TH AND 17TH STREETS

NOVEMBER 6-15, 2017 (6:00 AM – 11:00 PM)

EE. **Portable Restrooms:** If attendance is expected to exceed the capacity of nearby NPS public comfort facilities, or if none exist in or near the requested park area, the Permittee must provide portable, temporary toilets with sufficient capacity to accommodate anticipated attendance. The general guideline is a minimum of (1) portable toilet per (300) people, of which at least twenty percent (%20) must be ADA accessible. Portable restrooms will be located throughout the Washington Monument grounds. The portable restrooms will be secured with locks. **Permittee is required to have portable restrooms cleaned.** Permittee will have 9 regular units and 1 ADA Accessible restroom.

- a. **ADA Accessible Portable restrooms:** 20% of the total number of portable toilets used to support the event must be ADA accessible.
 - i. Where clusters of portable units are provided at various locations around the event site, twenty percent of the units in each cluster should be accessible. They should be equipped with all the accessible elements required by the Standards such as maneuvering space, grab bars, toilet paper dispensers within reach, etc. In addition, when all units are not accessible, the International Symbol of Accessibility must be posted on the units that are.
 - ii. Accessible portable toilet units must be positioned on a level area that connects with an accessible route and have adequate space just outside the entrance door for people in wheelchairs to maneuver into position to open the door and enter. On steeply sloping sites, a temporary platform may be needed to provide this level area.
 - iii. The door threshold must be accessible. Outdoor surfaces are often uneven and may require a small bevel to level out the transition between the ground surface and door threshold. Units can be placed on or adjacent to parking lots or other paved surfaces.

FF. PORTABLE HEATERS

- a. **Portable Outdoor Heaters:** Heaters used for temporary heating shall be located at least **6 ft.** (1.8 m) from any cylinder. (NFPA 58:6.19.4.4)
 - b. **Portable Electric Heaters:** Heaters shall be connected to electricity by electric cable that is suitable for outside use and is of sufficient size to handle the electrical load.
 - c. **Patio Heaters:** Patio heaters shall not be located within **5 ft.** (1.5 m) of exits from assembly occupancy. (NFPA 58:6.20.2.3) (NFPA 101:11.11.6.2.3)
- Permittee with either use 6 AZ Patio Heaters or **Mr. Heater Propane Convection Heater**

GG. **Painting:** To avoid or minimize any potential damage from stains to hardscapes or turf, it is recommended that galvanized steel or pre-painted components be used. If on-site painting is required, the sidewalks and turf areas must be properly protected.

HH. **Private Temporary Food Event :** At the Permittees' request, this activity is being considered a Private Temporary Food Event. Food may be distributed free of charge to event participants only. It is the

PERMIT NO:17-0389 AMENDMENT A

ISSUED TO: CATHARSIS ON THE MALL LLC

LOCATION: NORTHWEST QUADRANTS WASHINGTON MONUMENT

GROUNDS, INDEPENDENCE AVENUE BETWEEN 15TH AND 17TH STREETS, 17TH STREET BETWEEN CONSTITUTION AVENUE AND INDEPENDENCE AVENUE, AND CONSTITUTION AVENUE BETWEEN 15TH AND 17TH STREETS

NOVEMBER 6-15, 2017 (6:00 AM – 11:00 PM)

responsibility of the Permittee to develop and implement a system that ensures that food is not distributed to the general visiting public. For clarification, below is an excerpt from the National Park Service Standard Public Health Requirements for a Temporary Food Establishment guideline. The following statement refers to requirements for food service to the general public on park land, which were established in order to reduce the risk of food-borne illnesses.

Private Temporary Food Event: These Requirements do not apply to Special Events held on Parkland that: (1) do not provide food to the general public visitor within the Park; and (2) only provide food to private members, guests, participants, staff, employees, or volunteers directly affiliated and associated with the Special Event where the food preparation and distribution is within a well-defined area from which the general public is excluded. As it relates to food service, such an event is considered a “Private” Temporary Food Event. However, the NPS recommends that the organizer/sponsor of a Private Temporary Food Event review these Requirements to insure that any food obtained, stored, handled, prepared and ultimately served on Parkland be provided in a safe and sanitary manner. As such, these Requirements can serve as a valuable tool and reference to address food sanitation issues and reduce the risk of food-borne disease or a disease outbreak at a Private Temporary Food Event.

The NPS recommends that a licensed caterer or food establishment is used to provide food to the private group and these Requirements are used to determine their capabilities relative to basic food sanitation issues, and Federal Drug Administration's (FDA) Food Code; the FDA Pre-Operational Guide for Temporary Food Establishments, and the recommendations of the NCR PHS Consultant.

Permittee is permitted to use two (2) small camping stove to prepare warm drinks and food. Food and drink will be provided to event staff and volunteers only

- II. **Sales:** Special attention is drawn to item #4, on the last page of this document, concerning solicitation and sales. No fee may be collected, donation solicited, or commercial activity conducted. No items may be sold or offered for sale except for books, newspapers, leaflets, pamphlets, buttons and bumper stickers which contain a message related to your demonstration or special event. The sale of T-Shirts, CD's, art and other similar materials prohibited. **There are no sales or donation collection associated with this activity on parkland.**
- JJ. **Sound:** Particular attention is called to item #7, on the last page of this permit concerning sound amplification. All sound amplification equipment shall be limited so that it will not unreasonably disturb nonparticipating persons in, or in the vicinity of, the area. Sound is not allowed to interfere with the operations of the Washington Monument. Amplified sound cannot interfere with other permitted activities on the Washington Monument grounds. **There is no time restriction on amplified sound however, all amplified sound at the Liberty Pole will conclude at 9:00 pm, daily. Amplified sound in and around the stage and dome areas must be transmitted at a reasonable level. Bullhorns, radios and other similar equipment are permitted to be used after 9:00 pm.**

PERMIT NO:17-0389 AMENDMENT A

ISSUED TO: CATHARSIS ON THE MALL LLC

LOCATION: NORTHWEST QUADRANTS WASHINGTON MONUMENT

GROUNDS, INDEPENDENCE AVENUE BETWEEN 15TH AND 17TH STREETS, 17TH STREET BETWEEN CONSTITUTION AVENUE AND INDEPENDENCE AVENUE, AND CONSTITUTION AVENUE BETWEEN 15TH AND 17TH STREETS

NOVEMBER 6-15, 2017 (6:00 AM – 11:00 PM)

KK. Structures (general): To protect turf areas all temporary structures must adhere to the turf protection guidelines as detailed throughout this permit and at a minimum be able to:

- i. All structures must be able to withstand a minimum wind gust of 30 mph.
- ii. Adhere to National Fire Protection Association Codes(as outlined in the NPS Outdoor Event and Tent requirements.)

LL. Tents: Permittee's authorized use of temporary structures, i.e. cable trusses, stages, audio and/or video towers and tents, whose dimensions are (500) square feet or more, **shall provide Life Safety Code certification statements confirming the safety of all temporary structures. In the event that the manufacture's certifications are not available, permittee will submit to the NPS stamped engineered drawings for NPS review and approval. Smaller structures cannot be attached or within 5ft of another to create a larger structure.**

- b. A minimum 10ft. clearance must be maintained from tents to any flammable or combustible materials or vegetation.
- c. **Aisle Width:** The width of aisles serving seating at tables shall be not less than 44 in. where serving occupant load exceeding 50 people, and 36 in. where serving an occupant load of 49 people or fewer. In addition all tent exits must have a minimum head clearance height of 7ft.
- d. **Exit and Occupant Loads for Enclosed Tents:** Tents that have sides attached and those with rolled up sides which are capable of being enclosed shall meet the following occupancy load and exit requirements.

Occupant Load Number	Floor Area	Approx. Tent Sizes	Min. Exits
<49 people	<343 Sq. Ft.	10'x10', 10'x30', 15'x15'	1
50-499 people	350-3,493 Sq. Ft.	15'x 30', 40' x 40', 40' x80'	2
500-999 people	3,500-6,993 Sq. Ft.	40' x 100', 60' x 100'	3
>1000 people	>7,000 Sq. Ft.	80' x 100', 60'x 160'	4 or more

- e. **Tent Stakes:** Tent stakes adjacent to any means of egress from any tent open to the public shall be railed off, capped, or covered so as not to present a hazard to the public. There shall be a minimum of 10ft. between stake lines.
- f. **Protective decking (guidelines above)** will be installed slightly larger than the footprint of the structure and pedestrian pathways to the tent entrance(s).
- g. Tent posts will be placed directly on approved decking .
- h. Tent walls will be put on at the last possible moment before the event. This will allow for air circulation and light penetration for turf health. Please refer to the preceding table for guidance on time requirements for blocking photosynthesis.
- i. Tents with clear roofs are encouraged.
- j. In addition, to allow for visual inspection and monitoring, all temporary structures must continue to have at least one open side with the exception of the Reflection: The Stars that Change Who Are Ourselves and Paradise Lies at the Feet of the Mother (door must remain open when not in use)

PERMIT NO:17-0389 AMENDMENT A

ISSUED TO: CATHARSIS ON THE MALL LLC

LOCATION: NORTHWEST QUADRANTS WASHINGTON MONUMENT

GROUNDS, INDEPENDENCE AVENUE BETWEEN 15TH AND 17TH STREETS, 17TH STREET BETWEEN CONSTITUTION AVENUE AND INDEPENDENCE AVENUE, AND CONSTITUTION AVENUE BETWEEN 15TH AND 17TH STREETS

NOVEMBER 6-15, 2017 (6:00 AM – 11:00 PM)

- k. All tent fabric shall meet the flame propagation performance requirement outlined in NFPA 702 or have an acceptable label attached to the tent material.
- l. No hibachi, grill or other devices used for cooking, heating, or any other purpose shall be used in a tent.
- m. Exit Signs: Exits must be marked with continually illuminated signs with an emergency battery
- n. backup. (NFPA1:14.14.5.1) is required for all enclosed assembly occupancy tents and or as approved by the AHJ ort designee
- o. Emergency White Lights: Emergency illumination shall be provided for a minimum of 1 ½
- p. hours in the event of failure of normal lighting. (NFPA 101:7.9.2.1*) is required for all enclosed assembly occupancy tents and or as approved by the AHJ ort designee

MM. **Trash/debris pickup:** Permittee is asked to be responsible for the removal of trash and debris associated with this activity. Trash receptacles must not overflow with trash or debris. Use of clear trash bags is required for all trash receptacles used for the event.

NN. **The collection of entry/registration fee is prohibited on parkland.**

OO. **Volunteers and Staff:** All, staff, volunteers and sponsors involved with the event will be issued some form of identification. Permittee has indicated that they will have volunteers that will help maintain order among your participants. Volunteers should be aware of their responsibilities and location(s) where they will be stationed and have received from organizers adequate training and instructions. Volunteers should be aware of the time and location of the assembly and any march routes, the location of any first aid stations, water, and toilets, be knowledgeable of the NPS permit conditions, be able to communicate with law enforcement, as well as what to do if they think they observe any problems. While volunteers do not act as police, they do help maintain order among participants, explain to non-participants that a particular area may be under permit, and be able to alert their supervisor and the United States Park Police in the event they observe a problem on Federal parkland.

Health, Medical and Safety

PP. **Fencing:** Snow fence, chain link fence and/or bike rack shall be erected by the permittee to contain the event areas and provide necessary resource protection, security, medical chutes, security and buffer zones. The permittee (s) is responsible for encircling, generators, light and sound towers, jumbotrons etc. with snow fence, bike rack or other approved barrier.

QQ. **Medical Aid Station:** Person in charge is responsible for providing medical services onsite. The Permittee is required to have certified emergency medical services personnel. Permittee will provide certified medical staff in the first aid located on intersecting sidewalk south of the Deadly Muppets Stage. Medical staff will be present Friday, November 10 from 12:00 pm (noon) until 3:00 am Saturday November 11, 2017
Saturday, November 11 from 9:00 am until 9:30 am Sunday, November 12, 2017

PERMIT NO:17-0389 AMENDMENT A

ISSUED TO: CATHARSIS ON THE MALL LLC

LOCATION: NORTHWEST QUADRANTS WASHINGTON MONUMENT

GROUNDS, INDEPENDENCE AVENUE BETWEEN 15TH AND 17TH STREETS, 17TH STREET BETWEEN CONSTITUTION AVENUE AND INDEPENDENCE AVENUE, AND CONSTITUTION AVENUE BETWEEN 15TH AND 17TH STREETS

NOVEMBER 6-15, 2017 (6:00 AM – 11:00 PM)

RR. Weather (adverse) Policy: When there is a threat to public health or safety, the Superintendent and/or designee, may close the National Mall or an event being held there for such duration as determined necessary to ensure the safety and well being of the public. Such situations have occasionally occurred in the past where park areas have been closed due to severe weather warning of heavy snow, thunderstorms with lightning, high winds, cold and intense heat. Where an area is ordered closed due to a weather-related public safety threat, pursuant to 36 CFR 2.32 (20 people must comply with official directions to leave the closed area and relocate to safer sheltered locations. Weather will be monitored throughout the duration of Grand Opening Weekend. Permittee is responsible for ensuring that adequate resources are available to deal with extreme weather conditions. For example extreme heat ample cold water and cooling stations.

Logistical Vehicle Access

SS. Vehicle deliveries can only be made outside of designated Monday – Friday rush hours which are 6:30 am – 9:30 am and 4:00 pm – 7:00 pm.

TT. Permittee must receive prior, written approval from the NPS/USPP if traffic is to be blocked at anytime during preparation for, during the course of, and after a special event or demonstration (at any location in the immediate vicinity of the Washington Monument Grounds or Mall.) If District of Columbia streets are to be blocked, the appropriate authorities must be notified as well.

UU. Extreme caution must be exercised when driving on the sidewalks. Pedestrian access must be maintained at all times, however, if for safety reasons, an area has to be temporarily closed to the public, permittee will make their request to the NPS for approval.

VV. The area must be clear of logistical vehicles no later than one hour prior to the opening of the event each day. During vigil operation hours deliveries should be made from the 16th street hashtag.

WW. Logistical vehicles will be allowed to pull onto the walkways, to load and unload equipment e.g. stage, tents. Vehicles will not be allowed to drive and/or park on the grass except adhering to resource protection conditions. Permittee is required to monitor vehicle traffic onto the sidewalks and built interlocking roadways. Once vehicles are unloaded, they must be removed and park in designated public spaces.

XX. Vehicles of any kind including but not limited to delivery cranes, forklifts, golf carts, trailers, exhibit trailers etc. are prohibited from driving on the turf of the Washington Monument grounds without flooring material. Vehicles are not permitted to be parked or driven on pedestrian flooring. Logistical vehicles moving heavy equipment, setting-up tents, stages, placing display vehicles, stored equipment, materials, must be driven on flooring rated to handle vehicles. In addition temporary flooring shall be installed in turf panel for ingress and egress of all vehicles/units or heavy equipment by the Permittee.

- i. Permittee will construct a temporary roadway for the SolarBeatz stage to access its location in the NW quadrant of the Washington Monument Grounds.**

PERMIT NO:17-0389 AMENDMENT A

ISSUED TO: CATHARSIS ON THE MALL LLC

LOCATION: NORTHWEST QUADRANTS WASHINGTON MONUMENT

GROUNDS, INDEPENDENCE AVENUE BETWEEN 15TH AND 17TH STREETS, 17TH STREET BETWEEN CONSTITUTION AVENUE AND INDEPENDENCE AVENUE, AND CONSTITUTION AVENUE BETWEEN 15TH AND 17TH STREETS

NOVEMBER 6-15, 2017 (6:00 AM – 11:00 PM)

YY. Vehicles are not permitted to drive on the turf of the Washington Monument grounds without heavy duty interlocking plastic material. Logistical vehicles moving heavy equipment, setting-up tents, stages, placing display vehicles, stored equipment, materials, etc., on the turf, must be supported by some form of heavy duty interlocking plastic material that clicks or snaps together to avoid movement of material and tripping hazards. Material to be used must be approved in advance by NPS. **Plywood is not permitted as a substitute for the interlocking material. All other equipment must be hand carried or carted to the site. Permittee will build a temporary roadway on the turf.**

- q. Limited number of approved vehicles driving on approved decking is allowed. Permit Specialist to determine.
 - i. Solid back decking
 - 1. Tractor trailers allowed only when delivering and removing mobile stages. No other tractor trailers. All other tractor trailers should unload from the bus pull off or 17th Street north sidewalk.
- r. 6,000 lbs or less Forklifts and Telehandlers
- s. **Limited number of approved turf vehicles weighing less than 800 lbs with turf tires (smooth tread and a psi of less than 15) are allowed to drive on turf without decking (except Washington Monument Grounds and Mall) Forklifts and gators must remain on protective flooring while operating on the Washington Monument grounds.**

ZZ. All individuals operating golf carts, forklifts and other vehicles on NPS property must have a valid driver's license. All vehicles operating after dusk, must have fixed and/or portable illumination.

AAA. Logistical vehicles, including carts, trucks and vans must not exceed 5-mps , except when being driven on established public vehicular roadways. All trucks with a GVW of over 7500 pounds and equipment such as bucket trucks, platform lifts and forklifts, must be accompanied by a walking spotter when moving or operating in an area accessible to the public. All individuals operating motor vehicles on park property must possess a valid driver license. All vehicles operating after dusk must have fixed and/or portable illumination.

BBB. A flag person/vehicle spotter is required for all vehicles moving around the site this includes but not limited to trucks, forklifts etc.

CCC. POV's are not permitted to access the north sidewalk of the Washington Monument grounds area under any circumstances, unless provided with a USPP access and that is only for delivering equipment that cannot be hand carted or carried from the 16th Street hashtag. Unloading and loading of vehicles transporting portable equipment, materials and supplies must be hand carried or carted from either Constitution Avenue or the 16th Street hashtag.

DDD. The hash-tag pull off located at 16th Street and Constitution Avenue can be used to unload and load equipment on any day of the week outside of the hours of rush hour.

PERMIT NO:17-0389 AMENDMENT A

ISSUED TO: CATHARSIS ON THE MALL LLC

LOCATION: NORTHWEST QUADRANTS WASHINGTON MONUMENT

GROUNDS, INDEPENDENCE AVENUE BETWEEN 15TH AND 17TH STREETS, 17TH STREET BETWEEN CONSTITUTION AVENUE AND INDEPENDENCE AVENUE, AND CONSTITUTION AVENUE BETWEEN 15TH AND 17TH STREETS

NOVEMBER 6-15, 2017 (6:00 AM – 11:00 PM)

EEE. Vehicular access to the /northwest quadrant of Washington Monument, for set-up, event, and tear down will be allowed on a reasonable basis to be monitored by NPS/USPP. Permittee is responsible for contacting Sgt. Erich Koehler or Sgt. Ryan Pangretic, United States Park Police, 202-610-7092, at least 48 hours prior to the set-up, to acquire a vehicular passes to drive onto the gravel walks. **USPP will issue 5 access passes for the Washington Monument northside walk. Access vehicular access passes have been issued. Due to limited size of the sidewalk permittee should stagger delivery times so that no more than 3 vehicles are on the sidewalks at one time.**

FFF. **PARKING:** Permittee has been issued Green National Mall and Memorial Parks parking passes for the following areas: a. Two (2) Constitution Avenue

The National Park Service cannot guarantee parking. Permittee can use cones or mechanisms to secure allocated parking spaces. Parking or staging vehicles on the turf, flooring or sidewalks is prohibited.

Resource Protection for Parkland (General)

GGG. Pursuant to 36 CFR 7.96(g)(xii), the alteration, damage, or removal of park resources or facilities is prohibited. No holes may be dug and no item, including signs or banners, may be attached to park trees, plantings, benches, fences, light standards, or any other park landscape element.

HHH. No interference with the pedestrian traffic and no blocking of entrances, sidewalks, or driveways is allowed. No impediment to or disruption of vehicular traffic is permitted. All areas are to remain open to the general public at all times. The production company will post signs to detour the general public from event construction areas and direct people to other sidewalks during the event.

III. **No activity associated with this permit can be conducted within the base of the Washington Monument. No set up permitted within the vehicle barrier system.**

JJJ. Throughout the course of the permit, the Permittee will require employees/volunteers, and contractors, to exercise special care and attention to protect the resources of the Washington Monument grounds and its environs. In addition, the Permittee must supervise their contractors, volunteers, and employees during setup and teardown to assure that there is no damage to park resources.

KKK. **The permittee shall require all employees and/or contractors to exercise all normal and reasonable safety precautions and to protect park visitors and property. Suitable devices such as barricades, fences, light towers, etc. necessary for employee and public safety, shall be provided and adequately maintained. Such devices require the concurrence of the NPS Coordinator or designated representative.**

LLL. The Permittee is responsible for providing all necessary equipment/objects to conduct this activity. All equipment must be removed from the park immediately following the conclusion of the event. Items left in the park will be considered abandoned property and will not be the responsibility of the National Park Service.

PERMIT NO:17-0389 AMENDMENT A

ISSUED TO: CATHARSIS ON THE MALL LLC

LOCATION: NORTHWEST QUADRANTS WASHINGTON MONUMENT

GROUNDS, INDEPENDENCE AVENUE BETWEEN 15TH AND 17TH STREETS, 17TH STREET
BETWEEN CONSTITUTION AVENUE AND INDEPENDENCE AVENUE, AND CONSTITUTION
AVENUE BETWEEN 15TH AND 17TH STREETS

NOVEMBER 6-15, 2017 (6:00 AM – 11:00 PM)

MMM. **No set-up is permitted within the drip-line (root zone area) of trees or other vegetation. Any placement of structures near trees must be approved onsite with NPS representative especially near young trees.**

NNN. **Crate Storage and Bone Yards Prohibited:** Crate storage, bone yards, and staging areas may never be located within turf areas; they must be located on hardscape areas or off-site. Bone yards may not be located on NPS roads. Approved staging locations for pallets must be designated, and used during set up and take down only. Off-site preparation and construction in bone yards may be needed to support this. On-site staging areas are to be used for no more than two (2) days; staging and storage requiring lengths of greater than two (2) days must occur off-site.

OOO. **Cables:** All cables (power, audio, etc) shall be encased in a Yellow Jacket wire troth (or approved equal).
a. **Where a wires/cables path crosses a known road or trail, ADA compliant Yellow jacket or approved equal must be used.**
b. **The troth, where it crosses turf must be place on approved decking. Shifting the troth on a daily basis is needed to avoid damaging the turf.**
c. In a stage situation, cables should be flown over the steel, tied to stage or structure under the stage, and the mix position and not allowed to touch any grass area.
d. Areas not requiring Yellow Jacket Troth but on the turf, the cable shall be laid on two layers of Enkamat and moved every 24 hours.

PPP. **Protective Flooring(decking) must adhere to the following conditions:**

- i. Comprised of single-sided or double sided high density translucent polypropylene. Dirty panels will not be accepted, as translucence is limited by this.
- ii. Not result in turf damage during removal.
- iii. The cavity back (if specified) must have appropriate clearance above crown of grass (not compress the turf, approximately 1.75" to 2.25"); this depends on the time of year and ground conditions.
- iv. Cavity back must have holes for air, light, and water to permeate the product.
- v. No fabric or other obstructions to turf decking covering holes or blocking light will be allowed below the protective decking
- vi. Protective decking will be installed slightly larger than the footprint of the structure and pedestrian pathways to the tent entrance(s).
- vii. **Covering flooring: Carpet and/or vinyl, tarps may be allowed on top of the decking with seasonally defined time restrictions.** Installed no more than one (1) day prior to the event. Therefore, installation after five (5) pm and working through the night to minimize turf coverage time is permitted with approval from the Superintendent's office.

PERMIT NO:17-0389 AMENDMENT A

ISSUED TO: CATHARSIS ON THE MALL LLC

LOCATION: NORTHWEST QUADRANTS WASHINGTON MONUMENT

GROUNDS, INDEPENDENCE AVENUE BETWEEN 15TH AND 17TH STREETS, 17TH STREET BETWEEN CONSTITUTION AVENUE AND INDEPENDENCE AVENUE, AND CONSTITUTION AVENUE BETWEEN 15TH AND 17TH STREETS

NOVEMBER 6-15, 2017 (6:00 AM – 11:00 PM)

QQQ. Protective decking is only permitted to be setup on any turf areas for a:

viii. **MAXIMUM of five (5) DAY with a three (3)day photosynthesis requirement. Meaning the protective decking cannot be covered with staging, tents and/or other blocking materials for more than 3 days.**

ix. **Permittee is required to rotate or remove flooring once the 5 day maximum occurs or the 3 day photosynthesis limit is met.**

Permittee responsible for but not limited to moving the flooring or exhibit to stay within the turf requirements: Abraxas Stage; Our Evolution Banner Tower; the Temple; Two (2) Geodesic Domes; Build HQ tent, matrax pathway and generator,; or any structure placed prior to November 8th ; or any structure that blocks photosynthesis.

RRR. **Staking:** Staking is generally prohibited on the Washington Monument Grounds and unless a utility location is performed by a licensed company. Permittee is responsible for ensuring that underground utilities are located prior to grounding of generators in the northeast quadrant of the Washington Monument grounds. Permittee has indicated that a utility location company will mark utility lines located on the Washington Monument Grounds. Permittee must provide the NPS with a copy of the report prior to staking object into the ground including tent stakes and ground rods. Permittee should avoid all underground utilities. **A utility scan is not required for stakes not penetrating the ground more than 18 inches.**

SSS. **Turf :** The Washington Monument consist of both Level 1 and Level 2 Turf. Level 1 turf includes the western center panel and elliptical area surrounding the Washington Monument (above the barrier wall).

TTT. **Water Ballast:** Water barrel, concrete blocks or similar anchoring devises may also be used to anchor tents and other structures approved for placement on the Washington Monument grounds. If water ballast are used the following conditions apply:

- x. Vehicles are not allowed on turf to place ballasts except where permitted when proper measures are put in place.
- xi. Water from ballast may not be dumped on park grounds. Dumping water on turf areas is prohibited.
- xii. Water ballast and/or concrete blocks must be placed on approved decking or have 4 layers of Enkamat or equalivant and two layers of plywood ¾(ply wood is not permitted to come in contact with turf.
- xiii. Non-freezing, non-staining liquid approved by the NPS (water treated with bio-degradable antifreeze) in plastic containers shall be used as weighing elements.

UUU. **The turf manager will inspect the area for damage after the event in order to determine the extent of turf that will need to be replaced by sod.**

VVV. **Tear-down of the stage and structures should begin immediately following the conclusion of the event unless noted elsewhere in the permit. Unless conditions due to weather would cause tear down operations to damage the turf.**

PERMIT NO:17-0389 AMENDMENT A

ISSUED TO: CATHARSIS ON THE MALL LLC

LOCATION: NORTHWEST QUADRANTS WASHINGTON MONUMENT

GROUNDS, INDEPENDENCE AVENUE BETWEEN 15TH AND 17TH STREETS, 17TH STREET BETWEEN CONSTITUTION AVENUE AND INDEPENDENCE AVENUE, AND CONSTIUTION AVENUE BETWEEN 15TH AND 17TH STREETS

NOVEMBER 6-15, 2017 (6:00 AM – 11:00 PM)

WWW. Setup of any type equipment including but not limited to, staging, tents, bike rack, chairs, bicycle rack, card board recycling or trash containers, exhibits, displays etc. is not permitted on the turf without the approved turf protection flooring.

XXX. Temporary Stages: Temporary stages or stage like structures site must adhere to the following conditions:

- t. All structures must minimize all points that come in contact with the turf grass, structures on the turf should be on a riser with as few points as possible touching the turf, if not on the protective decking, these points should have Enkamat and plywood pads underneath as outlined:
 - i. Each screw jack should have a 16"x16" wooden pad (3/4" plywood)
 - ii. two layers of Enkamat 18"x18".
 - iii. Five day maximum with a 3 day photosynthesis requirement
- u. Scheduling of set up should include efforts to hold off stage skirting installation until last possible moment and removed immediately after the event. This will allow for maximum light penetration and airflow.
- v. Ballasts should be situated on hardscape. If this is not possible, protect turf with four layers of and two layers of plywood (3/4"). Enkamat and two layers of plywood (3/4").

YYY. Chairs, other seating, and other temporary structures will be located on protective decking when applicable. 10 x 10 tents with just folding tables and chairs without a lot of foot traffic or used as a congregation area are excluded from this requirement.

ZZZ. Site maintenance: Permittee must adhere to the following conditions during the setup phase and strike phase of event in order to maintain a tidy worksite:

- w. All screws, fasteners, and ties should be policed during the build and retained during the removal.
- x. They should be made of a non-aluminum or non-plastic material. Cleanup with a magnetic sweeper is required to ensure all fasteners and screws are retrieved.
- y. **Steel, lumber, vinyl, and other construction materials, etc. should not be left on the turfgrass for a prolonged period of time (more than 4 hours).**

AAAA. All necessary precautions as deemed necessary by the NPS shall be taken to prevent damage to underground utilities, and sprinkler systems located throughout the site. Any utilities damage by this work shall be promptly repaired. The north side parallel to the center turf contains an irrigation system permittee should inform drivers that vehicles are not permitted to drive, turn around or straddle this area.

PERMIT NO:17-0389 AMENDMENT A

ISSUED TO: CATHARSIS ON THE MALL LLC

LOCATION: NORTHWEST QUADRANTS WASHINGTON MONUMENT

GROUNDS, INDEPENDENCE AVENUE BETWEEN 15TH AND 17TH STREETS, 17TH STREET BETWEEN CONSTITUTION AVENUE AND INDEPENDENCE AVENUE, AND CONSTITUTION AVENUE BETWEEN 15TH AND 17TH STREETS

NOVEMBER 6-15, 2017 (6:00 AM – 11:00 PM)

BBBB. In the event of significant rainfall permittee should contact Mr. Michael Stachowicz, 202-245-4694 or Marisa Richardson 202-528-9610, to request an inspection of the grounds and approval to drive on turf.

CCCC. In the event of significant rainfall the number of vehicles permitted to drive on the flooring will be reduced. Vehicles and other non-essential logistical vehicles will not be permitted to drive on the flooring. If mud seeps through flooring all vehicular traffic especially tractor trailer traffic will cease until the turf manager is consulted. All vehicles should use the 16th hashtag to facilitate deliveries and pickups.

DDDD. Site Monitoring: The permittee is responsible for additional safety and crowd management and selecting a contract security company to provide 24-hr security of equipment for the event, from installation through load out. Be advised armed security is not permitted at any time.

All services, including, but not limited to VIP access control, VIP protection, and overnight security rounds, must be provided by employees of licensed, incorporated security companies or volunteers. All other security functions must be provided by the United States Park Police. Contracted security firms must meet the following criteria:

- All security personnel must be unarmed.
- Contractor must provide appropriate insurance.
- All contracted security personnel must possess a current District of Columbia Security Guard License.
- All contracted security personnel must wear proper uniforms, and identification, and display a professional and display a professional and courteous attitude.
- Contractor must have the ability to supply additional personnel as required.
- Contractor must attend scheduled briefing and operational meetings.
- Contractor must abide by all relevant laws and rules of conduct.

Permittee indicates that Catharsis staff members and/or volunteers will serve provide the above mentioned services.

EEEE. Screenings: Catharsis will screen 2016 Equal Mean Equals documentary in Shiftpod tents and/or on an outdoor screen on Friday and Saturday evenings. Images cannot be projected on the Washington Monument.

FFFF. Overnight Security: Permittee will be responsible for providing overnight security. Individual(s) must be **properly identified and unarmed**. Permittee must contact Sgt. Erich Koehler and/or Sgt. Pangretic , USPP, 202- 610-7092, to finalize all security logistics. Volunteers and staff members will provide overnight security

PERMIT NO:17-0389 AMENDMENT A

ISSUED TO: CATHARSIS ON THE MALL LLC

LOCATION: NORTHWEST QUADRANTS WASHINGTON MONUMENT

**GROUPS, INDEPENDENCE AVENUE BETWEEN 15TH AND 17TH STREETS, 17TH STREET
BETWEEN CONSTITUTION AVENUE AND INDEPENDENCE AVENUE, AND CONSTITUTION
AVENUE BETWEEN 15TH AND 17TH STREETS**

NOVEMBER 6-15, 2017 (6:00 AM – 11:00 PM)

GGGG. Permittee is not permitted to setup equipment in the turf restoration area of the Washington Monument, which is delineated by black fencing.

Additional Filming Conditions

HHHH. All equipment must be portable and self-contained with all stands using rubber tips or matting as a base. All cables must be covered so as not to present a tripping hazard.

IIII. Filming /photography cannot interfere with public visitation or other permitted activities. All areas must remain open to the public at all times. No disruption or impediment of visitor/pedestrian traffic flow allowed. Sidewalk, building entrances road ways cannot be blocked at any given time. Pedestrians cannot be redirected nor stopped in order to capture scenes.

JJJJ. Any camera jibs must have ten-foot bike rack perimeter.

KKKK. **Chainsaw Portraits: is permitted to use fiberglass window screen mesh to catch sawdust and woodchips.** The artist will need to follow the "NCR Outdoor Event and Tent Requirements" for propane use or storage

- a. Propane cylinder (LPG) will need to be secure
- b. No storage of propane on site
- c. A portable fire extinguisher will need to be available, minimum rating, 30BC
- d. Maintain all combustible material, away from the propane, at least 10 ft

Portraits cannot be offered for sale or donation.

Bonfire/ Ceremonial Fire Conditions

LLLL. This permit authorizes the One (1) ceremonial burn consisting of 25 memorial wheels the burn site cannot exceed 5' x 5' x 5' and is pursuant to the following fire, life safety guidelines:

MMMM. **Bonfire/Ceremonial Fire:** A bonfire is an open burning fire, constantly attended outdoor fire utilized primarily for ceremonial purposes that has a **maximum fuel area of 5 feet in diameter by 5 feet in height.** Permittee is responsible for providing a site plan that depicts the proposed location of the bonfire/ceremonial fire, the location of all utilities such as gas meters and overhead power lines, and the location of the two closest fire hydrants and all fire department access routes.

NNNN. **Fire Safety Requirements: The ceremonial fire must adhere to the following requirements:**

- z. Maximum of one (1) bonfire per day may be approved
- aa. Maximum fuel area of 5 feet in diameter and 5 feet in height**
- bb. Minimum distance to structures, 50 feet
- cc. Minimum distance to any woodland, 150 feet
- dd. Minimum audience separation from the bonfire, 4 x the flame height, as designated by NPS staff

PERMIT NO:17-0389 AMENDMENT A

ISSUED TO: CATHARSIS ON THE MALL LLC

LOCATION: NORTHWEST QUADRANTS WASHINGTON MONUMENT

GROUNDS, INDEPENDENCE AVENUE BETWEEN 15TH AND 17TH STREETS, 17TH STREET BETWEEN CONSTITUTION AVENUE AND INDEPENDENCE AVENUE, AND CONSTITUTION AVENUE BETWEEN 15TH AND 17TH STREETS

NOVEMBER 6-15, 2017 (6:00 AM – 11:00 PM)

ee. Maximum duration, 3 hours

- ff. The bonfire shall be constantly attended until completely extinguished
- gg. A minimum of two 2 ½ gal. pressurized water extinguishers or two 4-A rating portable fire extinguishers, or a garden hose or water truck shall be available on site.
- hh. Burn only dry, well-seasoned firewood or similar clean burning wood and ignite with small quantity of paper.
- ii. Combustible or flammable liquids, or other hazardous materials, shall NOT be used to aid the ignition of the bonfire, open burning or recreational fire.
- jj. Permits will be issued after a satisfactory site inspection.
- kk. Periodic spot inspections and additional safety precautions shall be directed by the NPS staff, AHJ or local fire department personnel
- ll. **Post-Burn Requirements.** Verify the bonfire is completely extinguished 30 minutes after the controlled burn has been completed

OOOO. Permittee will establish the perimeter with twenty (20) fire perimeter team members, caution tape and safety fence. Fire perimeter team members will be identified with safety vest, whistle and badge. Permittee is required to have at least one (1) fire team member located in the grove of Cherry Trees.

PPPP. The permittee is authorized to use only liquid paraffin as an accelerant to light the memorial wheels; no other accelerant is permitted to be used. Fire dancers are permitted to use Coleman Camp Fuel only as an accelerant.

QQQQ. Fuel is not permitted to be stored onsite.

RRRR. Fuel for the bonfire should consist of seasoned dry firewood and other untreated wood products. No pressure-treated or chemically-treated wood may be used.

SSSS. Potential severe weather (i.e. thunderstorms, intense rain, hail, etc.) or steady winds of 15 mph or higher, or gusts of wind that exceed 20 mph may delay or cancel the burn portion of the event. Weather conditions will be monitored by NPS and Permittee on a continuous basis beginning at least three (3) hours before the scheduled start. If wind speed increases to a dangerous level or weather conditions deteriorate after the temple burn is started, NPS consulting with Fire Marshal and Permittee may elect to extinguish the fire to protect the public and area property.

TTTT. All ash, hardware and debris associated with the temple burn must be cleaned up and removed from the site.

UUUU. A secure perimeter either human or barricade of at least 7' must be placed around Fire Dancers. Fire dance will take place 10' from perimeter edge.

PERMIT NO:17-0389 AMENDMENT A

ISSUED TO: CATHARSIS ON THE MALL LLC

LOCATION: NORTHWEST QUADRANTS WASHINGTON MONUMENT

GROUNDS, INDEPENDENCE AVENUE BETWEEN 15TH AND 17TH STREETS, 17TH STREET
BETWEEN CONSTITUTION AVENUE AND INDEPENDENCE AVENUE, AND CONSTIUTION
AVENUE BETWEEN 15TH AND 17TH STREETS

NOVEMBER 6-15, 2017 (6:00 AM – 11:00 PM)

VVVV. **Burn Pad Composition:** 10' x 10' Main Pad consists of a grid of cinder blocks with a 9-piece steel flooring assembly engineered to be a burn pad.. There will be corrugated steel on top of the steel flooring and underneath it.

WWW. Contact Park Ranger Marisa Richardson or Mr. Leonard Lee, National Park Service, at (202) 245-4715, with questions or to discuss additional information regarding logistical setup.

XXXX. **The following Park Rangers will serve as monitors during the event:**

- a. **Martin Torres (202) 603-9499**
- b. **Betsy Buchanan 202-603-9491**
- c. **Marisa Richardson (202) 528-9610**

A. Contact Sgt. Erich Koehler and Sgt. Ryan Pangretic ,United States Park Police, at (202) 610-7092, with questions concerning police procedures or logistics.

A complete and legible copy of this permit must be retained on-site by the Permittee at all times while operating under the authority granted.

PERMIT NO:17-0389 AMENDMENT A

ISSUED TO: CATHARSIS ON THE MALL LLC

LOCATION: NORTHWEST QUADRANTS WASHINGTON MONUMENT

**GROUPS, INDEPENDENCE AVENUE BETWEEN 15TH AND 17TH STREETS, 17TH STREET
BETWEEN CONSTITUTION AVENUE AND INDEPENDENCE AVENUE, AND CONSTITUTION
AVENUE BETWEEN 15TH AND 17TH STREETS**

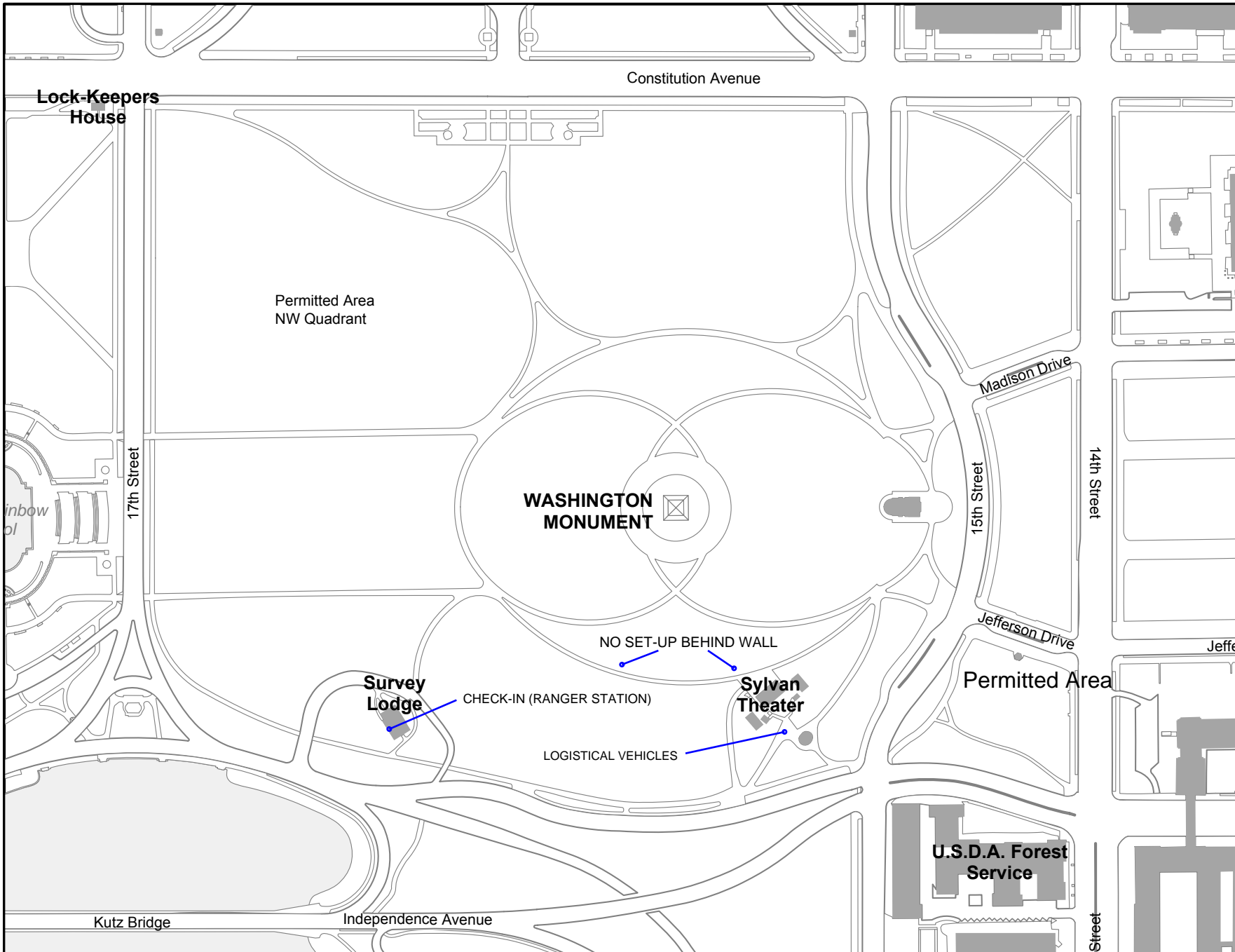
NOVEMBER 6-15, 2017 (6:00 AM – 11:00 PM)



3. All laws, rules and regulations applicable to the area covered by this permit remain in effect.
4. No fee may be collected, donation solicited, or commercial activity conducted. No items may be sold or offered for sale except for books, newspapers, leaflets, pamphlets, buttons and bumper stickers which contain a message related to your demonstration or special event. No other merchandise may be sold or offered for sale. **A stand or structure used for the sale of permitted items may not exceed one table per site, which may be no larger than 2 1/2 feet by 8 feet or 4 feet by 4 feet. The dimensions of the sales site may not exceed 6 feet wide by 15 feet long by 6 feet high.**
5. The area should be left in substantially the same condition as it was prior to the activities authorized herein, and all litter shall be placed in the trash containers provided.
6. This permit is applicable only for the use of the area designated above, and during the times designated above, or in any area as may hereafter be designated by the United States Park Police.
7. The use of sound amplification equipment, other than hand-portable sound amplification equipment to be used for crowd control purposes only, is prohibited on the White House Sidewalk (South 1600 Pennsylvania Avenue, NW, sidewalk between East Executive Avenue and West Executive Avenue). All sound amplification equipment shall be limited so that it will not unreasonably disturb nonparticipating persons in, or in the vicinity of, the area.
8. The National Park Service reserves the right to immediately revoke this permit at any time should it reasonably appear that the public gathering presents a clear and present danger to the public safety, good order or health, or if any conditions of this permit are violated.

Bob Vogel
Regional Director
National Capital Region



By:
Robbin M. Owen
Chief, Division of Permits Management
National Mall and Memorial Parks



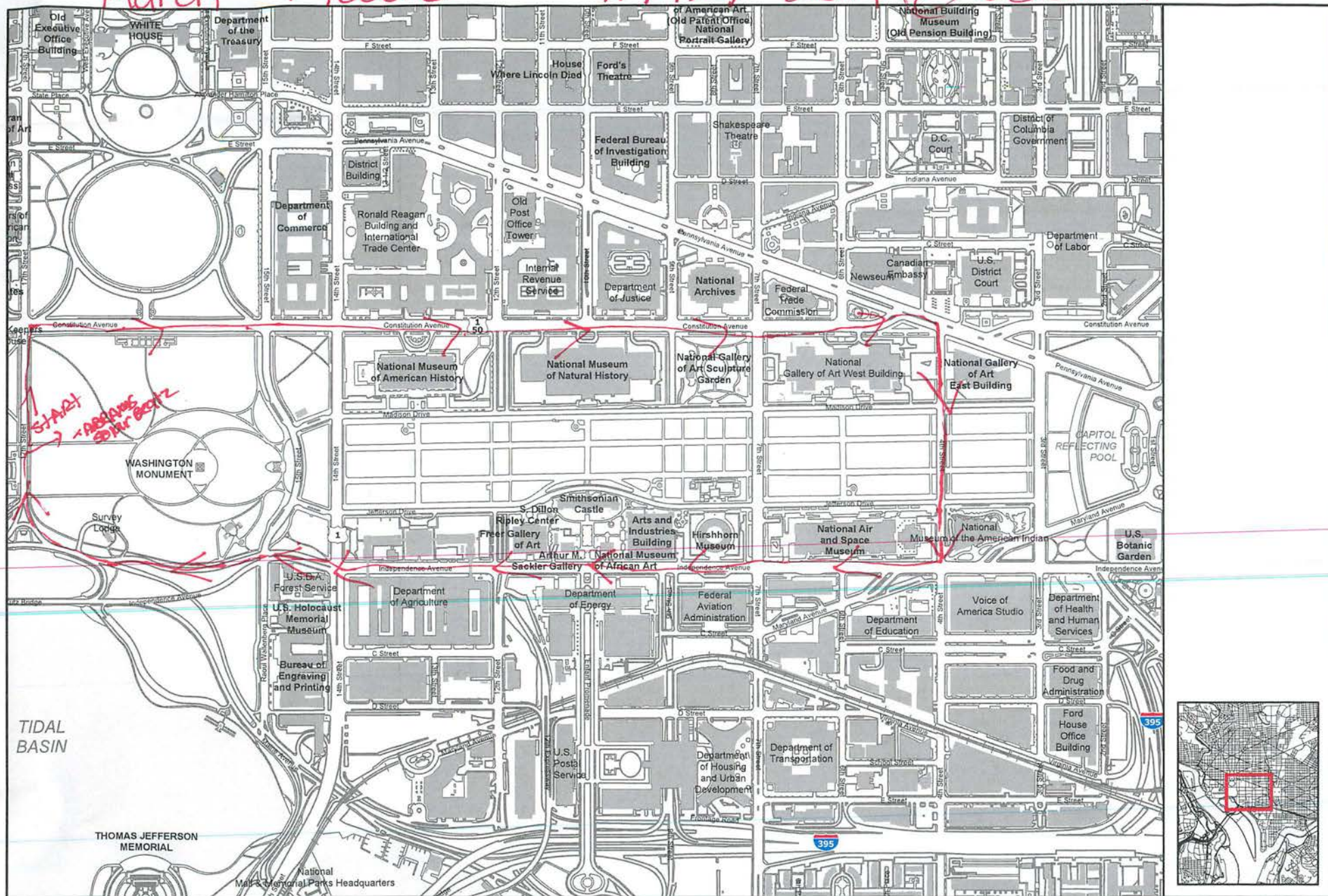
-  Building
-  Water



DESIGNED:	SUB SHEET NO.	TITLE OF SHEET	DRAWING NO.
DRAWN: BC		WASHINGTON MONUMENT GROUNDS	
TECH REVIEW:		NATIONAL MALL & MEMORIAL PARKS NATIONAL PARK SERVICE WASHINGTON, DC	PKG NO. SHEET 1 OF 1
DATE: 7/14/2005			

March 'Route

11/12/2017 @ 630 AM



0 500 1,000 1,500 2,000 Feet



DESIGNED:
DRAWN: BC
REVISION:
DATE: 9/3/2010

SUB SHEET NO.
TITLE OF SHEET
THE MALL AND WASHINGTON MONUMENT GROUNDS

NATIONAL MALL & MEMORIAL PARKS
NATIONAL PARK SERVICE
WASHINGTON, DC

DRAWING NO.
PKG NO. SHEET
1 OF 1

Section V – Plan B for Activity After Denial of R-Evolution Height and Turf Variances

!!!New Since Variance Denial!!!

Our Evolution Scaffolding Banner Tower

To protest the National Park service denial of our 1st Amendment protected speech and, extended vigil and to demonstrate we will not be silenced when it comes to women's rights and violence against women. The following request amending our application for our permit to allow for a banner tower.

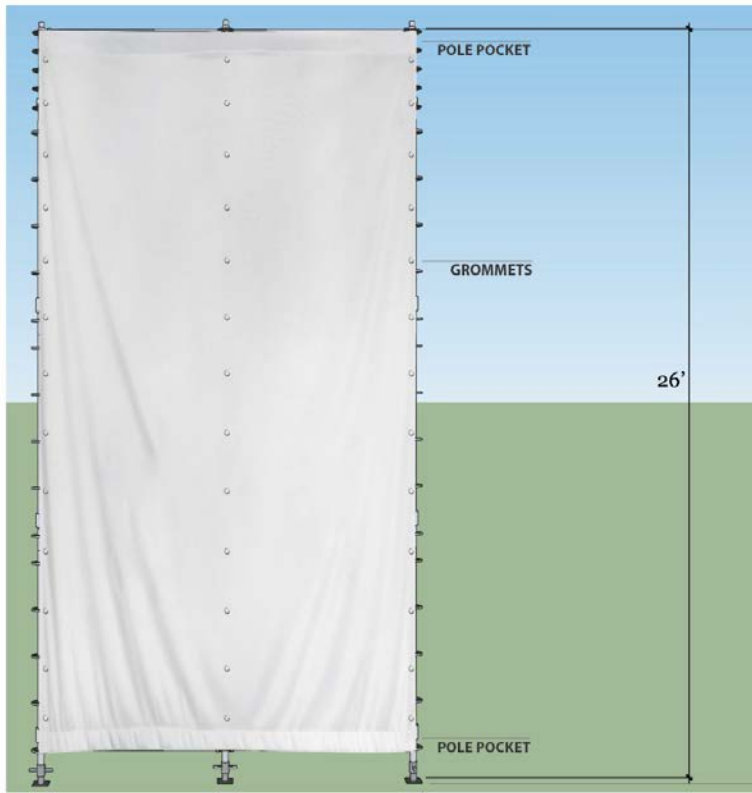
Name: Our Evolution

Scaffolding Projection Banner Tower, <http://www.marcocochranesculpture.net/>

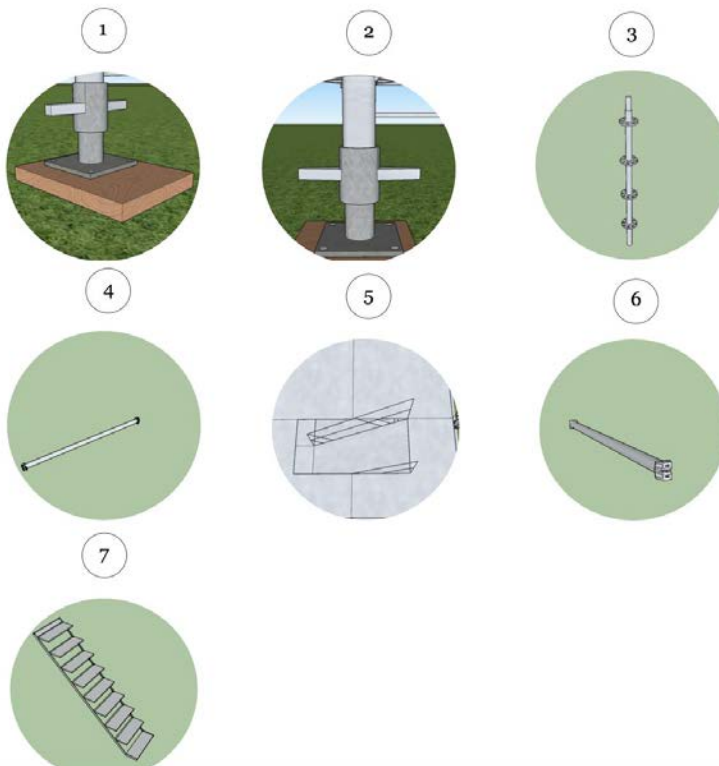
A 4 bay steel scaffolding tower will be erected outside of the vista that is 26 feet at its highest point and 24x 14 feet wide to hold printed images, one front and one back. White projection reactive material will be on the sides without the an image. The tower will be grounded and build according to OSHA guidelines with a bonded local company. Wood and Enkamat will be under the columns. Please refer to the scaffolding vendor quote and safety plan provided separately.



“Our Evolution” banner image, to be displayed front and back of the scaffolding tower on the fabric.

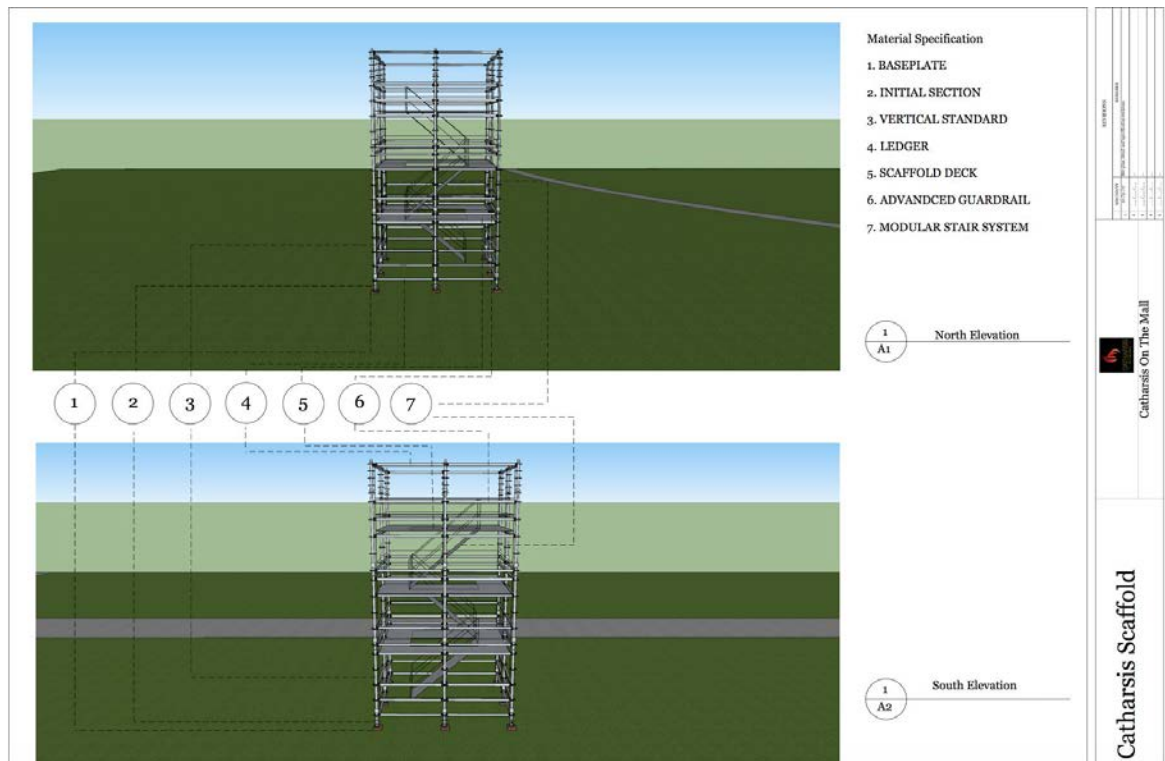


1. Fabric material maintains current certificate of fire retardant with laboratory reference.
2. Material will be made up of 100% polyester knit woven fabric.
3. Material maintains a stretch length of 10 lbs (ASTM 2594)
4. Material maintains an air permeability rating under test ISO:9237:1995 for outdoor use.



Material Specification

1. BASEPLATE
2. INITIAL SECTION
3. VERTICAL STANDARD
4. LEDGER
5. SCAFFOLD DECK
6. ADVANCED GUARDRAIL
7. MODULAR STAIR SYSTEM



Lead Build Contact Charles Planck (b) (6)

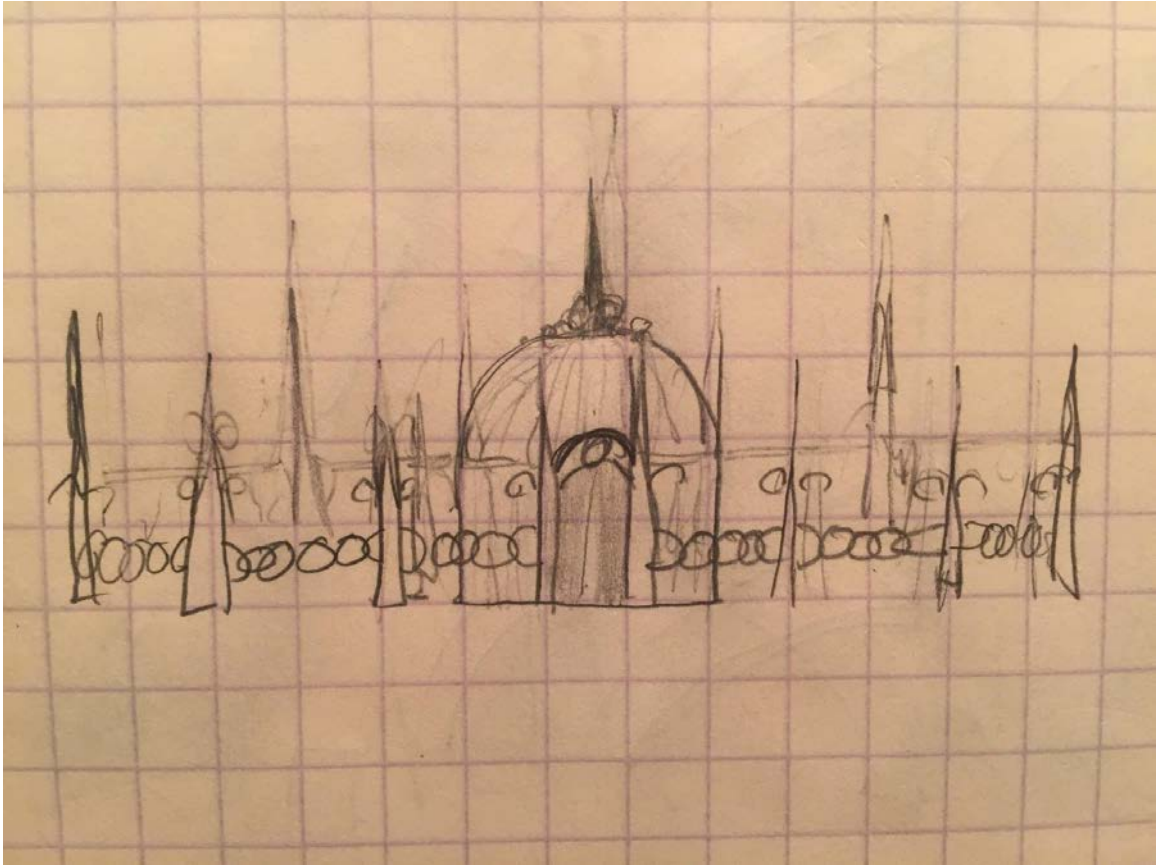
Lead Our Evolution Artist Mia Hardwick (b) (6)

Temple 2017


The Temple is a place for remembrance and reflection for all. This is a sacred space where people are invited to share their stories on the structure itself. If they wish to release something into the heavens, they have the option of writing on the Memorial Wheels and Blocks. On Saturday, the Memorial Wheels and Blocks will be transformed into ash with fire.

This space includes a main center structure, a fence, and a courtyard. It will be lit with rechargeable LED tea lights inside wooden lanterns. The Temple design will allow most light to pass through its open structure and layout. It will be welcoming to all.

The temple will be built upon a deck (or stage). Per the request from NPS, underneath each of the 6 support posts will be a 16" x 16" plywood and enkamat pad.



Installation Dimensions: 60' diameter, includes the temple, fence, and courtyard



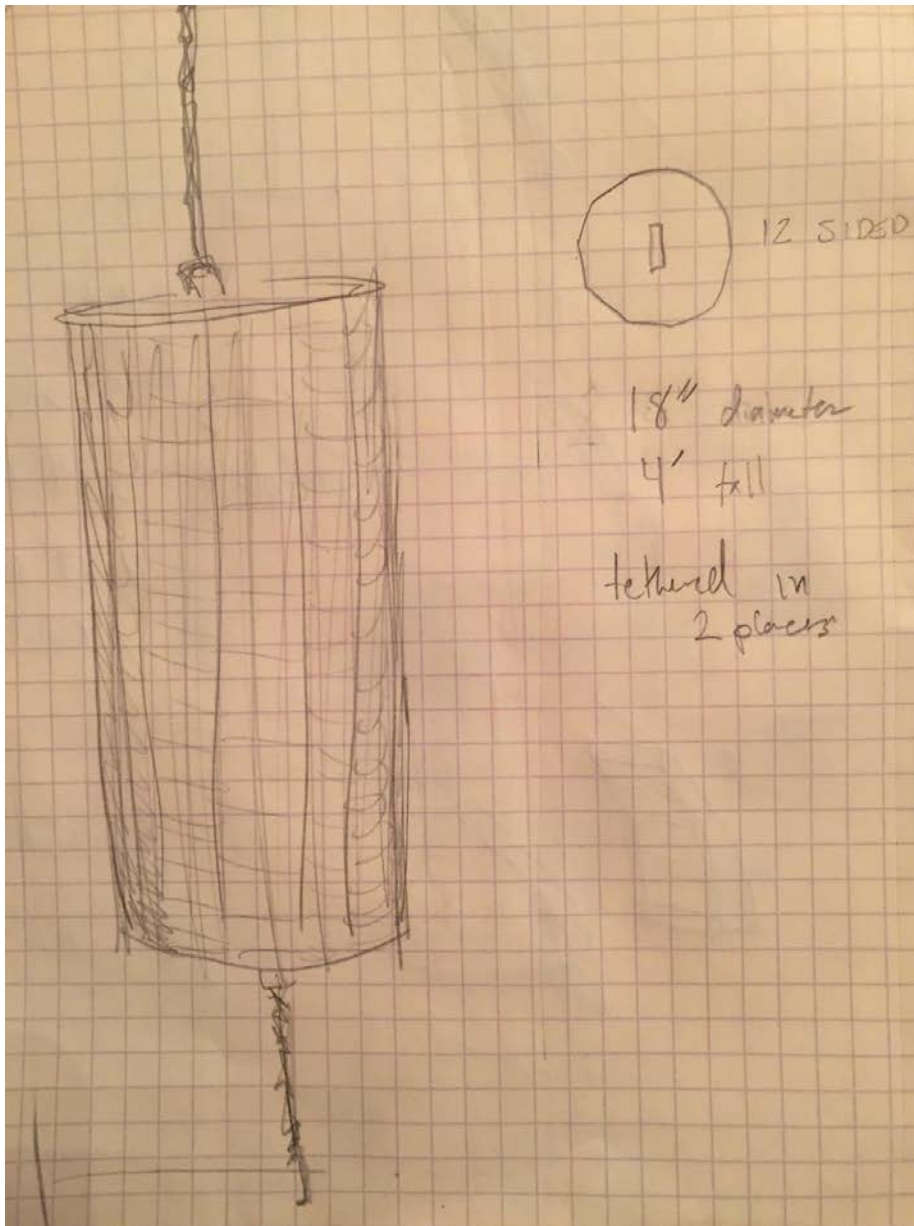
Temple Dimensions: 12 diameter x 12' height

Materials: dimensional lumber (2x4, 2x6, 2x12), plywood, ferrous hardware

- No pressure treated material, all wood materials purchased at lumber specialist

Memorial Wheels and Blocks: There are memorial wheels inside the temple structure that people are invited to write on. They are removed from the Temple and burned on Saturday night. They are 1' diameter round and 4' tall. They hang from the spaces between the Temple colonnade and in the courtyard. The wheels are 12-sided and made of wood. They are hung with natural rope and metal. <the image lists the Wheels as being 18" but they are 12">

There are Memorial Blocks inside the courtyard near the benches and they are removed and burned as well. These blocks are rectangular cut plywood (scrap pieces that have been trimmed) that are stacked and available for writing.



Video documentation of Temple of Rebirth controlled burn ceremony led by Michael Verdon, at Fire Base Lloyd in Delaware on May 28, 2017. https://youtu.be/FBX_dsBvXFA

Badge for Vigil Ceremony Staff:



Vigil Burn Ceremony Timeline:

On the evening of Saturday, November 11, 2017, we will begin preparing the Temple for the burn ceremony. Rain or shine, this event will occur. Only high winds would cause a hold on the ceremony.

7 PM - Establish the burn ceremony perimeter. 60' diameter perimeter around burn site is established with caution tape. Create burn platform. Badged access only. (6) Perimeter personnel are placed.

Light ceremonial fire on south side. This ceremonial fire is an elaborate-looking-torch with paraffin (tiki fuel with no citronella) inside the perimeter by 6'.

There is a main access point that is on the south side of the perimeter that is 15' wide. This faces the pathway for vehicle and burn-team access. It will be kept clear of audience members for the duration of the ceremony.

Fire Shin, Kyle Rasmussen, Lead of the fire conclave, arrives with the ceremonial fire dancers. There are 40 ceremonial fire dancers, "dancers." They are trained and have performed in Maryland, Washington DC, Virginia, and Nevada. There are 10 fire-safeties, "safeties," each with a fire retardant blanket (Duvateen) who will each watch 4 dancers. The dancers and safeties will be wearing natural (cotton, etc) fabrics with matching outfits which do not melt and have a higher autoignition temperature.

A 3 container fuel-station will be set up by the "Fuel Maven." The Fuel Maven will monitor the fuel station during the duration of the ceremony. No open flames or smoking will be allowed within 20'. The Fuel Maven will monitor the area and oversee the fueling of all tools. The fuel being used to light the tools is Coleman Camp Fuel. This "fuel station" will be located on the south side of the perimeter. The fuel station is a metal container placed on the ground with the fuel, in its legal container, and drip-containers.

The dancers use tools that are steel and kevlar-wicking soaked in Coleman Camp Fuel. They use secondary drip-containers to ensure no fuel soaks the ground. They fuel each dance tool 10-minutes prior to performance at the fuel station.

8:00 PM - (20) Fire perimeter members (who are badged and wearing orange safety vests) will get into position around ceremony perimeter, evenly spaced out every 15'. They will be our eyes and eyes for problems and potential safety hazards. 3 Perimeter leads with ABC fire extinguishers will be spaced evenly in the perimeter. All perimeter team members will be provided whistle.

8:00 PM - Build fire stacks on the burn pad with the altar parts, wheels, blocks, decorative safety fuse, trays, bowls, herbs, and flowers

8:30 PM - The fire dancers begin their ceremonial dance. This dance takes place 10' from the perimeter edge. The fire safeties stand 7' from the dancers towards the structure. Performers light their tools from the ceremonial torch on the south side of the perimeter.

When a safety notices anything going wrong (example: dancers clothing catch on fire), they call it out loud to alert the performer. "Sean, your clothing is on fire, left leg." The safety waits for Sean to stop dancing and then moves in. Often, Sean will be able to put out the fire on his own. If a safety moves in the dancer raises their tools and safety applies the blanket to the area on fire. Dancers' tools are extinguished through use, running out of fuel, or devateen. The dancers sit in a line along on the south side perimeter along the diameter line after their performance.

9 PM - Final fire dancer lights fire tool, steel and Kevlar wicking soaked in a small amount of Coleman Camp Fuel, held by Michael Verdon. The Fire Marshall representative, Michael Verdon, and one person carrying a fire extinguisher will approach the burn pad to light the sacred fire. A safety with devateen will be standing by in emergency case and to put the fire out after the fire is lit. Dustin Smith on stand-by in Fire Protective suit to contain the fire in Dustin will also monitor any debris and the park grass.

9:18 PM - Climax of live fire event.

9:45 PM - Fire at below 3' and no longer a toppling hazard

9:45 AM - Once the objects being burned are under 3' tall we will open the perimeter for participants to approach within 10' of the fire. The Fire Safety Team will continue monitoring the fire. Fire Safety Team will begin raking coals to ensure even and complete burning. People walk in a circle around the fire together once the perimeter is reduced in size. People will be allowed to get closer to the fire at this time and be warmed by its heat. This is a critical part of the burns success. Due to the spiritual nature of this fire, its smaller size, and continually monitored perimeter, we believe there is low risk for incidents.

Equipment:

Caution tape

(24) 3' foot-tall posts for safety perimeter

Safety vests, badge, and whistle for Fire Perimeter Team - 20 sets

(2) ABC Extinguishers

(1) Water Extinguisher

(1) Magnetic Roller 36"

(1) Metal Rakes

(1) 10' Pike

(1) Metal shovels

- (1) Steel Drums
- (1) pair Fire Gloves

Egress/Clean-up Summary:

Corrugated steel will be placed under the object and extend beyond the platform to catch all wood and ashes.

When the structure has collapsed and the fire is lower than 3', we rake the fire to minimize its size and contents further.

After the ceremony the corrugated pieces will be removed, a magnetic roller will be used to remove hardware, and the ashes will be emptied into steel drums.

The grass surrounding the burn platform will be raked and cleaned for any debris.

Steel drums moved with 700 lb dolly to truck for removal.

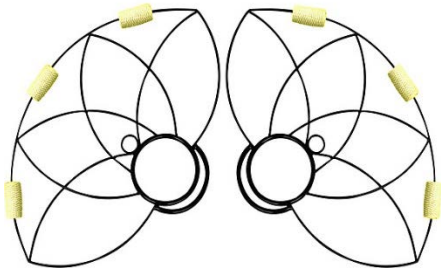
The removal will begin and be completed on Sunday, November 12, 2017.

Ceremonial Fire Dancers

Fire Tool Examples:

Fire Fans: Steel and Kevlar Wicks:

- <http://www.homeofpoi.com/>



Fire Poi: Steel and Kevlar Wicks:

- <http://www.homeofpoi.com/>



Fire Staff: Steel, aluminium, and Kevlar Wicks:

- <http://www.trickconcepts.com/Fire-Staff-Standard-P1763C11.aspx>



DC Area Fire Performers Dance Video Sample:

- https://www.youtube.com/watch?v=KQK3Q008_uQ

Site Safety Plan for Vigil Burn Ceremony on November 11-12, 2017 Prepared by Michael Verdon
October 5, 2017

This practice of using fire in sacred cleansing rituals is as old as religion itself. This ceremony is an important cornerstone of the Catharsis on the Mall Vigil. Fire releases into the heavens our wishes, fears, hopes, and memories both individual and collective. This ceremony can be a powerful part of the healing process and wellness.

On Saturday at 9 pm, we will burn the Memorial Wheels and Blocks from inside the sacred temple space. Usually the entire temple would burn as part of this ceremony. In an effort to collaborate and work with the National Park Service new rules, the Temple burn ceremony is being scaled down to removable sections of the sacred structure to fuel the sacred fire. We hope this will allow for an safe and reflective burn experience.

This year, on the burn pad, we have added a custom steel flooring that is assembled with clamps and bolts that was designed and built by Michael Verdon. Corrugated steel is placed over the custom flooring which all rests upon cinder blocks on the required protective flooring of plywood and plastic flooring mats. The custom steel flooring will protect the resource from heat damage from the fire.

The Burn Pad is is sacred ceremonial space. It will be adorned with flowers and herbs that decorate it. These flowers are fresh and purchased from a wholesale dealer. There are 4 water-holding bowls that are made from wood in which flowers will be floating. There are 4 offering trays for people to leave their photographs and notes. These trays are 9 inches wide and 6 feet long with a height of 3 inches. The flowers, herbs, trays, and bowls are all burned during the ceremony with the wheels and blocks.

Burn Pad Layout

- Materials: corrugated steel (CS), cinder blocks (blocks), and custom steel floor that Michael Verdon made and used for other burns successfully
- Corrugated steel over the custom steel floor sitting on cinder blocks
- The burn pad this year is its own installation for the fire ceremony. It will be adorned with flowers and herbs, 4 offering tables (9" x 6' x 3" tall wooden tables), and 4 water carrying bowls

Water Temple Pyramid



This mobile installation has travelled the U.S. this summer sparking conversation in public squares across the country, creating and holding space for honoring the water.

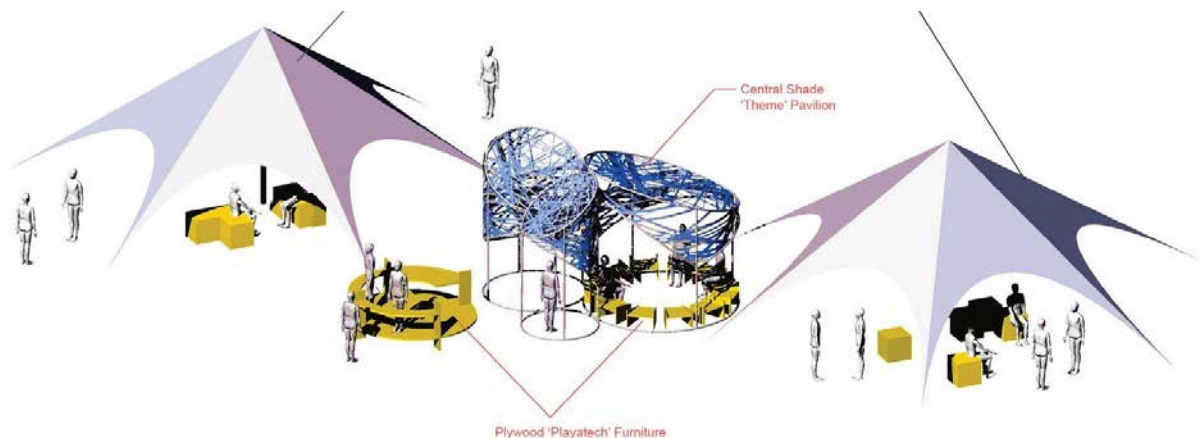
Dimensions: 20 ft W x 20 ft L x 15 ft H

Materials: Wood, canvas, cord, a suspended gong. Does not require staking or block photosynthesis. Will use Enkamat and plywood squares on corners under base wood to keep off turf. Can be unloaded from pathway and assembled without heavy equipment.

More Information: <https://spark.adobe.com/page/Q2iikfQgtKVbp/>

Contact: Mary Frisbee of Future Clear / (b) (6)

Catharsis Center Camp





A central structure to serve as a hub for information about Catharsis, greeters, volunteers, and a chill congregating space. The space will include star shade tents (including the one pictured), playatech furniture and cylinder columns (less than 10' in diameter), and an info booth. Structures will be anchored using appropriate-length stakes.

Contact: Jerome Haferd, (b) (6)

"DC" Performance Stage

A small outdoor stage to host live music during the day. This will be constructed with wood ahead of time in "playa tech" style and painted, with a painted canvas backdrop suspended off the stage on poles. The stage will be 10' W x 20' L x 2' H. Per discussion with Marisa and Michael Stachowitz, the stage touches the turf on plywood edges and we will put it directly on the turf. Weight on the structure will be limited to a 4-5 piece band with gear, or 7-8 people at a time. We will construct it on site Thursday afternoon and deconstruct on Sunday afternoon.

Contact: Joshua Carroll, (b) (6)

SolarBeatz Stage

SolarBeatz is the ultimate exhibition of clean energy. This mobile soundstage/performance venue is a unique, thought provoking, inspirational and educational catalyst used at festivals, community events, private parties and schools to promote environmental sustainability. A modified delivery truck equipped with advanced solar, sound and lighting technology, this "mobile spectacle" stimulates audiences and demonstrates the possibilities of clean energy by fueling an array of electronics to create an outrageous audio visual experience all powered by the sun. SolarBeatz immediately converts the Sun's powerful rays into an Earth friendly party or stores the clean renewable energy in a battery bank for use after dark. SOLARBEATZ is used to provide clean energy at events of all kind, to power live bands, DJ performances, dance parties, movie screenings, sustainability presentations; the possibilities are up to you.

TRUCK:

- 1999 Freightliner Truck MT-45 Utilimaster
- Cummins Biodiesel Engine (& recycled veggie oil)
 - Dimensions closed: 25'L x 8'W x 10.5'H
 - Mobile or Stationary Setup: 25'L x 12'H x (16'W with stage canopy open, 23'W when rear panels open)
- SET-UP/STRIKE: 8 hours with no need for heavy equipment

POWER SPECIFICATIONS: We provide all the clean, solar energy we need to function as an art piece/experience.

- Maximum Output: 3.3 kW (30A @ 110VAC)
- Max Output (DC Bypass) 6.5kW (60A @ 110VAC)
- Direct Solar Output: 3.5 kW (22A @ 48VDC)
- Battery Life: 12 hrs @15A, 6 hrs @ 30A
- Customizable/Expandable Power Option using mobile solar trailer (Available to 120A @ 110VAC)

SOLAR/POWER:

- 18 – 230 Watt Helios 6T PV modules (USA)
- 48VDC 440 Ah Battery Bank
- Outback Power Flex One Power Management
- 30 Amp 110V/220V service
- Backup 7,000 Watt biodiesel generator

AUDIO:

- 2 – QSC KW153 1,000 Watt Loudspeakers
- 2 – QSC KW181 1,000 Watt Subwoofers
- 2 – QSC K12 1,000 Watt Monitors
- Mackie 24 Channel Console
- (QSC's KW153 was nominated for Music & Sound Awards' Best Speaker of 2010)

LIGHTING:

- 4 – LED Color Rails
- 4 – Color Splash LED
- 2 – Circus
- 2 – Sweeper LED
- 2 – LED Techno Strobe RGB
- 1 – Gobo Zoom
- 1 – Bubble King



Contact: Annie Coleman, (b) (6)

3rd Space Place Discussion Space

A true "third space" is a welcoming, easygoing retreat where friends and strangers alike are made welcome. 3SP (Third Space Place) began as a Burning Man camp designed to promote the Principles of radical inclusion, gifting, radical self-expression, communal effort, participation and immediacy. As a camp, we celebrate and validate every individual's uniqueness and contribution to the community through meaningful conversation, personal engagement, and authentic

interaction. In community life, "third spaces" are social, relaxing locations separate from the two default environments of home ("first space") and work ("second space"). One of 3SP's primary goals is to invite anyone passing by to stop in, converse, express themselves, and participate. As a result, at most times of the day and night, 3SP will have people hanging out in the 3SP "living room" — resting on our couches, chatting over our coffee tables, waving to passers-by.

3SP space will be composed of 2-3 10 x 10 pop ups and simple low-impact furniture. Matrax will be used if required.

Contact: Leslie Stein (b) (6)
Kathy Baird, (b) (6)

Rainbow Portal

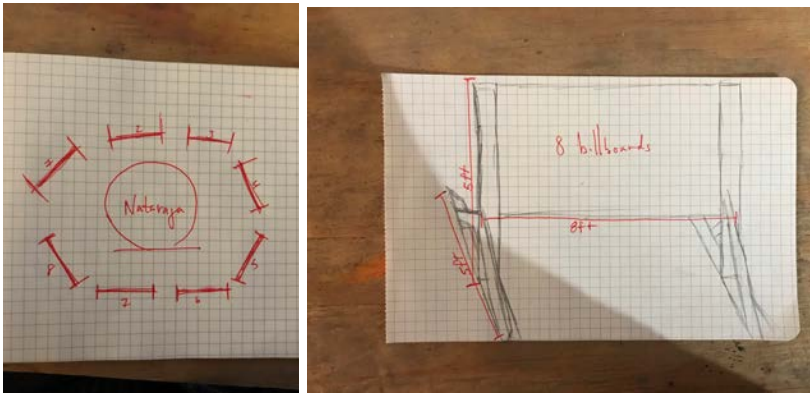
The Rainbow Portal is the reincarnation of the pride billboards from 2017 Burning Man and is a statement on aligning with trans and LGBTQ individuals. A memorial entitled Black Trans Lives Matters is among the billboard topics. Arranged in semi circle in the center will be a 6 foot statue of Lord Shiva Nataraja made from paper mache by artist Emma Hary. Nataraja has a steel frame weighing approximately 250 pounds. For added stability there are 6 cord rope guidelines and attached to 12 inch stakes only needed in case of high winds, but the sculpture is freestanding. It is made of paper and steel tube.. Most weight is in the steel base. The sculpture withstood 50 MPH winds this summer.





The Pride Boards were created to bring awareness of our gender and sexual expressions and how they have been repressed and oppressed by society and cultural norms. If we understand humans to be diverse and fluid, our gender expression should also be fluid and forever adapting as we live our lives day-to-day.

The Rainbow Portal will be serving as an interactive art piece and also space for the Gender Dialogue. We want to create organic dialogue amongst participants by giving experiential learning and storytelling from the facilitator about their lives and how gender has affected their relationships with others and relationships with themselves.



Billboard support frame detail.

Contact: Natalie de Leon, (b) (6)

The Octonest

The Octonest is a safe, welcoming, and tranquil interactive space for Catharsis participants to retreat from the swirl of activities around them, and connect on a more intimate level.



The Octonest itself is an 8-sided playatech couch that is upholstered, padded, and furnished with pillows, blankets, and stuffed animals. The name “Octonest” has come to encompass much more than the structure. It includes the 8-sided pavilion tent that houses the nest, the sophisticated lighting plan that is adjustable in both color and intensity, and a continuously growing collection of art pieces that are displayed throughout inside and outside the tent area. The rules are minimal (no shoes or no sleeping), but they have served to keep the Octonest welcoming and public space for vigiling.



Dimensions: 20' x 20' x 13'H (peak), 6.6'H (side)

The Octonest will utilize 16 Matrax panels (16'x16') to provide turf protection for the playatech couch. The canopy utilizes 8" stakes on each of the vertical support beams. It will have a maximum capacity of 30 individuals.

Contact: Ann Phillips (b) (6)

Enchanted Love Forest and Break Your Heart Magic Theater

This installation will be placed no less than 18" from the tree canopy area near the North Dome. It consists of one 2'x2'x10' video tower, one 15'x20' communal area tent with open sides on Matrax, four 3'x3'x'4 illuminated mushroom statues, a 3'x5'x7' "Cat Booth" and one 10'x10'x10' cube made of 1" EMT poles with white mesh fabric draped across the middle that will be projected on to at night.



Dimensions: 2x2x10



Dimensions: 15x20


4 Forest Fungi



Dimensions: 3'x3'x4'



Dimensions: 10'x10'x10' made out of 1" EMT poles



Cat booth (3'x5'x7')

Contacts:

Umair Ahsan (b) (6)

Paris Bustillos (b) (6)

Additional Small-Form Art Pieces

“The Nest” Project

The Nest Project is an artist and mother's response to the ever growing pain, injustice, devastation, and wounding of our culture. It is an expression of returning to home, safety, and to our innocence. The Projects gives people an transformative experience by stripping it all down,

hopping in The Nest, and proving that we've all come from the same place.

The Nest is a 5-6 ft diameter nest made of twigs and found materials. Learn more at <http://debbiebaxter.com/about-the-project/> The project also includes hung photographs of people in The Nest. **Contact:** Debbie Baxter (b) (6)

Paradise Lies at the Feet of the Mother

Artist: Farrah Abubaker

Logistics: 8x10 footprint, will be on Matrax and follow photosynthesis guidelines

Paradise Lies at the Feet of the Mother brings to life an installation of my soul. Incorporating audio recorded from my handmade steel tongue-drums, paintings, and knitting activated by black-lights, my objective is to create an immersive space for the viewer to connect with. The periodic change in the lights represents the rhythm of the change in my life. I want you to feel that you have stepped inside my soul, and leave feeling like you have an understanding of how I cope and understand the world around me. See short video [here](#) and attached photo.



Created Equal

Artist: Branden Hall

Logistics: The frame touches the ground with flat 2x4's which will have enkamat and plywood squares, it is secured with 12" long rebar stakes. There is a marked out safety perimeter of 10' x 8' around the piece. It consists 4 homemade wood stanchions and bright yellow plastic chain. There's a sign about the piece and how to start it on one of the stanchions. See attached daytime and nighttime photo. I am going to propose to the artist that we bungie the arm to the frame when it is not being supervised, would welcome any other guidance or suggestions on possible safety concerns.

We think of Americans as "created equal", but that certainly does not mean we all live the same kind of lives. Much of how our lives go is outside of our control, yet there's still beauty in chaos. That's what Created Equal is all about. Created Equal is an interactive, kinetic LED sculpture that allows participants to experience how tiny changes can have huge effects. The sculpture is a wooden triple pendulum that participants start swinging using their own strength that has LEDs on the bottom-most arm. The motion of the piece is unique every time. [Video](#)



Searching for Eon

Using reclaimed paper from my everyday life, I make installations of 1,000 origami cranes in tribute to a friend of mine who died the day 45 was elected from a tumor on their brain stem. Ian was the first person to challenge me to celebrate diversity and community, but themselves were denied healthcare because of their gender identity. My installations include a participatory aspect where I teach others how to fold a crane and tell them Ian's story.

This installation will exist in a 10 x 10 pop up.

Contact: Miriam Sutton, (b) (6)

Reflection: The Stars That Change Who Are Ourselves

A portable infinity room, inspired by the work of Yayoi Kusama & her recent show at the Hirshhorn Museum in DC. It recently debuted at Constellation Burn in West Virginia and is intended to inspire visitors to re-evaluate space, perception, and their active role within the universe. "Reflection" is an 8 foot cube made of lightweight steel and 2x2 wooden beam construction, with stretched mylar mirrors on the inside and silvered foam insulation panels on the outside. A low silver dome covers the top to protect against rain & condensation. The external edges are lined with sparkling solar powered lights, and 10 individual LEDs hang from the ceiling inside slowly changing color to create an infinite rainbow starscape. Participants will also see multiplied versions of themselves and any light they bring with them, allowing for a variety of interactive experiences.

This project will be installed with < 18" rebar stakes and Matrax panels in walkways as needed. It will be installed on Thursday 10/9 afternoon and uninstalled by Sunday 10/12 afternoon for 72 hour turf cover compliance.

Contact: Connor Scalzi (b) (6)

The Graphic Sex Project

The Graphic Sex Project is an interactive installation where people make graphs of a positive sexual encounter using 1 cm colored cubes. There will be a large display of graphs people have made a previous events. People will get to browse what other people like to do sexually, and then make their own to contribute to the collection."The GSP is a way to open up conversations about sex in a joyful, fun and approachable way. It's playing with blocks! It's graphic, not graphic! Making a graph taps into different parts of the brain than are usually engaged when we think about sex, bringing a new perspective to our preferences. Looking at other people's graphs brings an awareness of the beautiful, abundant diversity of the human sexual experience, leading to an acceptance of each our own weird and wonderful way of experiencing sex. The graphs lead to conversations, adding words and visual aids to sometimes fraught topics.

It's about sex, but from just a few feet away, it's colorful colored cubes in pretty patterns. I'll bring lots of 1cm cubes, magic markers, colored dots, and templates for people to make their graph, and

a red furry lightbox, for taking pictures of the creations to add to the growing collection." I think sex is an important path into our being and our connection to others, and finding ways to talk about it with our partners and our friends is an important part of opening ourselves up to loving others and being at peace in our own bodies.

Contact: Jennifer Beman, (b) (6),
<https://www.graphicsexproject.com>

The Donald Dancefloor

A 6'x10' vinyl print of an computer generated artwork placed on 6 Matrax tiles. Setup after sundown on Thursday, November 9 and removed Sunday evening.

Contact: Nikolas Schiller, (b) (6)

Da Wa Da

Da Wa Da is an Afrocentric tribute Sculpture to the earth's meridian. It's a dancing giant (literally, it dances) symbolic of the focal point of earth. With the entity embodying my large metal sculpture we can all tell our story of what we would do as the focal point of the earth. I am the ONLY Sculpture major at Howard University. I specialize in blacksmithing and welding. I am also a soldier in the Army Corps of Engineers.

Height 8'8" Width 5' by 3'10" FOOTPRINT 5' by 3' This will be installed on Matrax

Contact: (b) (6)

King of Pain

"King of Pain" is a life size sculpture of a skeleton holding its own heart (which lights up red if electricity is available) in a 1920's wheelchair covered in imagery of guns, weapons and barbed wire. The sculpture symbolizes the endless circle of violence perpetuated by our weapons lenient & weapon idolizing culture. Footprint: 3' long x 3'wide x 8' tall will be installed on Matrax

Contact: (b) (6)

Past Years' Returning Activities

Mobile Stage: Abraxas: "Dragon of Self Determination", <http://abraxasdragon.com/>



The Dragon of Self Determination serves as an artistic, mobile A/V stage and parade vehicle. It is a multi-level platform truck with a rebuilt artistic frame. It was built in 2006 and debuted at the Washington, DC National Mall in 2010 as part of the Rally to Restore Sanity and/or Fear, which was a permitted gathering that took place on October 30, 2010. It will be placed on Matrax flooring.

Abraxas Vehicle Licensing Information



New tag on the bus. Insurance by Reinholt & O'Hare Insurance Policy (b) (6)

Engineering Drawings sent separately on October 2, 2017.

Catharsis "MARCH for Equality"

Abraxas will make her third voyage on the DC streets at 6:30am, **Sunday, November 12, 2017**, when she marches around the National Mall at sunrise to advocate for the passing of the Equal Rights Amendment. A march permit application is on file with MPD. When she returns from the march she will be parked on a new spot of matrax to reset clock covering turf during the break down.



Lead contact: Adam Eiding, (b) (6)



The Open Jail

This interactive space will never lock or close. The open jail is place for conversation about people going through confinement of a loved one. The top is chalkboard will have various messages through the demonstration, also part of the sculpture will be the “AllSphere LED light system” that was at Catharsis last year and symbolizes sacred geometry.



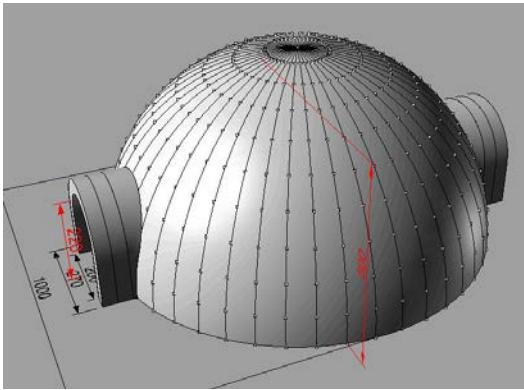
The AllSphere is made with steel cable, LED lights inside translucent plastic tubes. The dimensions are 109” inches by 109” from tip to tip. The Open Jail will be placed on 12 Matrax panels on Wednesday, November 8 and removed Sunday, November 12.



Contact: Adam Eiding, (b) (6)

The "Soundbath" Inflatable Igloo

The soundbath "igloo" is a 1000 cm (~32 ft) diameter inflatable dome. It has two large open entrances about 7ft x 7ft. Fully inflated the walls are about 2 feet thick, which I calculated to about 3 lbs / sq ft of pressure on the turf - negligible. It is filled with regular air. It should be far away from any flame / heat source but nonetheless I believe it is made from PVC Tarpaulin material, which meets several flame retardant certifications as described on the [manufacturer's website](#). It will be installed from Friday early AM - Sunday (3 days). It will follow the same regulations as our other domes in terms of emergency lighting and fire extinguishers. The igloo will be anchored with 18 individual 18" rebar hooks.




“Deadly Muppets” Lounge

Deadly Muppets Lounge is designed as a place to chill, share and build community. The interior of the lounge is very sensual and relaxing and it has a very homey and mysterious feel to it with its rich jewel tone cushions, psychedelic tapestries, hanging lanterns, Persian rugs, marble tables and an impressive collection of lava and glitter lamps décor. In the lounge, participants are able to enjoy good company, music and sharing their experiences with one another.

The Deadly Muppets Lounge is a 20 x 40 “wedding style” tent. It will be installed on Wednesday 11/8 through Sunday 11/12. The walls will be rolled up during the day to allow for normal ambient photosynthesis.

The Liberty Pole

In addition to the previously stated items we will include a 25-foot aluminum OSHA approved flagpole to be referred to as the “Liberty Pole.” The pole will be kept vertical in a 12 ft x 12 ft wide “X” patterned base with wood seating 2.5 ft off the ground hiding the base. The base consists of 2”x6” wood and held together with wood screws, ½” lag bolts and 500 lbs ratchet straps. LED lights rope will light the entire perimeter and be on the pole. The aluminium pole will be tied down to a 4 foot high pole slot in the center of the “X” base and feature a fabric Liberty cap on top of the pole.



Pride Community Liberty Pole

Features a wood frame pole base made from 2x6 inch 6 foot "right angles held together with three 500lb capacity ratchet straps and four playa tech benches made from $\frac{3}{4}$ inch plywood. Inside the base is a 25 foot OSHA approved aluminum pole which is tied to the base (not pictured), atop the pole is a Liberty Cap. We do not believe the Pride Pole requires matrax and will be on turf for less than 3 days.

Geodesic Domes (2 Metal Domes)

2 metal geodesic domes to be used for speakers, performances, music, visual art, and a gathering space. The dome is 30' in diameter and 15' tall at the center. The dome manufacturer's website with additional information can be found [here](#). We plan on covering the dome with vinyl tarp covering in case of rain (as seen in the first photo, below). The vinyl covering can be viewed [here](#). We have the option to put a 60'x 40' vinyl covering on the floor of the dome. This provides additional protection from people's shoes and feet on the grass.

To protect the turf beneath the domes, we will place Enkamat or similar padding squares underneath the edges of the domes that touch the turf. We will also place square blocks of wood (2x4s and/or 4x4 pieces of lumber) underneath the edges of the structure to prevent it from digging into grass.

Pictures of the actual domes we will be using are found here, below:



True Mirror Experience

A 30 foot wall of True Mirrors that reflect people as they are, without reversing left and right. Within the new reflection is a doorway to the true self, full of light and life. Healing can occur because seeing is believing; our true nature is a beautiful thing. See <http://www.truemirror.com/>

Contact: John Walter (b) (6)

Hanging Balls

A 8' cube of hanging shiny silver balls lit in blue. Simple, joyful, engaging. **Contact:** Ursula Sadiq, (b) (6)

Demonstration Art Pieces and "Tentstallations"

Additional small demonstration "tentstallations" will be set up to inform the participants about various issues related to the drug war. In addition, we have invited other artists to display their thematic art. Below are pictures of the tentstallation structures and example of art to be displayed:

Consumer camping tents



8 SHIFTPOD tents would be used throughout the vigil. Manufacturer website here:
<https://store.advancedsheltersystemsinc.com/>

Canopy Tents (10x10s and 10x20s)



Artwork (by Quest Skinner) on display (hung or on stands)



Meso Creso DJ Booth

Hollow Wooden/Metal Art Sculpture (no tires), as shown below at Catharsis 2015. Turf touch points are 4 dolly-style wheels (~5" diameter) and part of fiberglass wheel cover (18" long, ~0.5" thick). Will roll into place after sunset on Thursday night and be off turf on Sunday afternoon.

Chainsaw Portraits by SawAddict

Artist Glenn Richardson uses a STIHL 193 chainsaw, <https://www.stihlusa.com/products/chain-saws/farm-and-ranch-saws/ms193ce/>, and a standard propane handheld roofing torch, <https://www.harborfreight.com/propane-torch-with-push-button-igniter-91037.html>, to carve portraits of people out of wood stumps. Artist will use a 10x10 popup tent and fiberglass window screen mesh on the ground to catch the sawdust and woodchips, instead of a tarp, to allow photosynthesis.



Propane torch

Artist: Glenn Richardson, (b) (6)

Website: <http://www.sawaddict.com/>

Fire and Temple Ceremony Proposal

We see the ceremonial burn as the centerpiece of our vigil. The temple and ceremonial burn is part of a ritual healing ceremony of healing through sacred fire, which is a core part of our participants' religious and spiritual practice.

Michael Verdon is the lead contact representing the multi-denominational group of sacred fire practitioners, ritualists and that will participate in the ceremonial burn of the temple as part of their religious practice. Michael has built and burned numerous effigies and temples as part of similar ritual religious and spiritual healing ceremonies. Michael's spiritual practice is based in sacred fire traditions. The public will also be welcome to participate in the ceremony, consistent with the tradition of Michael's multi-denominational sacred temple burns.

MOTORIZED VEHICLE LOAD/UNLOAD POLICY: Motorized vehicles will need to drive on WAMO walkways to deliver and remove materials used for assembly of vigil site, stages, Temple, Scaffolding Banner Tower, art installations, tents, and other structures, as well as vehicles which remain parked on-site during the vigil to serve as mutant stages. As described in "General Vigil Schedule" in Section IV above, vehicle loading and unloading will only be permitted during hours when vigil site is not open to the public. In addition, we will take the following measures to ensure public safety and convenience:

- Vehicles will be loaded/unloaded immediately on arrival and removed from WAMO walkways and permit site as soon as this is complete (excepting vehicles which remain on permit site as part of mutant stages).
- While in motion on WAMO walkways, all motorized vehicles will be supervised by at least two trained flaggers in bright neon vests with Catharsis badges (similar to badges shown in site safety plan below), who will keep the public well clear from the vehicle and ensure vehicle moves at a slow, safe speed.
- Verbal confirmation of the above policy will be required from everyone planning on production loading/unloading prior to the vigil.
- Any deliveries required during times when event is open to the public will be conducted from Constitution Ave.

Essential Vehicles Needing Authorization to be on National Pathway

We estimate we will need authorization for 20 vehicles and will be receiving from NPS 5 vehicle passes that can be used during the built, breakdown, and refueling times.. We do not have tag info for delivery vehicles at this time. We will use the Hashtag for load in and load out but also need access to the Monument path way at 17th Street NW

Vendor Delivery Vehicles

Matrax Flooring Semi x 2
Power Generators x 2
Crane x 2
Fork Lift x 1
Refueling x 1
Sound Stages x2
General Equipment Delivery Uhaul Box Trucks x 2
Temple Delivery Rented Box Truck x1
Toilets Delivery x 1

Staff Delivery Vehicles

Jeep with trailer - DC Tag (b) (6)

White GMC Sierra 2500 HD Truck with trailer - Virginia Tag (b) (6)

Abraxas Mutant Stage - Nevada Tag (b) (6)

Solar Beats Mutant Stage-

TEMPORARY STRUCTURE AND TENT POLICY: To ensure compliance with NPS guidelines and regulations, volunteers who are bringing or overseeing assembly of any structure or tent will be provided with the following policy and required to give verbal confirmation that they will follow the policy before they can bring their structure materials onto the permit area:

- Any temporary structure or tent with footprint larger than 10' x 10' will comply with photosynthesis guidelines either as described in per-structure detail above, or by being placed entirely on Matrax flooring and ensuring no turf area is covered for more than 5 contiguous days.
- No temporary structure or tent will use anchoring more significantly than 18" consumer-grade tent stakes. All anchoring that protrudes above ground level will be marked with flagging or tennis balls to avoid tripping hazard.
- Anything heavier than a consumer grade tent will have at minimum Enkamat between touch points and turf, with touch points minimized.
- Any temporary structure or tent larger than commercial grade (10x10) with walls will have properly lighted and marked entrances and exits, which are not blocked and are not tripping hazards while the vigil is open to the public.

FENCING

100 - Pedestrian Barricade Fences (7.5' x 3.5') Vendor: Long Fence

500' 1/4 in. x 4 ft. x 100 ft. Orange Barrier Fence

FIRE SAFETY: See Site Safety Plan Attachment

EQUIPMENT (Refer to installation descriptions, above, for piece-specific required equipment for install/de-install)

- **Up to 7,500 square feet of clean Matrax flooring** or equivalent w truck fork lift for install
- 6 OSHA approved propane heaters due to expected cold weather during our event.
Propane to be stored offsite.
- 2 ADA portable restrooms and 8 non-ADA portable restrooms
- 15 shelter "tentstallation" canopy tents and camping tents of various sizes education installations. **Not to be used for sleeping!**
- 60 folding and camping chairs
- 6 8x8 Plywood seating "couches"
- 5-10 10' x 10' or 10' x 20' Pop up canopy tents for organizers
- 2 10' x 30' canopy tents for organizers and welcome station.
- 20 8 foot tables for materials
- 80 LED 10-50 watt lights for dome and pop-up/canopy shelter lighting
- 15 LED 250 watt equivalent work lights and to be used with gels for low light a night
- 4 Camera Tripods for documentary crew and expected media
- 8 Car Batteries with Inverters in battery box for Liberty pole lighting, tentstallations
- 8 floor tarps and accompanying rugs for domes.

- 4-8 ABC Fire extinguishers
- 4 Burn perimeter posts
- 4 work ladders
- 8-12 Signs (2ft x 4ft or smaller) that comply with staking limitations
- 200 feet Rubber coated Rainbow Rope lights for lighting Matrax edges
- Stihl MS193 Chainsaw
- Handheld propane roofing torch
- 2 Battery Powered Light towers



Temporary Power System

Main Generator:

Generator (scheduled for continuous operation)

1. Model: MMD Airman
2. Size: 65 KVA
3. Dimension: 144"x70"x73"
4. Weight: 4025LBS



Grounding Rod

Generator supplied with grounding rod attached to chassis grounding system.

Cable

(All cabling is SOW outdoor cable compliant with CAS rating system)

1. 3 phase power will be supplied by “ #2 banded 5 wire cable”
2. Single phase runs will be supplied by “6/4 50 amp cable runs”
3. Single phase runs will be supplied by 16 gauge 3 wire extension cable.

Cable Covers

1. 5 channel all weather cable coverings will be supplied for all exposed cable

Breakout Boxes

(All boxes compliant with Nema 3R rating)

1. 3 phase 200 amp breakout boxes will be provided as main switches.
2. Single phase breakout boxes will be supplied as local breakers for tents and structures.

1 Honda 5400 Watt Generator, cables and power supply, Plywood Ground cover and baffle box

1 Honda 6500i Watt Generator (quiet model), cables and PVC ground cover

1 1600 Watt Generator, plywood ground cover and baffle box

SOUND

Primary Sound System - Abraxas on-board sound system, 20kW sound facing west northwest towards the Vietnam Memorial

6 secondary sound systems – 1 at Cognitive Liberty Pole, 1 at the South Metal Geodesic Dome, 1 at North Metal Geodesic Dome, 1 on the Solar Beats Mutant Stage, 1 on the JunXion Jaguar Stage, and 1 on the DC Stage. 14 powered 500 watt speakers, two 1000 watt subwoofer, cables, microphones, speaker stands, DJ Mixers, DJ controllers, and Computers

LIGHTING

We are renting one Solar Light Tower from United Rentals. Vendor has not provided exact specifications yet. The lights will be placed on Matrax flooring.

16 Lantern Stands made the poles are 104" tall with a 2' bar across the top and bases have three 2' legs that are 3' across. These will be placed along the pathways to provide illuminate at night. Lanterns will use Kerosene fuel that will be filled off-site Friday and Saturday.





PROJECTORS

We plan to have 8 standard video projectors and a projection screens to project on the surface of the domes, or onto screens. These projectors will not be used to project on buildings or monuments. At least one projector will utilize an interactive artwork component that will track participants and project their image in real-time with additive graphics.



PROJECTION CUBES

2 - 10'x10'x10' cubes made of 1" EMT metal poles & appropriate canopy fittings secured to ground with consumer tent stakes on corners with white mesh fabric hung from horizontal poles. Projectors mounted nearby.



5500LB 19' SHOOTING BOOM FORKLIFT

Vendor: Sunbelt Rentals - For use in constructing Abraxas Dragon and other needs. Will only be used on Matrax flooring.

PROPANE HEATERS

AZ Patio Heaters Patio Heaters, Quartz Glass Tube in Hammered Bronze. CSA Approved. Uses a 20lb Propane Tank (Lasts 8-10hrs. on High). Propane stored offsite. Link to specific details for propane heater model [here](#).

FOOD

We will not sell food. We would like to have 2 small electric kettles and a small camping stove (see below) for event staff use only to prepare hot drinks hot food.



MEDICAL

One or more certified medical staff will be on-site in a clearly marked, 3-sided medical tent during advertised programming hours when significant crowds are expected. All volunteers will be trained to know how to quickly find or get in contact with medical staff.

- Friday, November 10, 12:00pm noon - Saturday 3:00am
- Saturday, November 11 9:00am - Sunday 9:30am

Medical tent will have one certified medical volunteer present per expected 1,000 people at that time, with additional on-call medical volunteers on site (in total, 1 per expected 500 people at that time)

SECURITY

In addition to volunteer contacts, additional volunteers and/or professional security will be on-site at all times. During times when advertised programming is scheduled (same as listed in medical above), this team will include 1 trained volunteer or professional security per expected 500 people. Trained volunteers will have extensive training and experience in

de-escalation techniques and conflict resolution, and ability to communicate quickly with event organizers, NPS and/or appropriate authorities if necessary.

During other times (e.g. during event setup and breakdown), at least two total volunteers will be on-site as “art guardians.” They may or may not have extensive training but will have ability to communicate with event organizers and/or appropriate authorities if necessary.

ALCOHOL / SUBSTANCE POLICY

Catharsis on the Mall is a vigil for healing and an acknowledgement of our journeys. It is a space for consciousness, not for inebriation. Furthermore, it is on public, federal property and all federal laws are in effect. Anyone found consuming or possessing alcohol or illegal substances on the National Mall will be immediately asked to leave by volunteers and organizers, and law enforcement will be on site and assisting in maintaining public safety and compliance with the law.

A prominent disclaimer discouraging attendees from bringing or consuming alcohol, cannabis, or any other illegal substances on the National Mall is included prominently on the event information on our website (<https://www.catharsisonthemall.com/general-info/>) and on our facebook event page.

Additional measures will be taken during the event to discourage any illegal activity:

- Planned additional training and reinforcement for our on-site volunteers who will be patrolling the site during the event, to take a strict policy on asking attendees found in possession of any substances to leave immediately, or escalate to an on-call organizer if they are not able or comfortable to get the attendee to leave.
- Prominent signs will be posted during the event, reminding participants that illegal substance use at the event will not only disrupt the ongoing healing process, but also creates a risk to other participants and the event.
- Medical / first aid volunteers on-site will also be prepared to assist in the unexpected case that anyone on site has a complication or problem due to alcohol or substance use.

VOLUNTEER STAFF



One or more of the following Catharsis volunteer staff contacts will be on-site at all times (along with supporting volunteer team):

Adam Eidinger, (b) (6) - Admin and Abraxas Stage
Nikolas Schiller, (b) (6) - Onsite Construction
Michael Verdon, (b) (6) - Temple and Burn
Robert “Roman” Haferd, (b) (6) - Admin and HQ
Rosina Menolo, (b) (6) - Artist Liason
Natalie Ginsburg, (b) (6) - Zendo
Darrell Duane, (b) (6) - Domes
Joshua Carroll, (b) (6) - Programing and Curation
Darwin Westich, (b) (6) - Power

Rachel Donlan, (b) (6) - Volunteer Coordinator
Lauren Berlekamp, (b) (6) - Media Liaison
Alex Wyman, (b) (6)
Denise Lozano, (b) (6)
Charles Planke, (b) (6) - Scaffolding Lead

Additional volunteers will be provided closer to the start of Catharsis on the Mall.

The main identifying staff credential for Catharsis volunteers will be a visible “VOLUNTEER” and “CATHARSIS RANGER” badge (design below). Catharsis event staff will wear red and gold Phrygian hats like on the seal of the US Army and Senate to be easily found in the crowd by NPS.





United States Department of the Interior

NATIONAL PARK SERVICE

National Capital Region
1100 Ohio Drive, S.W.
Washington, D.C. 20242

IN REPLY REFER TO:

October 31, 2017

Mr. Robert Haferd, et al.
Catharsis on the Mall LLC

Dear Mr. Haferd,


We are in receipt of your email correspondence dated October 27, 2017, requesting expedited temporary variances from the Turf Management and Event Operations Guide for the National Mall and Memorial Parks (the "Turf Management Guide") for (i) an additional day for the Abraxas Stage matrax flooring to remain on the turf, and (ii) an exemption from the requirement to install matrax flooring under the following tents: two (2) 10' x 20' information tents, two (2) 30' diameter geodesic domes, one (1) 20' x 40' Deadly Muppets tent and one (1) 32' diameter Soundbath Igloo in the Northwest Quadrant of the Washington Monument Grounds. You were provided with the National Mall and Memorial Parks Level 2 - Turf Protection Planning Guide - A Primer for Applicants (March 1, 2017), which is part of the Turf Management Guide, National Capital Region Special Event Guidelines (September 2016), and NCR Outdoor Events (June 1, 2017) on June 13, 2017 and electronically on June 30, 2017 to assist with the planning of your annual vigil. Your request specifically requests variances for Level 2- Turf because your event will be on Level 2- Turf.

In the spring of 2016, the National Capitol Region extended its Turf Management Guide to all turf in the National Mall and Memorial Parks. Under the Turf Management Guide, permittees are required to use temporary turf decking to substantially reduce turf wear and help reduce soil compaction. In addition, the Turf Management Guide outlines the length of time structures and flooring can block photosynthesis. The Turf Management Guide requires all structures to be placed on protective decking or in the case of stages a combination of enkamat and plywood.

Your variance request is contrary to the plain language and intent of the Turf Management Guide because you seek to do what the Guide expressly prohibits: additional time and exemptions to using protective turf decking for structures. Furthermore, the National Mall and Memorial Parks permits thousands of demonstrations and special events a year, and it is critical that NPS considers the cumulative impact of granting variances. The information outlined in the aforementioned Turf Management Guide ensures that park resources are protected for future use and the visiting public. After careful review of the information provided by Catharsis on the Mall, your variance requests to the Turf Management Guide are denied.

Please continue to work with the Division of Permits Management to finalize the details of your demonstration.

Regards,


Robbin M. Owen
Chief, Division of Permits Management
National Mall and Memorial Parks

MEMO

TO: National Park Service of National Capital Area

Attn: Division of Permit Management

FROM: Robert Haferd, Joshua Carroll, Adam Eidinger, Natalie Ginsberg, Nikolas Schiller,
Michael Verdon, Darrell Duane, Rosina Memolo, Natalie White

RE: Updated permit dates, contacts, details, logistics, request for variance, for PERMIT # 17-0389 (Catharsis on the Mall], dated 12-1-16, for location on National Mall Area beginning 11-6-17 at 9am.

DATE: October 27, 2017

Application amendments and updates to application dated 12-1-16 are as follows (see highlighted sections, below):

- Requested amended permit dates for certain structures (including load-in and load-out):
- Requested amended limited permit dates for specific structures (Temple):
- **New Start Time 6:00am Monday, November 6, 2017 through 11:59pm, March 1, 2017.**
 - Details regarding installations, structures (including mobile stages/art vehicles, domes, canopy tents, tent-stallations and artwork examples),
- Updated proposed 2017 Site Map attachments, showing structures and art placements.
- Updated Burn Safety Plan attachment
- Updated R-Evolution Plan

Event Title: "Catharsis on the Mall" A Vigil for Healing.

Section 1 - Demonstration Leads

- Robert Haferd, Permit Lead
- Michael Verdon, Vigil & Fire Ceremony Lead.
- Joshua Carroll, Programming Lead
- Adam Eidinger, Mutant Stage and Vigil Staffing Lead
- Natalie White, Equal Rights Education and Advocacy Lead
- Natalie Ginsberg, Media and Communications Lead
- Nikolas Schiller, Site Operations Lead
- Jennifer Richter, Volunteer Coordinator
- Chuck Moran, Safety Lead

- Erika Zahmer, First Aid Lead
- Charles Planke, R-Evolution Banner Tower lead

Section II - Demonstration Dates

Requested dates of the permit are revised to:

- All structures (including load-in and load-out): **6:00 am Monday, November 6, 2017 through 11:59pm November 15, 2017.**
- Limited permit dates for R-Evolution Banner Tower, Temple, and staff vigil tent: **6:00 am Friday, November 6, 2017, through 11:59pm Wednesday, November 15, 2017.**

Section III - Demonstration Location (Refer to Site Plan for detailed diagrams)

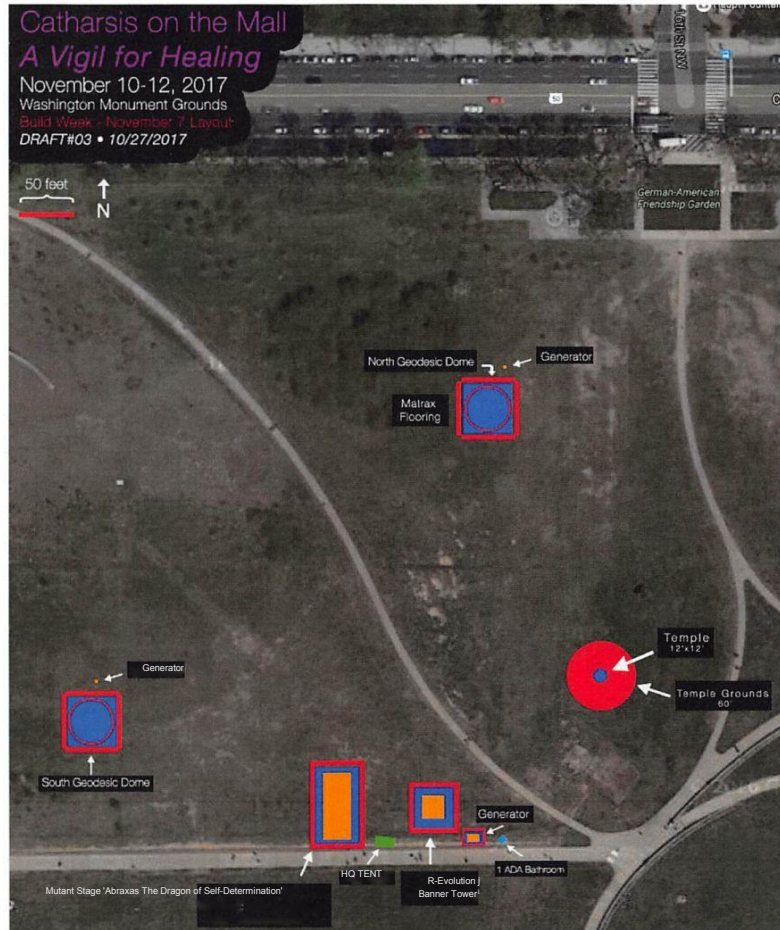
Desired permit location is National Mall, North and West lawns of the Washington Monument Grounds. North lawn between Constitution Avenue NW and the monument pathways in the area just south of the German American Friendship Garden. West lawn between the two pathways framing the World War II Memorial and the Washington Monument. The estimated number participants will not exceed 1,800 but could be revised lower or higher closer to the event.

The purpose of the vigil is to promote healing, equal rights for women, LGBTQ and gender nonconforming people, and catharsis for victims of oppression. In addition, the event will feature speakers, media and art installations drawing awareness to a variety of policy issues, promoting peace, sensible policies, clinical research.

Commented [RM1]: Please confirm the date is supposed to be 2017 and not 2018

Commented [RM3]: Confirmed generators are on flooring
(October 19th Meeting)

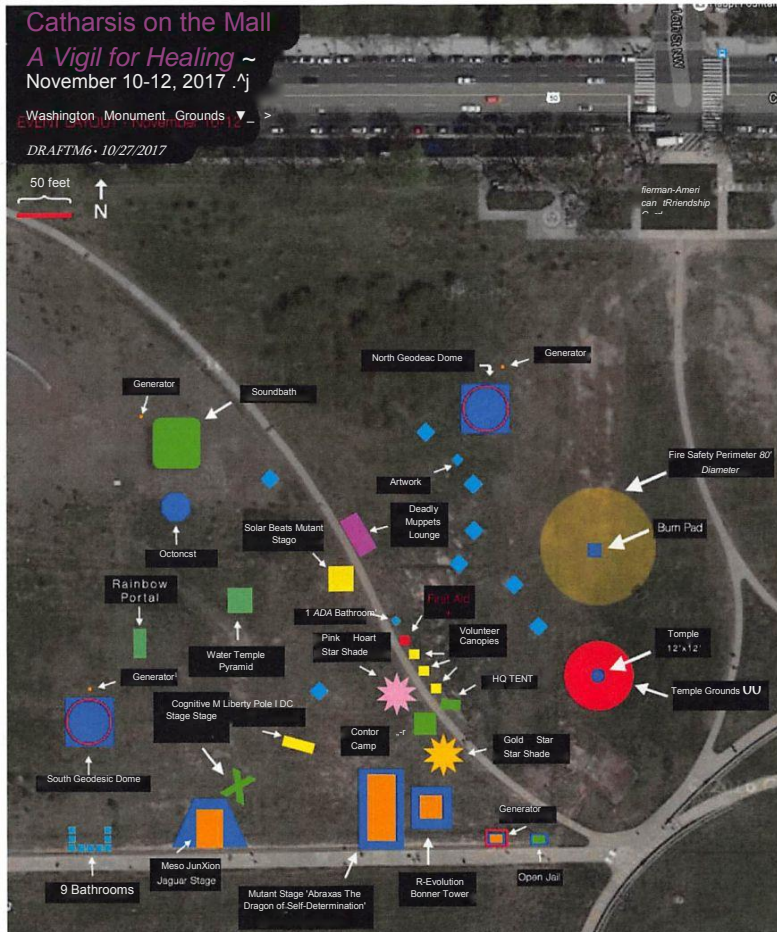
Site Layout for November 7 :



Page 3

Commented [RM2]: Please confirm Geodesic Tents flooring will start November 8 with no skins and the skins will be placed on the morning of November 10 - allowing for 5 days of turf protection and 3 days of photosynthesis without having to remove flooring or relocate tents

Site Layout for November 10-12 :



Commented [RM4]: In the previous map the Temple and R-Evolution are in the in their build locations. Here is my understanding of the Abraxas build Please confirm

1. **November 6**-Flooring,Fencing established(Day 0)(Flooring foot print large enough for abraxas to shift
2. **November 7**- Abraxas stage build start (Day2 Flooring)(Day 0 Photosynthesis east side covered)
3. **November 8** Abraxas stage build continues (day3 Flooring)(Day 1 Photosynthesis eastside covered)
4. **November 9** Abraxas stage build continues/sound check (day Flooring) (Day 2 photosynthesis eastside covered)
5. **November 10** Abraxas stage move to west side of flooring (day 4 flooring)(Day 0 photosynthesis west side covered)
6. **November 11** Abraxas stage in place (Day 5 flooring) (Day 1 photosynthesis **Move eastside flooring west of Abraxas stage location during quiet time at vigil**)
7. **November 12** 6:30 am Abraxas stage leaves for march (Day1 for new west flooring) Abraxas returns to far west side (Day 0 photosynthesis)Start Strike of Abraxas
8. **November 13** Continue Abraxas strike (Day 2 Flooring) Day 1 photosynthesis
9. **November 14** Continue Abraxas Strike (Day 3 Flooring) Day 2 photosynthesis
10. **November 15** Abraxas Strike completed (Day 4 Flooring) Day 3 photosynthesis

Section IV - Vigil Schedule

Abraxas Mutant Stage Build Schedule

6:00am Monday 11/6/17 - 4pm, Build Begins and Ends 9:00 am Friday 11/10/17	Load-in and site setup begins for Abraxas, safety fence perimeter and flooring established, sound check
9am Friday 11/10/17 - 12:00pm Sunday., 11/12/17	Fence removed and Abraxas Sound Stage in use
1pm Sunday, 11/12/17 to Wednesday 11/15 6am	Fence reinstalled, Abraxas packed up.

Temple and Fire Ceremony Schedule

6:00am Monday 11/6/17	Load-in and site setup begins for Temple
9:00pm Tuesday., 11/7/17	Temple installation. One tent for overnight security on turf
3:00pm Wednesday 11/8/17 - Ritual Blessing	Ceremony team gathers to bless the Temple site and clear out all negative energy and spirits. Ritual burning of palo santo wood and incense.
4:00pm - 6:00pm Wednesday 11/8/17 - Temple Raising	Temple Team finishes Temple in final placement
9:00pm Wednesday 11/8/17 - 6:00pm Saturday 11/11/17 (sunset) - Public Offerings	Participants and members of the public are invited to interact with the Temple, including by writing offerings on the Temple, and by placing small, non-painted, wooden or paper objects in the Temple.
6:00pm - 9pm Saturday 11/11/17 - Vigil Ceremony Prep	Temple is closed to the public and prepared for ritual burning. Remarks given by celebrant Ceremonial dancers perform. (Refer to Site Safety Plan for detailed timeline of Burn Prep, Vigil Ceremony and Burn Cleanup.)
9pm Saturday 11/11/17 - 2am Sunday 11/12/17 - Temple Transformation Ceremony	Temple is burned and cleaned up by Fire Safety Team. (Refer to Site Safety Plan for detailed timeline of Bum Prep, Vigil Ceremony and Burn
9:30am - 2:00pm Sunday 11/12/16 - Cleanup	Event cleanup crew breaks down structures, packs up equipment, and removes all trace of items and debris from the event on the property.
6:00pm Sunday - Alternate Temple Burn	In case of inclement weather on Saturday night the Temple will be burned at sundown on Sunday.

Commented [RM5]: Please distinguish between the build location and the final location on a map. What does the site setup require?
 Temple is raised off of the ground
 Flooring put inside the temple where people congregate and at the entrance. Support post will have 16 x 16 plywood and 2 layers of enkamat 18 x 18

November 7 - Temple Installation with court yard; Flooring installed (day 0 flooring)
November 8 - Temple raising and blessing (Day 1 flooring)(day 0 photosynthesis)
November 9 Finishing touches on temple (day 2 Flooring) (Day 1 photosynthesis)
November 10 Temple open to public -vigil activities (day 3 Flooring) (day 2 photosynthesis)
November 11 Vigil activities Memorial Wheel burn (day 4 flooring) (day 3 photosynthesis) Burn site prep
November 12 Removal of temple and courtyard

R-Evolution 44 foot 11 inch Banner Tower Vigil Schedule 11/7 to 11/15

12:01pm Tuesday, 11/7/17	R-Evolution Banner Tower work zone perimeter is established with fencing, delivery of scaffolding, construction of tower begins not final placement
11/8/17-11/9/17	Closed to the public for tower construction and mounting of banners
11/10-17 to 11/12/17	Vigil site completely cleared except for R-Evolution Banner Tower and staff vigil support shelter Shift pods.
11/13/17 to 11/15/17 11:59pm	Removal of R-Evolution Banner Tower Begins on Sunday, 11/13/ fencing is installed, scaffolding is disassembled and picked up.

General Vigil Production Schedule

7:00am Monday 11/6/17 - 4:00pm Thursday, 11/9/17 Core Setup	Abraxas, R-Evolution Banner Tower components, turf protection, fencing and temple arrive and assembly begins in staging placement (on turf protection as needed). Motorized vehicles will use WAMO walkways during this time for delivery of materials - see below for protocol.
Sundown Thursday, 11/9/17	Abraxas and Temple base that are on the turf are moved from staging placement to final placement; other temporary structures going on turf can begin setup at this time.
6:00pm - 9:00pm Thursday, 11/9/17, Soft Opening Ceremony	A portion of event site is temporarily open to volunteers and friends for opening ceremony, blessing, and celebration to occur (this is not advertised to the public). All safety protocols are maintained during this time. Some work outside of opened portion may continue during this time.
11:00pm Thursday, 11/9/17 - 11:59am Friday, 11/10/17 Finalize Setup and Prepare for Public	Final assembly and cleanup concludes; all extraneous assembly materials are gathered and loaded into production trucks to move off-site by Friday noon.
12:00pm Friday 11/10/17 - 12:00pm Sunday 11/12/17 Open to the Public	Event site is fully open to the public; art, activities, cathartic dancing commence. During this time any deliveries required (which will be minimized) such as fuel, band equipment, etc will occur only from Constitution Ave near German American Friendship Garden. No motor traffic on walkways.
Fueling Times: 10pm-12am Friday 11/10/17, 5am-8am & 10pm-12am Saturday 11/11/17,	Fuel for main generator, supplemental generators, and heaters is delivered via Constitution Ave, carted under supervision of core production staff, generators refilled, and containers returned to

Commented [RM6]: The current timeline is for a period of 9 days. Without seeing a diagram/engineered drawings of the scaffolding it hard to comment on photosynthesis and turf protection. Please provide information on the

1. Anchoring system, engineered drawings, wind loads,
2. Lighting
3. Images depicted on scaffolding banner. Are the banners translucent enough to allow light?
4. How are you going to prevent participants from climbing the scaffolding?
5. Height/dimensions of scaffolding confirm 44' (h) with 28' x 28' base Or 36' (h) with 15' x 15' base
6. Plan to move scaffolding to stay within the photosynthesis and 5 day turf requirement
7. Does the scaffolding have internal stairs?

NPS Proposed Time

November 8 R-Evolution scaffolding work zone established, flooring laid, build starts (Day 0)
November 9 R-Evolution scaffolding build continues (Day 1 Flooring)(Day 0 photosynthesis)
November 10 R-Evolution build complete banner hung (vigil activities)(Day 2 Floor) (day 1 photosynthesis)
November 11 Vigil activities (day 3 Flooring) (day 2 photosynthesis)
November 12 Vigil activities (day 4 Flooring) (Day 3 photosynthesis)
November 13 Strike tower (day 5 flooring)

Commented [RM7]: Please note due to the size of the walkway. All delivers will have to be staggered. USPP will issue you 5 access passes (vigil lead will have to ensure access passes are returned. When scaffolding and flooring are delivered in tractor trailers there shouldn't be any other vehicles on the sidewalks because forklifts will be used to unload equipment.

Commented [RM8]: November 9 start installation of other structures see individual page for setup and strike dates and requirements.

5am-8am Sunday 11/12/17	to be taken off-site. Generators are in fenced off production team-only areas for duration of public event
6:30am - 9:00am Sunday 11/12/17 - Sunrise Ceremony and March	Ceremonial celebration of sunrise, 6:30am departure for Abraxas to march around National Mall two times to demand Equal Rights Amendment and end to violence against women and LGBTQ community (March permit filed to MPD separately) (Alternate if no exemption: Cathartic dancing continues at Abraxas until 9am at which point area
12:00pm Sunday 11/12/17 - Main event closed to the public.	Event site closed to the public for breakdown of main event site, except installations noted above.
12:00pm Sunday 11/12/17 - Sunrise Monday 11/13/17 - Core Cleanup	Event cleanup crew breaks down structures, packs up equipment, and removes all structures, stages and installations from "final placement" to maintain 5 day photosynthesis requirement Motorized vehicles will use WAMO walkways during this time for removal of materials - see
Sunrise Monday 11/13/17 - 11:59pm Wednesday 11/15/17 Final cleanup	Additional cleanup to remove all materials and trace of event from site, continue breaking down any installations still in staging placement, completely clear permit area. Motorized vehicles will use WAMO walkways during this time for removal of materials - see below for protocol.
11:59pm Wednesday 11/15/17 — Clean-up complete of all general structures	Majority of structures and installations are broken down, site completely cleared except as noted above.

General Vigil Public Event Schedule

12:00pm Friday 11/10/17 - Opening Ceremony	Public activity begins at noon with an opening ceremony acknowledging the land, ancestral inhabitants, our intentions with the vigil, and each other.
12:30pm - 7:00pm Friday 11/10/17 - Daytime Programming	Speakers and panel discussions, teach-ins, ceremony, live music, art exploration and many workshops will take place in our various sites and spaces during the day on Friday.
7:00pm Friday 11/10/17 - 4:00am Saturday 11/11/17 - Nighttime Programming	Live music, Cathartic dancing with DJs, and film screenings will continue the vigil through approximately 4:00am on Saturday morning. From 2:30am - 4:00am amplified sound will only be in the dome.
4:00am - 9:00am Saturday 11/11/17 - Quiet Time	Vigil site will be quiet from approximately 4:00am - 9:00am with a few vigilers remaining through the night for sunrise, but no formal programming.

9:00am - 11:11am Saturday 11/11/17 - Early Morning	Early morning programming including yoga, meditation and cathartic dancing, with low amplified sound especially during the 9am Veteran's Day ceremony
11:11am Saturday 11/11/17 - Armistice Day Ceremony	Ceremonial procession from the Temple to the Burn Pad to the Water Temple Pyramid to acknowledge and honor Armistice Day and
11:30am - 8:00pm Saturday 11/11/17 - Daytime Programming	Speakers and panel discussions, teach-ins, ceremony, film screenings, live music, art exploration and many workshops will take place in our various sites and spaces during the day on
8:00pm - 10:00pm Saturday 11/11/17 - Ceremonial Burn	As described in section above and Site Safety Plan below.
10:00pm Saturday 11/11/17 - 6:30am Sunday 11/12/17 - Cathartic Dancing	Cathartic dancing will commence at approximately 10pm in several spaces around the vigil and continue until 6:30am.
6:30am - 9:00am Sunday 11/12/17 - Sunrise Ceremony and March	Ceremonial celebration of sunrise, 6:30am departure for Abraxas to march around National Mall two times to demand Equal Rights Amendment and end to violence against women and LGBTQ community (March permit filed to MPD separately) (Alternate if no exemption: Cathartic dancing continues at Abraxas until 9am at which point area
9:00am - 12:00pm Sunday 11/12/17 - Wind Down	Vigilers return to vigil site from march for morning yoga, cathartic dancing and closing ceremony before breakdown begins at noon.

Vehicle Access for Setup and Breakdown

The following vehicles will be used to bring in materials for setup and breakdown from the core crew, in addition to the mobile stages:

- Two 16 ft or smaller box trucks
- One Econoline van
- One moving van
- Two large pickup trucks

Section V - Plan B for Activity After Denial of R-Evolution Height and Turf Variances

!!!New Since Variance Denial!!!

R-Evolution Banner Tower

To protest the National Park service denial of our 1st Amendment protected speech and, extended vigil and to demonstrate we will not be silenced when it comes to women's rights and violence against women.

The following request amending our application for our permit to allow for a banner tower.

Name:

"R-Evolution" Banner Tower, <http://www.marcocochranesculpture.net/>

A 4 bay steel scaffolding tower will be erected outside of the vista that is 44 feet and 11 inches at its highest point and 28 x 28 feet wide to hold two images of the R-Evolution Sculpture, one front and one back. White projection reactive material will be on the sides without the sculpture image. If needed the tower will be placed on necessary turf protection. The tower will be grounded and build according to OSHA guidelines with a bonded local company. Please refer to the scaffolding vendor quote and safety plan provided separately. More info will be forthcoming.



See note above in the timeline section

Lead Contact Charles Planck (b) (6)
Secondary Contact for the Artist Marco Cochrane
Bliss Project lead contact: Julia Whitelaw, Esq., (b) (6)
(b) (6)

Temple 2017


The Temple is a place for remembrance and reflection for all. This is a sacred space where people are invited to share their stories on the structure itself. If they wish to release something into the heavens, they have the option of writing on the Memorial Wheels. On

Saturday, the Memorial Wheels will be transformed into ash with fire.

This space includes a main center structure, a fence, and a courtyard. It will be lit with rechargeable LED tea lights inside wooden lanterns. The Temple design will allow most light to pass through its open structure and layout. It will be welcoming to all.

As requested by NPS in the October 19, 2017 meeting, we propose to put matrax down on the inside sections of the temple where people will be congregating, and in the main entrance walkway (4 ft x 20 ft), but not under the support posts. Per the request from NPS, underneath each of the twelve support posts will be a 16" x 16" plywood and enkamat pad.

Commented [RM9]: Concur about the requirements for temple setup -see timeline above



Installation Dimensions: 60' diameter, includes the temple, fence, and courtyard


.4

Temple Dimensions: 12 diameter x 12' height

Materials: dimensional lumber (2x4, 2x6, 2x12), plywood, ferrous hardware


- No pressure treated material, all wood materials purchased at lumber specialist

Memorial Wheels: There are memorial wheels inside the temple structure that people are invited to write on. They are removed from the Temple and burned on Saturday night. They are 1/2 diameter round and 4' tall. They hang from the spaces between the Temple colonnade and in the courtyard. The wheels are 12-sided and made of wood. They are hung with natural rope and metal. <the image lists them as being 18" but they are 12">



Video documentation of Temple of Rebirth controlled burn ceremony led by Michael Verdon, at Fire Base Lloyd in Delaware on May 28, 2017. <https://youtu.be/FBXdsBvXFA>

Water Temple Pyramid



This mobile installation has travelled the U.S. this summer sparking conversation in public squares across the country, creating and holding space for honoring the water.

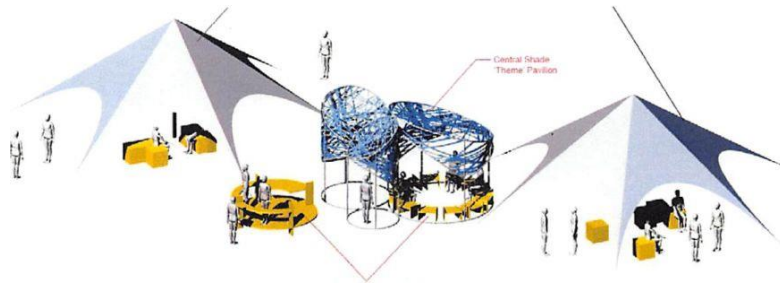
Dimensions: 20 ft W x 20 ft L x 15 ft H

Materials: Wood, canvas, cord, a suspended gong. Does not require staking or block photosynthesis. Will use Enkamat and plywood squares on corners under base wood to keep off turf. Can be unloaded from pathway and assembled without heavy equipment.

More Information: <https://spark.adobe.com/page/Q2iikfQgtKVbp/>

Contact: Mary Frisbee of Future Clear / (b) (6)

Catharsis Center Camp



Commented [RM10]: Playatech furniture will have to go on flooring
Columns are permitted directly on the turf
Setup to start
November 8-Tents
Columns
November 9 Flooring
flooring day 0)
November 10 Playatech furniture
Installed ;Vigil open
(Flooring day
1)(Photosynthesis day 0)
November 11 Vigil (Fl-Day 2) (PS day 1)
November 12 Vigil (Fl-Day 3) (PS day 2)
November 13 Vigil Strike (Fl-Day 4) (PS day 3)



A central structure to serve as a hub for information about Catharsis, greeters, volunteers, and a chill congregating space. The space will include star shade tents (including the one pictured), playatech furniture and cylinder columns (less than 10' in diameter), and an info booth. Structures will be anchored using appropriate-length stakes.

Contact: Jerome Haferd, (b) (6)

"DC" Performance Stage

A small outdoor stage to host live music during the day. This will be constructed with wood ahead of time in "playa tech" style and painted, with a painted canvas backdrop suspended off the stage on poles. The stage will be 10' W x 20' L x 2' H. Per discussion with Marisa and Michael Stachowitz, the stage touches the turf on plywood edges and we will put it directly on the turf. Weight on the structure will be limited to a 4-5 piece band with gear, or 7-8 people at a time. We will construct it on site Thursday afternoon and deconstruct on Sunday afternoon.

Contact: Joshua Carroll, (b) (6)

SolarBeatz Stage

SolarBeatz is the ultimate exhibition of clean energy. This mobile soundstage/performance venue is a unique, thought provoking, inspirational and educational catalyst used at festivals, community events, private parties and schools to promote environmental sustainability. A modified delivery truck equipped with advanced solar, sound and lighting technology, this "mobile spectacle" stimulates audiences and demonstrates the possibilities of clean energy by fueling an array of electronics to create an outrageous audio visual experience all powered by the sun. SolarBeatz immediately converts the Sun's powerful rays into an Earth friendly party or stores the clean renewable energy in a battery bank for use after dark. SOLARBEATZ is used to provide clean energy at events of all kind, to power live bands, DJ performances, dance parties, movie screenings, sustainability presentations; the possibilities are up to you.

TRUCK:

- 1999 Freightliner Truck MT-45 Utilimaster
- Cummins Biodiesel Engine (& recycled veggie oil)
 - Dimensions closed: 25'L x 8'W x 10.5'H
 - Mobile or Stationary Setup: 25'L x 12'H x (16'W with stage canopy open, 23'W when rear panels open
- SET-UP/STRIKE: 8 hours with no need for heavy equipment

Commented [RM11]: Concur

November 9 Install (day 0 PS)
November 10 Vigil Open (day 1 PS)
November 11 Vigil (day 2 PS)
November 12 Vigil (day 3 PS)
November 13 Continue Strike must be removed

Commented [RM12]: Matrax Flooring

Are you still planning to build Matrax flooring roadway to get to location or is taking the place of JunXion Stage?
November 8 Install flooring (day 0)
November 9 SolarBeatz in place (day 1 FL)(Day 0 PS)
November 10 Vigil (FL day 1)(Day 1 PS)
November 11 (Vigil (FL day 2) (day 2 Ps)
November 12 Vigil (FL day 3) (day 3 PS)Begin strike after noon
November 13 Strike event

POWER SPECIFICATIONS: We provide all the clean, solar energy we need to function as an art piece/experience.

- Maximum Output: 3.3 kW (30A @ 110VAC)
- Max Output (DC Bypass] 6.5kW (60A @ 110VAC)
- Direct Solar Output: 3.5 kW (22A @ 48VDC)
- Battery Life: 12 hrs @15A, 6 hrs @ 30A
- Customizable/Expandable Power Option using mobile solar trailer (Available to 120A @ 110VAC)

SOLAR/POWER:

- 18 - 230 Watt Helios 6T PV modules (USA)
- 48VDC 440 Ah Battery Bank
- Outback Power Flex One Power Management
- 30 Amp 110V/220V service
- Backup 7,000 Watt biodiesel generator

AUDIO:

- 2 - QSC KW153 1,000 Watt Loudspeakers
- 2 - QSC KW181 1,000 Watt Subwoofers
- 2 - QSC K12 1,000 Watt Monitors
- Mackie 24 Channel Console
- (QSC's KW153 was nominated for Music & Sound Awards' Best Speaker of 2010)

LIGHTING:

- 4 - LED Color Rails
- 4 - Color Splash LED
- 2 - Circus
- 2 - Sweeper LED
- 2 - LED Techno Strobe RGB
- 1 - Gobo Zoom
- 1 - Bubble King

Contact: Annie Coleman, (b) (6)

mail



3rd Space Place Discussion Space

A true "third space" is a welcoming, easygoing retreat where friends and strangers alike are made welcome. 3SP (Third Space Place) began as a Burning Man camp designed to promote the Principles of radical inclusion, gifting, radical self-expression, communal effort, participation and

immediacy. As a camp, we celebrate and validate every individual's uniqueness and contribution to the community through meaningful conversation, personal engagement, and authentic interaction. In community life, "third spaces" are social, relaxing locations separate from the two default environments of home ("first space") and work ("second space"). One of 3SP's primary goals is to invite anyone passing by to stop in, converse, express themselves, and participate. As a result, at most times of the day and night, 3SP will have people hanging out in the 3SP "living room" — resting on our couches, chatting over our coffee tables, waving to passers-by.

3SP space will be composed of 2-3 10x10 pop ups and simple low-impact furniture. Matrax will be used if required.

Contact: Leslie Stein (b) (6) Kathy Baird, (b) (6), (b) (6)

Rainbow Portal

The Rainbow Portal is the reincarnation of the pride billboards from 2017 Burning Man and is a statement on aligning with trans and LGBTQ individuals. A memorial entitled Black Trans Lives Matters is among the billboard topics. Arranged in semi circle in the center will be a 6 foot statue of Lord Shiva Nataraja made from paper mache by artist Emma Hary. Nataraja has a steel frame weighing approximately 250 pounds. For added stability there are 6 cord rope guidelines and attached to 12 inch stakes only needed in case of high winds, but the sculpture is freestanding. It is made of paper and steel tube.. Most weight is in the steel base. The sculpture withstood 50 MPH winds this summer.

Formatted: Highlight

Commented [RM13]: 10 x 10 with just folding tables and chairs-low impact area flooring will not be require. If it is the playatech furniture flooring will be required. 3 day photosynthesis will apply

Formatted: Highlight

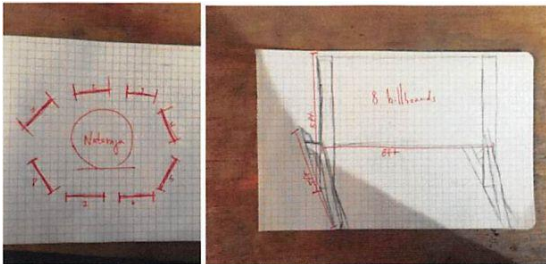
Commented [RM14]: 2 layers enkamat under wood
Nataraja will require flooring.
How is Nataraja getting to location (forklift , handcart?)
November 8 - Flooring installed (day 0)
November 9 - Pride Boards and Nataraja installed (day 1 FL) (day 0 PS)
November 10 Vigil (day 2 FL) (day 1 PS)
November 11 Vigil (day 3 FL) (day 2 PS)
November 12 Vigil/Strike (day 4 FL) day 3 PS)
November 13 Strike continues (day 5 FL)





The Pride Boards were created to bring awareness of our gender and sexual expressions and how they have been repressed and oppressed by society and cultural norms. If we understand humans to be diverse and fluid, our gender expression should also be fluid and forever adapting as we live our lives day-to-day.

The Rainbow Portal will be serving as an interactive art piece and also space for the Gender Dialogue. We want to create organic dialogue amongst participants by giving experiential learning and storytelling from the facilitator about their lives and how gender has affected their relationships with others and relationships with themselves.




Billboard support frame detail.

Contact: Natalie de Leon. (b) (6)

The Octonest

The Octonest is a safe, welcoming, and tranquil interactive space for Catharsis participants to retreat from the swirl of activities around them, and connect on a more intimate level.



The Octonest itself is an 8-sided playatech couch that is upholstered, padded, and furnished with pillows, blankets, and stuffed animals. The name "Octonest" has come to encompass much more than the structure. It includes the 8-sided pavilion tent that houses the nest, the sophisticated lighting plan that is adjustable in both color and intensity, and a continuously growing collection of art pieces that are displayed throughout inside and outside the tent area. The rules are minimal (no shoes or no sleeping), but they have served to keep the Octonest welcoming and public space for vigiling.

71




Dimensions: 20' x 20' x 13'H (peak), 6.6'H (side)

The Octonest will utilize 16 Matrax panels (16'x16') to provide turf protection for the playatech couch. The canopy utilizes 8" stakes on each of the vertical support beams. It will have a maximum capacity of 30 individuals.

Contact: Ann Phillips (b) (6)

Commented [RM15]: Concur
November 8 Flooring install (day 1 fl)
November 9 Tent install
Playtech couch (day 2 fl)
(day 0 PS)
November 10 Vigil (day 3 fl)(day 1 PS)
November 11 Vigil (day 4 fl) (day 2 PS)
November 12 Vigil/strike (day 5)(day 3 PS)
November 13 Strike

Abraxas Shade



This approximately 50x50 open walled shade will be assembled between Abraxas and the DC Stage to provide another gathering space. It uses 18" stakes and open design to increase light and air penetration. We expect the nearby Matrax flooring will be the main convergence space and programming will be light, with furniture on turf restricted to tables and chairs. It will be assembled on afternoon of Thursday, Nov 9 and deconstructed by afternoon of Sunday, Nov 12.

Contact: Tim Clark, (b) (6)

Additional Small-Form Art Pieces "The Nest" Project

The Nest Project is an artist and mother's response to the ever growing pain, injustice, devastation, and wounding of our culture. It is an expression of returning to home, safety, and to our innocence. The Projects gives people an transformative experience by stripping it all down,

Commented [RM16]: Will anything be under the shade tent? Tent post legs will need enkamat and plywood

Formatted: Highlight

Commented [RM17]: Matrax flooring required November 9-12, (photosynthesis 3 day)

hopping in The Nest, and proving that we've all come from the same place.

The Nest is a 5-6 ft diameter nest made of twigs and found materials. Learn more at <http://debbiebaxter.com/about-the-Droiect/> The project also includes hung photographs of people in The Nest.
Contact: Debbie Baxter (b) (6)

Created Equal

Created Equal is an interactive, kinetic LED sculpture that allows participants to experience how tiny changes can have huge effects. The sculpture is a wooden triple pendulum that participants start swinging using their own strength that has LEDs on the bottom-most arm. The motion of the piece is unique every time and that's made particularly visible by the LEDs as they create persistence-of-vision patterns of hearts every color of the rainbow.

The pendulum will have double layer Enkamat and plywood squares at the points it touches the ground.

Approximate dimensions are 10 ft x 10 ft.

Contact: Branden Hall, (b) (6)

Searching for Eon

Using reclaimed paper from my everyday life, I make installations of 1,000 origami cranes in tribute to a friend of mine who died the day 45 was elected from a tumor on their brain stem. Ian was the first person to challenge me to celebrate diversity and community, but themselves were denied healthcare because of their gender identity. My installations include a participatory aspect where I teach others how to fold a crane and tell them Ian's story.

This installation will exist in a 10 x 10 pop up.

Contact: Miriam Sutton, (b) (6)

Reflection: The Stars That Change Who Are Ourselves

A portable infinity room, inspired by the work of Yayoi Kusama & her recent show at the Hirshhorn Museum in DC. It recently debuted at Constellation Burn in West Virginia and is intended to inspire visitors to re-evaluate space, perception, and their active role within the universe. "Reflection" is an 8 foot cube made of lightweight steel and 2x2 wooden beam construction, with stretched mylar mirrors on the inside and silvered foam insulation panels on the outside. A low silver dome covers the top to protect against rain & condensation. The external edges are lined with sparkling solar powered lights, and 10 individual LEDs hang from the ceiling inside slowly changing color to create an infinite rainbow starscape. Participants will also see multiplied versions of themselves and any light they bring with them, allowing for a variety of interactive experiences.

This project will be installed with < 18" rebar stakes and Matrax panels in walkways as needed. It will be installed on Thursday 10/9 afternoon and uninstalled by Sunday 10/12 afternoon for 72 hour turf cover compliance.

Contact: Connor Scalzi, (b) (6) The Graphic Sex Project

The Graphic Sex Project is an interactive installation where people make graphs of a positive sexual encounter using 1 cm colored cubes. There will be a large display of graphs people have made a previous events. People will get to browse what other people like to do sexually, and then make their own to contribute to the collection. The GSP is a way to open up conversations about sex in a joyful, fun and approachable way. It's playing with blocks! It's graphic, not graphic! Making a graph taps into different parts of the brain than are usually engaged when we think about sex, bringing a new perspective to our preferences. Looking at other people's graphs brings an awareness of the beautiful, abundant diversity of the human sexual experience, leading to an acceptance of each our own weird and wonderful way of experiencing sex. The graphs lead to conversations, adding words and visual aids to sometimes fraught topics.

It's about sex, but from just a few feet away, it's colorful colored cubes in pretty patterns. I'll bring

Commented [RM18]: Can you provide diagram or picture

Formatted: Highlight

Commented [RM19]: What type of furniture will be in the tent? Folding Chairs and table are permitted without flooring.

Formatted: Highlight

Commented [RM20]: Please provide diagram or picture

Formatted: Highlight

Commented [RM21]: Is this located in one of the tentinstallations? Please provide timeline? Is it just a table and chairs.

lots of 1cm cubes, magic markers, colored dots, and templates for people to make their graph, and a red furry lightbox, for taking pictures of the creations to add to the growing collection." I think sex is an important path into our being and our connection to others, and finding ways to talk about it with our partners and our friends is an important part of opening ourselves up to loving others and being at peace in our own bodies.

Contact: Jennifer Beman, (b) (6) <https://www.graphicsexproject.com>

The Donald Dancefloor

A 6'x10' vinyl print affixed to the ground by tent stakes.

Contact: Nikolas Schiller, (b) (6)

Commented [RM22]: Floor required

Da Wa Da

Da Wa Da is an Afrocentric tribute Sculpture to the earth's meridian. It's a dancing giant (literally, it dances) symbolic of the focal point of earth. With the entity embodying my large metal sculpture we can all tell our story of what we would do as the focal point of the earth. I am the ONLY Sculpture major at Howard University. I specialize in blacksmithing and welding. I am also a soldier in the Army Corps of Engineers.

Commented [RM23]: November 9-13

Height 8'8" Width 5' by 3'10" FOOTPRINT 5' by 3' This will be installed on Matrax

Contact: (b) (6)

Formatted: Highlight

King of Pain

"King of Pain" is a life size sculpture of a skeleton holding its own heart (which lights up red if electricity is available) in a 1920's wheelchair covered in imagery of guns, weapons and barbed wire. The sculpture symbolizes the endless circle of violence perpetuated by our weapons lenient & weapon idolizing culture. Footprint: 3' long x 3'wide x 8' tall will be installed on Matrax Contact: Fej Secka (b) (6)

Past Years* Returning Activities


Mobile Stage: Abraxas: "Dragon of Self Determination", <http://abraxasdragon.com/>

Commented [RM24]: See notes above



The Dragon of Self Determination serves as an artistic, mobile A/V stage and parade vehicle. It is a multi-level platform truck with a rebuilt artistic frame. It was built in 2006 and debuted at the Washington, DC National Mall in 2010 as part of the Rally to Restore Sanity and/or Fear, which was a permitted gathering that took place on October 30, 2010. It will be placed on Matrax flooring.

Abraxas Vehicle Licensing Information




New tag on the bus. Insurance by Reinholt & O'Hare Insurance Policy (b) (6)

Engineering Drawings sent separately on October 2, 2017.

Catharsis "MARCH for Equality"


Abraxas will make her third voyage on the DC streets at 6:30am, **Sunday, November 12, 2017**, when she marches around the National Mall at sunrise to advocate for the passing of the Equal Rights Amendment. A march permit application is on file with MPD. When she returns from the march she will be parked on a new spot of matrax to reset clock covering turf during the break down.

Lead contact: Adam Eidingen; (b) (6)



The Open Jail

This interactive space will never lock or close. The open jail is place for conversation about people going through confinement of a loved one. The top is chalkboard will have various messages through the demonstration, also part of the sculpture will be the "AllSphere LED light system" that was at Catharsis last year and symbolizes sacred geometry.



The AllSphere is made with steel cable, LED lights inside translucent plastic tubes. The dimensions are 109" inches by 109" from tip to tip. The Open Jail will be placed on 12 Matrax panels on Wednesday, November 8.


Commented [RM25]: November 8 Flooring installed; Jail Installed
(day 0 fl) (Day 0)
November 9 setup continued
(Day 1 FL) (Day 1 PS)
November 10 Vigil
(day 2 fl) (Day 2 PS)
November 11 Vigil (day 3 fl) (day3 PS)
November 12 Vigil/Strike (Day 4 FL)

November 13 Strike (Day 5 FL)

Alternate timeline

November 8 Flooring installed
(day 0 fl)
November 9 setup continued
(Day 1 FL) (Day 0 PS)
November 10 Vigil
(day 2 fl) (Day 1 PS)
November 11 Vigil (day 3 fl) (day2 PS)
November 12 Vigil/Strike (Day 4 FL)
(day 3 PS)
November 13 Strike (Day 5 FL)

Formatted: Highlight




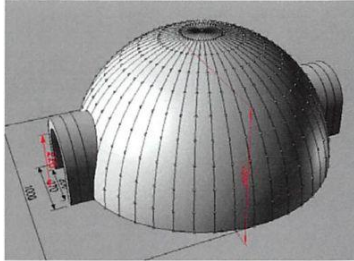
Contact: Adam Eidinger, (b) (6)

The "Soundbath" Inflatable Igloo

The soundbath "igloo" is a 1000 cm (~32 ft) diameter inflatable dome. It has two large open entrances about 7ft x 7ft. Fully inflated the walls are about 2 feet thick, which I calculated to about 3 lbs / sq ft of pressure on the turf - negligible. It is filled with regular air. It should be far away from any flame / heat source but nonetheless I believe it is made from PVC Tarpaulin material, which meets several flame retardant certifications as described on the [manufacturer's website](#). It will be installed from Friday early AM - Sunday (3 days). It will follow the same regulations as our other domes in terms of emergency lighting and fire extinguishers. The igloo will be anchored with 18 individual 18" rebar hooks.

Commented [RM26]: Requires Matrax
November 8 Flooring installed (Day 0)
Flooring
November 9 (Day 1 FL)
November 10 install igloo (Day 0 PS)(Day 2 FL)Vigil
November 11 Vigil (Day 1 PS)(Day 3 FL)
November 12 Vigil (Day 2 PS) (Day 4 FL)Start Strike
November 13 Strike (Day 5 FL)

Formatted: Highlight



"Deadly Muppets" Lounge

Deadly Muppets Lounge is designed as a place to chill, share and build community. The interior of the lounge is very sensual and relaxing and it has a very homey and mysterious feel to it with its rich jewel tone cushions, psychedelic tapestries, hanging lanterns, Persian rugs, marble tables and an impressive collection of lava and glitter lamps decor. In the lounge, participants are able to enjoy good company, music and sharing their experiences with one another.

The Deadly Muppets Lounge is a 20 x 40 "wedding style" tent. It will be installed on Wednesday 11/8 through Sunday 11/12. The walls will be rolled up during the day to allow for normal ambient photosynthesis.

The Liberty Pole

In addition to the previously stated items we will include a 25-foot aluminum OSHA approved flagpole to be referred to as the "Liberty Pole." The pole will be kept vertical in a 12 ft x 12 ft wide "X" patterned base with wood seating 2.5 ft off the ground hiding the base. The base consists of 2"x6" wood and held together with wood screws, 1/2" lag bolts and 500 lbs ratchet straps. LED lights rope will light the entire perimeter and be on the pole. The aluminum pole will be tied down to a 4 foot high pole slot in the center of the "X" base and feature a fabric Liberty cap on top of the pole.

Commented [RM27]: Matrax Required If sides are rolled up from November 8-12, photosynthesis requirements are met, however if you cover the flooring with rugs, carpets and furniture that blocks light the photosynthesis requirements are in effect.

November 8 Flooring and tent installed (Day 0 fl) (tent sides remain up)

November 9 Install decorations in tent furniture, lights, pictures **everything but rugs** (Day 1 Fl)(day 0 PS) (tent sides remain up)

November 10 Vigil open (Day 2 FL) Tent side remain up (day 1 PS) tent sides down at night

November 11 Vigil Tent sides remain up Carpet installed (day 3 FL)(day 2 FS)

Tent sides down at night

November 12 Vigil/Strike


(day 4 FL) (day 3 FS)

November 13 Strike

(Day 5 FL)

Commented [RM28]: Enkamat

November 9-13



Pride Community Liberty Pole

Features a wood frame pole base made from 2x6 inch 6 foot "right angles held together with three 5001b capacity ratchet straps and four playa tech benches made from 3/4 inch plywood. Inside the base is a 25 foot OSHA approved aluminum pole which is tied to the base (not pictured), atop the pole is a Liberty Cap. We do not believe the Pride Pole requires matrax and will be on turf for less than 3 days.

Commented [RM29]: Please confirm date of installation
Will confirm protections required tomorrow

Geodesic Domes (2 Metal Domes)

2 metal geodesic domes to be used for speakers, performances, music, visual art, and a gathering space. The dome is 30' in diameter and 15' tall at the center. The dome manufacturer's website with additional information can be found [here](#). We plan on covering the dome with vinyl tarp covering in case of rain (as seen in the first photo, below). The vinyl covering can be viewed [here](#). We have the option to put a 60'x 40' vinyl covering on the floor of the dome. This provides additional protection from people's shoes and feet on the grass.

Commented [RM30]: Flooring required see notes on map page

To protect the turf beneath the domes, we will place Enkamat or similar padding squares underneath the edges of the domes that touch the turf. We will also place square blocks of wood (2x4s and/or 4x4 pieces of lumber) underneath the edges of the structure to prevent it from digging into grass.

Pictures of the actual domes we will be using are found here, below:



True Mirror Experience

A 30 foot wall of True Mirrors that reflect people as they are, without reversing left and right. Within the new reflection is a doorway to the true self, full of light and life. Healing can occur because seeing is believing; our true nature is a beautiful thing. See <http://www.truemirror.com/>

Contact: John Walter (b) (6)

Hanging Balls

A 8' cube of hanging shiny silver balls lit in blue. Simple, joyful, engaging. Contact: Ursula Sadiq (b) (6)

Demonstration Art Pieces and "Tentstallations"

Additional small demonstration "tentstallations" will be set up to inform the participants about various issues related to the drug war. In addition, we have invited other artists to display their thematic art. Below are pictures of the tentstallation structures and example of art to be displayed:

Consumer camping tents

Commented [RM31]: Need more information on setup in order to provide protection requirements


Commented [RM32]: More information needed

Commented [RM33]: Please remember one side must remain open at all times and that tentallations must follow the same guidelines as other tents. When are the bulk off the tents being installed? Are a few of the shiftpod tents being used for the Xendo project?



8 SHIFTPOD tents would be used throughout the vigil. Manufacturer website here:
<https://store.advancedsheltersystemsinc.com/>

Canopy Tents (10x10s and 10x20s)



Artwork (by Quest Skinner) on display (hung or on stands)

Meso Creso DJ Booth

Hollow Wooden/Metal Art Sculpture (no tires), as shown below at Catharsis 2015. Turf touch points are 4 dolly-style wheels (~5" diameter) and part of fiberglass wheel cover (18" long, ~0.5" thick). Will roll into place after sunset on Thursday night and be off turf on Sunday afternoon.

Chainsaw Portraits by SawAddict

Artist Glenn Richardson uses a STIHL 193 chainsaw, <https://www.stihlusa.com/products/chain-saws/farm-and-ranch-saws/msl93ce/>, and a standard propane handheld roofing torch, <https://www.harborfreight.com/propane-torch-with-push-button-igniter-91037.html>, to carve portraits of people out of wood stumps.



Propane torch

Artist: Glenn Richardson, (b) (6) Website: <http://www.sawaddict.com/>

Fire and Temple Ceremony Proposal

We see the ceremonial burn as the centerpiece of our vigil. The temple and ceremonial burn is part of a ritual healing ceremony of healing through sacred fire, which is a core part of our participants' religious and spiritual practice.

Michael Verdon is the lead contact representing the multi-denominational group of sacred fire practitioners, ritualists and that will participate in the ceremonial burn of the temple as

Commented [RM34]: In previous memo Meso Creso was on 4 pieces of matrax flooring. Please indicate if you have another proposal.

November 9 Flooring installed
Meso Creso installed
November 10 Vigil
November 11 Vigil
November 12 Vigil/Strike

Formatted: Font color: Auto, Highlight

Formatted: Font color: Auto, Highlight

Formatted: Font color: Auto

Commented [RM35]: How is saw dust contained?
Is he asking for donations for portraits? Is he wearing proper PPE?
Where is he storing Propane tanks?
What does his setup entail?

part of their religious practice. Michael has built and burned numerous effigies and temples as part of similar ritual religious and spiritual healing ceremonies. Michael's spiritual practice is based in sacred fire traditions. The public will also be welcome to participate in the ceremony, consistent with the tradition of Michael's multi-denominational sacred temple burns.

MOTORIZED VEHICLE LOAD/UNLOAD POLICY: Motorized vehicles will need to drive on WAMO walkways to deliver and remove materials used for assembly of vigil site, stages, Temple, R-Evolution Banner Tower, art installations, tents, and other structures, as well as vehicles which remain parked on-site during the vigil to serve as mutant stages. As described in "General Vigil Schedule" in Section IV above, vehicle loading and unloading will only be permitted during hours when vigil site is not open to the public. In addition, we will take the following measures to ensure public safety and convenience:

- Vehicles will be loaded/unloaded immediately on arrival and removed from WAMO walkways and permit site as soon as this is complete (excepting vehicles which remain on permit site as part of mutant stages).
- While in motion on WAMO walkways, all motorized vehicles will be supervised by at least two trained flaggers in bright neon vests with Catharsis badges (similar to badges shown in site safety plan below), who will keep the public well clear from the vehicle and ensure vehicle moves at a slow, safe speed.
- Verbal confirmation of the above policy will be required from everyone planning on production loading/unloading prior to the vigil.
- Any deliveries required during times when event is open to the public will be conducted from Constitution Ave.

Essential Vehicles Needing Authorization to be on National Pathway

We estimate we will need authorization for 20 vehicles. We do not have tag info for delivery vehicles at this time. We will use the Hashtag for load in and load out but also need access to the Monument path way at 17th Street NW

Vendor Delivery Vehicles

Matrax Flooring Semi x 2 Power Generators x 2 Crane x 2 Fork Lift x 1 Refueling x 1

Sound Stages x2

General Equipment Delivery Uhaul Box Trucks x 2 Temple Delivery Rented Box

Truck xl Toilets Delivery x 1

Staff Delivery Vehicles

Jeep with trailer - DC Tag (b) (6)

White GMC Sierra 2500 HD Truck with trailer - Virginia Tag (b) (6)

Mutant Stage - Nevada Tag (b) (6) Solar Beats Mutant Stage-

Commented [RM36]: You will be provided with 5 access passes to control the number of vehicles accessing the sidewalk. You will have access to the 16th street hashtag for small deliveries

TEMPORARY STRUCTURE AND TENT POLICY: To ensure compliance with NPS guidelines and regulations, volunteers who are bringing or overseeing assembly of any structure or tent will be provided with the following policy and required to give verbal confirmation that they will follow the policy before they can bring their structure materials onto the permit area:

- Any temporary structure or tent with footprint larger than 10' x 10' will comply with photosynthesis guidelines either as described in per-structure detail above, or by being placed entirely on Matrax flooring and ensuring no turf area is covered for more than 5 contiguous days.
- No temporary structure or tent will use anchoring more significantly than 18" consumer-grade tent stakes. All anchoring that protrudes above ground level will be marked with flagging or tennis balls to avoid tripping hazard.
- Anything heavier than a consumer grade tent will have at minimum Enkamat between touch points and turf, with touch points minimized.
- Any temporary structure or tent larger than commercial grade (10x10) with walls will have properly lighted and marked entrances and exits, which are not blocked and are not tripping hazards while the vigil is open to the public.

FIRE SAFETY: See Site Safety Plan Attachment

EQUIPMENT (Refer to installation descriptions, above, for piece-specific required equipment for install/de-install)

- **Up to 7,500 square feet of clean Matrax flooring** or equivalent w truck fork lift for install
- 6 OSHA approved propane heaters due to expected cold weather during our event.
Propane to be stored off/site.
- 2 ADA portable restrooms and 8 non-ADA portable restrooms
- 15 shelter "tentstallation" canopy tents and camping tents of various sizes education installations. **Not to be used for sleeping!**
- 60 folding and camping chairs
- 6 8x8 Plywood seating "couches"
- 5-10 10' x 10' or 10' x 20' Pop up canopy tents for organizers
- 2 10' x 30' canopy tents for organizers and welcome station.
- 20 8 foot tables for materials
- 80 LED 10-50 watt lights for dome and pop-up/canopy shelter lighting
- 15 LED 250 watt equivalent work lights and to be used with gels for low light a night
- 4 Camera Tripods for documentary crew and expected media
- 5 Car Batteries with Inverters in battery box for Liberty pole lighting, tentstallations
- 8 floor tarps and accompanying rugs for domes.
- 4-8 ABC Fire extinguishers
- 4 Burn perimeter posts
- 4 work ladders
- 8-12 Signs (2ft x 4ft or smaller) that comply with staking limitations
- 200 feet Rubber coated Rainbow Rope lights for lighting Matrax edges
- Stihl MS193 Chainsaw
- Handheld propane roofing torch
- 2 Battery Powered Light towers

A

Temporary Power System Main Generator:

Generator (scheduled for continuous operation)

1. Model: MMD Airman
2. Size: 65 KVA
3. Dimension: 144^Mx70"x73"
4. Weight: 4025LBS



Grounding Rod

Generator supplied with grounding rod attached to chassis grounding system.

Cable

(All cabling is SOW outdoor cable compliant with CAS rating system)

1. 3 phase power will be supplied by " #2 banded 5 wire cable"

2. Single phase runs will be supplied by "6/4 50 amp cable runs"
3. Single phase runs will be supplied by 16 gauge 3 wire extension cable.

Cable Covers

1. 5 channel all weather cable coverings will be supplied for all exposed cable **Breakout**

Boxes

(All boxes compliant with Nema 3R rating)

1. 3 phase 200 amp breakout boxes will be provided as main switches.
2. Single phase breakout boxes will be supplied as local breakers for tents and structures.

Secondary power:

1 Kubota Generator: KUBOTA GV-1125 Q 14 KW (14,500 watts approx. 55 Amps)



Power Distribution Box and wires "Spider" box, and lots of heavy duty 120v wires. Power Strips, splitters, etc.)

*Trailer-12 foot to be on matrax flooring



'Work Space Lighting bright LED work lights on stands.

- * 10x10 easy up canopy
- * 6 foot tables (4)

1 Honda 5400 Watt Generator, cables and power supply, Plywood Ground cover and baffle box

1 Honda 6500i Watt Generator (quiet model), cables and PVC ground cover

1 1600 Watt Generator, plywood ground cover and baffle box

SOUND


Primary Sound System - Abraxas on-board sound system, 20kW sound facing west northwest towards the Vietnam Memorial

6 secondary sound systems - 1 at Cognitive Liberty Pole, 1 at the South Metal Geodesic Dome, 1 at North Metal Geodesic Dome, 1 on the Solar Beats Mutant Stage, 1 on the JunXion Jaguar Stage, and 1 on the DC Stage. 14 powered 500 watt speakers, two 1000 watt subwoofer, cables, microphones, speaker stands, DJ Mixers, DJ controllers, and Computers

LIGHTING

We are renting one Solar Light Tower from United Rentals. Vendor has not provided exact specifications yet. The lights will be placed on Matrax flooring.

16 Lantern Stands made the poles are 104" tall with a 2' bar across the top and bases have three 2' legs that are 3' across. These will be placed along the pathways to provide illuminate at night. Lanterns will use Kerosene fuel that will be filled off-site Friday and Saturday. Photo forthcoming.



PROJECTORS

We plan to have 6 standard video projectors and a projection screens to project on the surface of the domes, or onto screens. These projectors will not be used to project on buildings or monuments. At least one projector will utilize an interactive artwork component that will track participants and project their image in real-time with additive graphics.



Commented [RM38]: Are you using this to project images onto the white sides of the scaffolding?

PROPANE HEATERS

AZ Patio Heaters Patio Heater, Quartz Glass Tube in Hammered Bronze. CSA Approved. Uses a 201b Propane Tank (Lasts 8-10hrs. on High). Propane stored offsite. Link to specific details for propane heater model [here](#).

FOOD

We will not sell food but will request food trucks visit the event on Constitution Avenue, NW. We would like to have 2 small electric kettles and a small camping stove (see below) for event staff use only to prepare hot drinks hot food.



MEDICAL

One or more certified medical staff will be on-site in a clearly marked, 3-sided medical tent during advertised programming hours when significant crowds are expected. All volunteers will be trained to know how to quickly find or get in contact with medical staff.

- Friday, November 10, 12:00pm noon - Saturday 3:00am
- Saturday, November 11 9:00am - Sunday 9:30am

Medical tent will have one certified medical volunteer present per expected 1,000 people at that time, with additional on-call medical volunteers on site (in total, 1 per expected 500 people at that time)

SECURITY

In addition to volunteer contacts, additional volunteers and/or professional security will be on-site at all times. During times when advertised programming is scheduled (same as listed in medical above), this team will include 1 trained volunteer or professional security per expected 500 people. Trained volunteers will have extensive training and experience in de-escalation techniques and conflict resolution, and ability to communicate quickly with event organizers, NPS and/or appropriate authorities if necessary.

During other times (e.g. during event setup and breakdown), at least two total volunteers will be on-site as "art guardians." They may or may not have extensive training but will have ability to communicate with event organizers and/or appropriate authorities if necessary.

ALCOHOL / SUBSTANCE POLICY

Catharsis on the Mall is a vigil for healing and an acknowledgement of our journeys. It is a space for consciousness, not for inebriation. Furthermore, it is on public, federal property and all federal laws are in effect. Anyone found consuming or possessing alcohol or illegal substances on the National Mall will be immediately asked to leave by volunteers and organizers, and law enforcement will be on site and assisting in maintaining public safety and compliance with the law.

A prominent disclaimer discouraging attendees from bringing or consuming alcohol, cannabis, or any other illegal substances on the National Mall is included prominently on the event information on our website

<https://www.catharsisonthemall.com/general-info/> and on our facebook event page.

Additional measures will be taken during the event to discourage any illegal activity:

- Planned additional training and reinforcement for our on-site volunteers who will be patrolling the site during the event, to take a strict policy on asking attendees found in possession of any substances to leave immediately, or escalate to an on-call organizer if they are not able or comfortable to get the attendee to leave.
- Prominent signs will be posted during the event, reminding participants that illegal substance use at the event will not only disrupt the ongoing healing process, but also creates a risk to other participants and the event.
- Medical / first aid volunteers on-site will also be prepared to assist in the unexpected case that anyone on site has a complication or problem due to alcohol or substance use.

VOLUNTEER STAFF


One or more of the following Catharsis volunteer staff contacts will be on-site at all times (along with supporting volunteer team):

Adam Eidinger, (b) (6) Nikolas Schiller, (b) (6) Michael Verdon, (b) (6)
Robert "Roman" Haferd, (b) (6) Rosina Menolo, (b) (6) Natalie Ginsburg, (b) (6)
(b) (6) Darrell Duane, (b) (6) Joshua Carroll, (b) (6) Darwin Westich, (b) (6)
(b) (6) Rachel Donlan, (b) (6) Lauren Berlekamp, (b) (6) Alex Wyman, (b) (6)
(b) (6) (b) (6)

Denise Lozano, (b) (6) Charles Planke (b) (6)

Additional volunteers will be provided closer to the start of Catharsis on the Mall.

The main identifying staff credential for Catharsis volunteers will be a visible "VOLUNTEER" and "SECURITY" badge (design below). Catharsis event staff will wear red and gold Phrygian hats like on the seal of the US Army and Senate to be easily found in the crowd by NPS.



Site Safety Plan for Vigil Burn Ceremony on November 11-12, 2017

Prepared by Michael Verdon October 5, 2017

This practice of using fire in sacred cleansing rituals is as old as religion itself. This ceremony is an important cornerstone of the Catharsis on the Mall Vigil. Fire releases into the heavens our wishes, fears, hopes, and memories both individual and collective. This ceremony can be a powerful part of the healing process and wellness.

On Saturday at 9 pm, we will burn the Memorial Wheels from inside the temple. Usually the entire temple would burn as part of this ceremony. In an effort to collaborate and work with the National Park Service new rules, the Temple burn ceremony is being scaled down to removable sections of the sacred structure to fuel the sacred fire. We hope this will allow for an safe and reflective burn experience.

This year, we have added a custom steel flooring that is assembled with clamps and bolts that was designed and built by Michael Verdon. Corrugated steel is placed over the custom flooring which all rests upon cinder blocks on the required protective flooring of plywood and plastic flooring mats. The custom steel flooring will protect the resource from heat damage from the fire.

Burn Pad Layout

- Materials: corrugated steel (CS), cinder blocks (blocks), and custom steel floor that Michael Verdon made and used for other burns successfully
- Corrugated steel over the custom steel floor sitting on cinder blocks

Badge for Vigil Ceremony Staff:**Vigil Burn Ceremony Timeline:**

On the evening of Saturday, November 11, 2017, we will begin preparing the Temple for the burn ceremony. Rain or shine, this event will occur. Only high winds would cause a hold on the ceremony.

7 PM - Establish the burn ceremony perimeter. 150' perimeter around burn site is established with caution tape. Create burn platform. Badged access only. (6) Perimeter personnel are placed.

Light ceremonial fire on south side. This ceremonial fire is an elaborate-looking-torch with paraffin (tiki fuel with no citronella) inside the perimeter by 6'.

There is a main access point that is on the south side of the perimeter that is 15' wide. This faces the pathway for vehicle and burn-team access. It will be kept clear of audience members for the duration of the ceremony.

Fire Shin, Kyle Rasmussen, Lead of the fire conclave, arrives with the ceremonial fire dancers. There are 40 ceremonial fire dancers, "dancers." They are trained and have performed in Maryland, Washington DC, Virginia, and Nevada. There are 10 fire-safeties, "safeties," each with a fire retardant blanket (Duvateen) who will each watch 4 dancers. The dancers and safeties will be wearing natural (cotton, etc) fabrics with matching outfits which do not melt and have a higher autoignition temperature.

A 3 container fuel-station will be set up by the "Fuel Maven." The Fuel Maven will monitor the fuel station during the duration of the ceremony. No open flames or smoking will be allowed within 20'. The Fuel Maven will monitor the area and oversee the fueling of all tools. The fuel being used to light the tools is Coleman Camp Fuel. This "fuel station" will be located on the south side of the perimeter. The fuel station is a metal container placed on the ground with the fuel, in its legal container, and drip-containers.

The dancers use tools that are steel and kevlar-wicking soaked in Coleman Camp Fuel. They use secondary drip-containers to ensure no fuel soaks the ground. They fuel each dance tool 10-minutes prior to performance at the fuel station.

8:00 PM - (20) Fire perimeter members (who are badged and wearing orange safety vests) will get into position around ceremony perimeter, evenly spaced out every 15'. They will be our eyes and ears for problems and potential safety hazards. 4 Perimeter leads with ABC fire extinguishers will be spaced evenly in the perimeter. All perimeter team members will be provided whistle.

8:00 PM - Build fire stacks with the memorial wheels from the temple

8:30 PM - The fire dancers begin their ceremonial dance. This dance takes place 10' from the perimeter edge. The fire safeties stand 7' from the dancers towards the structure. Performers light their tools from the ceremonial torch on the south side of the perimeter.

When a safety notices anything going wrong (example: dancers clothing catch on fire), they call it out loud to alert the performer. "Sean, your clothing is on fire, left leg." The safety waits for Sean to stop dancing and then moves in. Often, Sean will be able to put out the fire on his own. If a safety moves in the dancer raises their tools and safety applies the blanket to the area on fire. Dancers' tools are extinguished through use, running out of fuel, or devateen. The dancers sit in a line along on the south side perimeter along the diameter line after their performance.

9 PM - Final fire dancer lights fire tool, steel and Kevlar wicking soaked in a small amount of Coleman Camp Fuel, held by Michael Verdon. The Fire Marshall representative, Michael Verdon, and one person carrying a fire extinguisher will approach the structure and set it on fire at the designated locations fueled with paraffin (4 corners of the structure). A safety with devateen will be standing by in emergency case and to put the fire out after the fire is lit. Dustin Smith on stand-by in Fire Protective suit to contain the fire in Dustin will also monitor any debris and the park grass.

9:15 PM - Climax of live fire event.

9:45 PM - Fire at below 3' and no longer a toppling hazard

9:45 AM - Once the fire is under 3' tall we will open the perimeter for participants to approach within 10' of the fire and Fire Safety Team will continue monitoring the fire. Begin raking coals to ensure even and complete burning. People walk in a circle around the fire together once the perimeter is reduced in size. People will be allowed to get closer to the fire at this time and be warmed by its heat.

Equipment:

Caution tape

(24) 2x2 4 foot-tall posts

Safety vests, badge, and whistle for Fire Perimeter Team - 20 sets (4) ABC Extinguishers (1)

Water Extinguisher (1) Magnetic Roller 36"

(1) Metal Rakes

(1) 10" Pike

(2) Metal shovels (2) Steel Drums (2) pair Fire Gloves (2) Steel tongs

Egress/Clean-up Summary:

Corrugated steel will be placed under the object and extend beyond the platform to catch all wood and ashes.

When the structure has collapsed and the fire is lower than 3', we rake the fire to minimize its size and contents further.

After the ceremony the corrugated pieces will be removed, a magnetic roller will be used to remove hardware, and the ashes will be emptied into steel drums.

The grass surrounding the bum platform will be raked and cleaned for any debris.

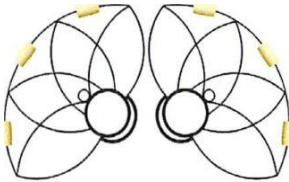
Steel drums moved with 700 lb dolly to truck for removal.

The removal will begin and be completed on Sunday, November 12, 2017.

Ceremonial Fire Dancers

Fire Tool Examples:

Fire Fans: Steel and Kevlar Wicks: [*http://www.homeofpoi.com/](http://www.homeofpoi.com/)



Fire Poi: Steel and Kevlar Wicks:

- <http://www.homeofDoi.com>



Fire Staff: Steel, aluminium, and Kevlar Wicks:

- <http://www.trickconceDts.com/Fire-Staff-Standard-P1763C11.asDX>



DC Area Fire Performers Dance Video Sample:
• <https://www.youtube.com/watch?v=KQK3Q008 uQ>

Contract for 9 Bathrooms for Catharsis on the Mall Vigil

United Site Services of Maryland, Inc.
3250 Old Washington Road Waldorf, MD 20602 Toll
Free: 800-553-3173 Local: 301-396-8501 Fax:301-884-
5713



Site Service Quotation

Salesperson Contact

Paul T. Anderson Mobile:
Office: 240-427-5588 x75588 Fax: 508-594-
2581 paul.anderson@unitedsiteservices.com

Quote No.: 414-1056414 Quote Date: 10/10/17 Quote Expires: 11/09/17

Sell To: DCMJ
NIKOLAS SCHILLER 2448
(b) (6)

Ship To: WASHINGTON MONUMENT 2 15th
St NW
WASHINGTON, DC 20024

Cust.#: USS-280431
Phone: (b) (6)

Attn: NIKOLAS SCHILLER
Phone: (b) (6)
Terms: (6) Upon Receipt

Item	Unit	Quantity	From	Thru	Unit Price	Total Price	
Deluxe Restroom	EA	9	11/09/17	11/10/17	90.0	90.0	onetime
Deluxe Restroom Service	EA	9	11/09/17	11/10/17	10.00	990.0	onetime
Lock & Key	EA	9	11/09/17	11/10/17	110.00	45.0	onetime
Delivery, Setup, Removal	EA	1	11/09/17	11/10/17	5.00	225.0	onetime
Environment/Energy/Compliance Deluxe						174.16	onetime
Restroom Subtotal:						1,524.16	

Accepted: Date: Subtotal: 1,524.16
Remit To: United Site Services, PO Box 5502, Binghamton, NY 13902-5502 Tax: 17.78
NOTE: Total prices have been calculated for 1 billing period only. Damage Waiver is optional. Please read the terms Total: 1,541.94
and conditions on the last page of this document for more information.

Contract for 1 ADA Bathroom for Catharsis on the Mall Build Week

United Site Services of Maryland, Inc.
3250 Old Washington Road Waldorf, MD 20602 Toll
Free: 800-553-3173 Local: 301-396-8501 Fax: 301-884-
5713



Site Service Quotation

Salesperson Contact

Paul T. Anderson Mobile:
Office: 240-427-5588 x75588 Fax: 508-594-
2581 paul.anderson@unitedsiteservices.com

Quote No.: 414-1056430

Quote Date: 10/10/17

Quote Expires: 11/09/17

Sell To: DCMJ

NIKOLAS SCHILLER
(b) (6)

Ship To: WASHINGTON MONUMENT 2 15th
St NW
WASHINGTON, DC 20024

Cust.#: USS-280431

Phone: (b) (6)

Attn: NIKOLAS SCHILLER

Phone: (b) (6)

Terms: (b) (6) Due Upon Receipt

Item	EA	1	11/03/17	Unit Indef	Quantity	From	Thru	Unit	Price	Total	Price
ADA Wheelchair Accessible cycle					224.00		224.00	per	billing		
Environment/Energy/Compliance cycle								28.90	per	billing	
Per Billing Cycle Subtotal										252.90	
Lock & Key	EA	1	11/03/17	11/03/17	5.00		5.00	onetime			
Delivery, Setup, Removal	EA	1	11/03/17	11/03/17	25.00		25.00	onetime			
Environment/Energy/Compliance								3.88	onetime		

Accepted: _____ Date: _____

Remit To: United Site Services, PO Box 5502, Binghamton, NY 13902-5502
NOTE: Total prices have been calculated for 1 billing period only. Damage Waiver is optional. Please read the terms
and conditions on the last page of this document for more information.

Subtotal: 286.78
Tax: 15.05
Total: 301.83





PO Box 307 • 139 Business Park Dr. • Indian Trail, NC 28079
Phone: 704-821-8870 • Fax: 704-821-8880

Certificate of Flame Retardance

Issued To: JUST VISION IT, LLC

Invoice #: 0213499

Invoice Date: 2017-09-16

Reference: Laboratory Report

Lab ID/Certificate: # 0100807

THIS CERTIFICATE OF COMPLIANCE IS ISSUED TO VERIFY THAT THE ITEMS OR AREAS DESCRIBED ON THE CERTIFICATE HAVE BEEN TREATED WITH CLASS A FIRE RETARDANT AND/OR HAVE BEEN MANUFACTURED WITH A PORTION OF INHERENT FLAME RETARDANT YARNS. THESE ITEMS ARE CERTIFIED TO MEET THE FOLLOWING TEST:

NFPA 701 SMALL SCALE

CALIFORNIA ADMINISTRATIVE CODE TITLE 19

CSFM REGISTRATION NUMBER: F-02601

B-S1-D0



YARDS
234.000000

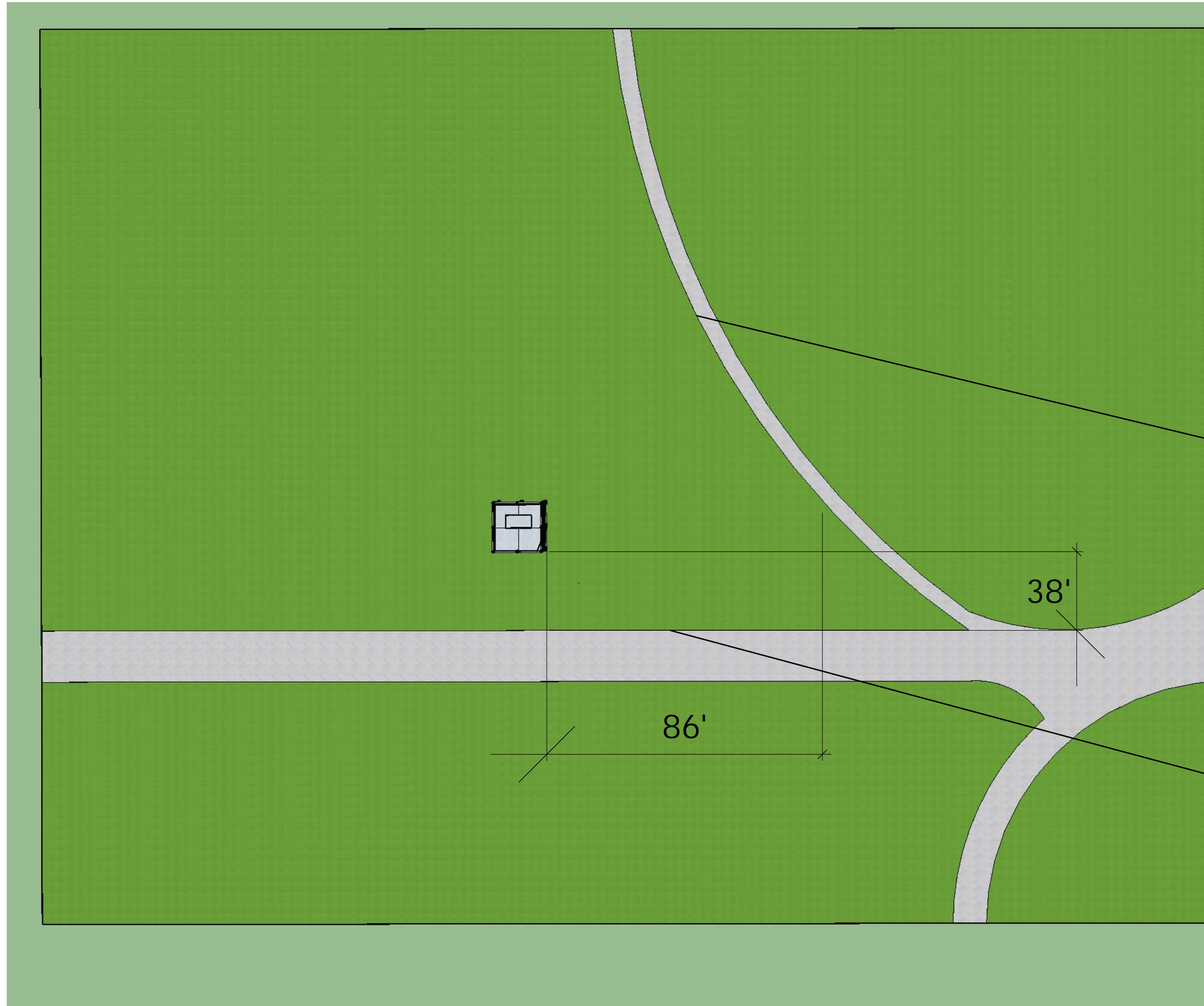
STYLE
GF4017125FRWHFT
STYLE GF4017 122IN FIRE RETARDANT SOFT KNIT WHITE

A handwritten signature in cursive script that reads "Debra Smith".

Debra Smith, Plant Manager

2017/10/28
Date

This fabric meets or exceeds the flammability standards set forth in the National Fire Protection Association specification # NFPA-701. Any alteration of the fabric voids any warranty either implied or expressed. The liability of the seller is limited to the selling price as stated on the invoice and related transportation cost.

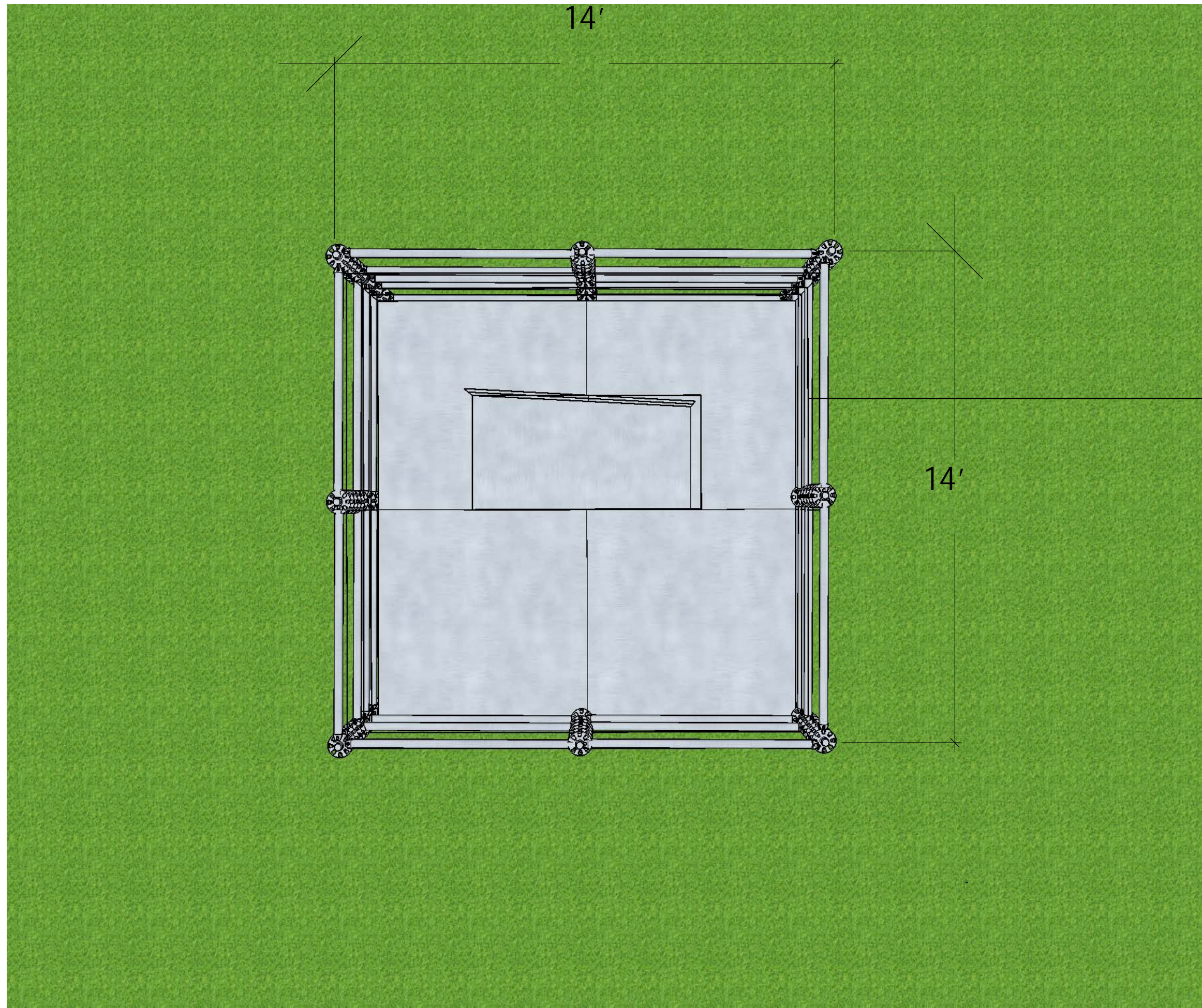


Access road to constitution Ave

Access road 17th street southwest

Site Overview

1. A 24' x 14' x 26' foot scaffold will be assembled using layer all-round specific scaffolding.
2. Scaffolding will be placed at a 86' and 38' setback from main access roads.
- 3 Scaffold system will be placed on wood protection pads for turf protection.
4. Scaffolding system is rated for outdoor all weather year round use.
5. Scaffolding anchor system is "self anchoring". With an equal size base to tower ratio and a 9000 lb total system weight.
6. Scaffolding structure meets or exceeds criteria using ASCE 37. SEI/ASCE 37-o2. outlining temporary construction structural systems and environmental loading.



A 14x14x26 scaffolding manufactured by layer corporation

REVISIONS

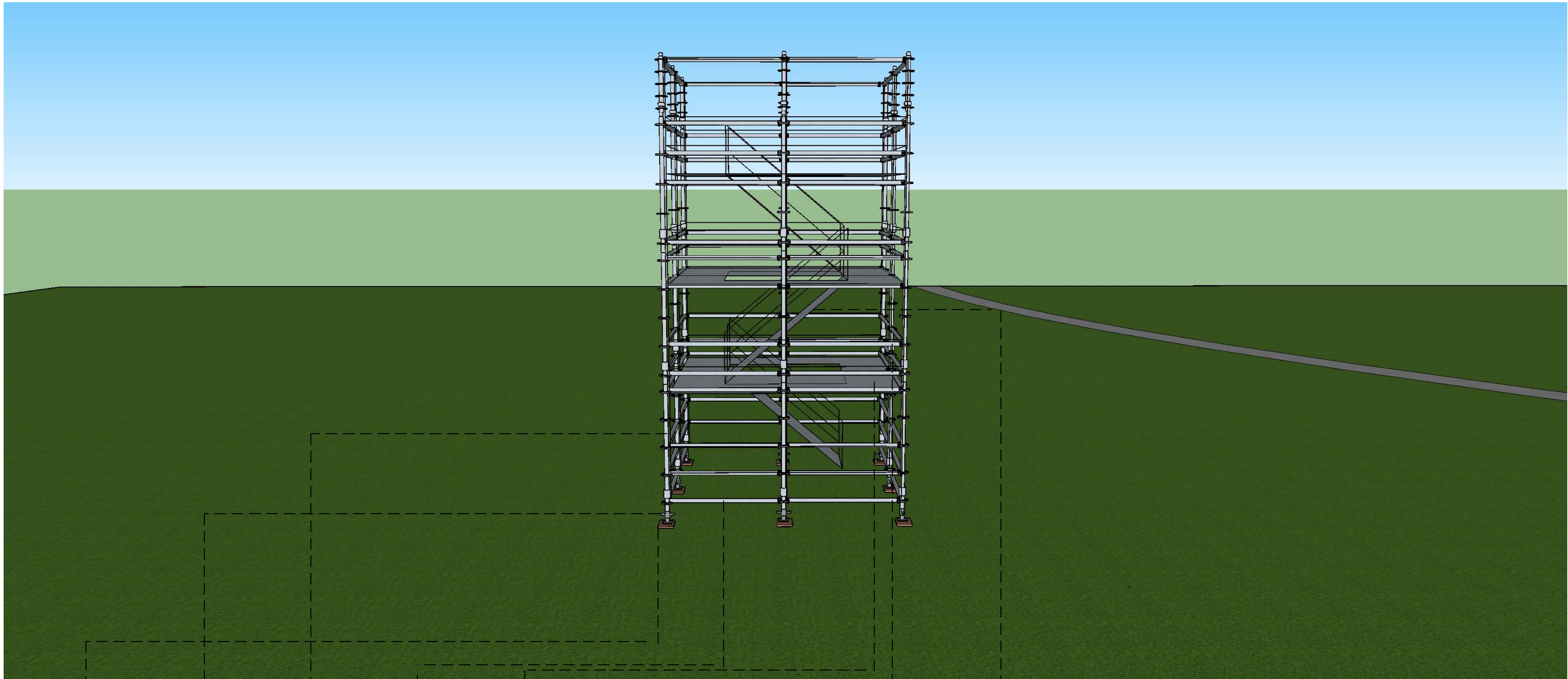
October 31, 2017



Catharsis On The Mall

Catharsis Scaffold

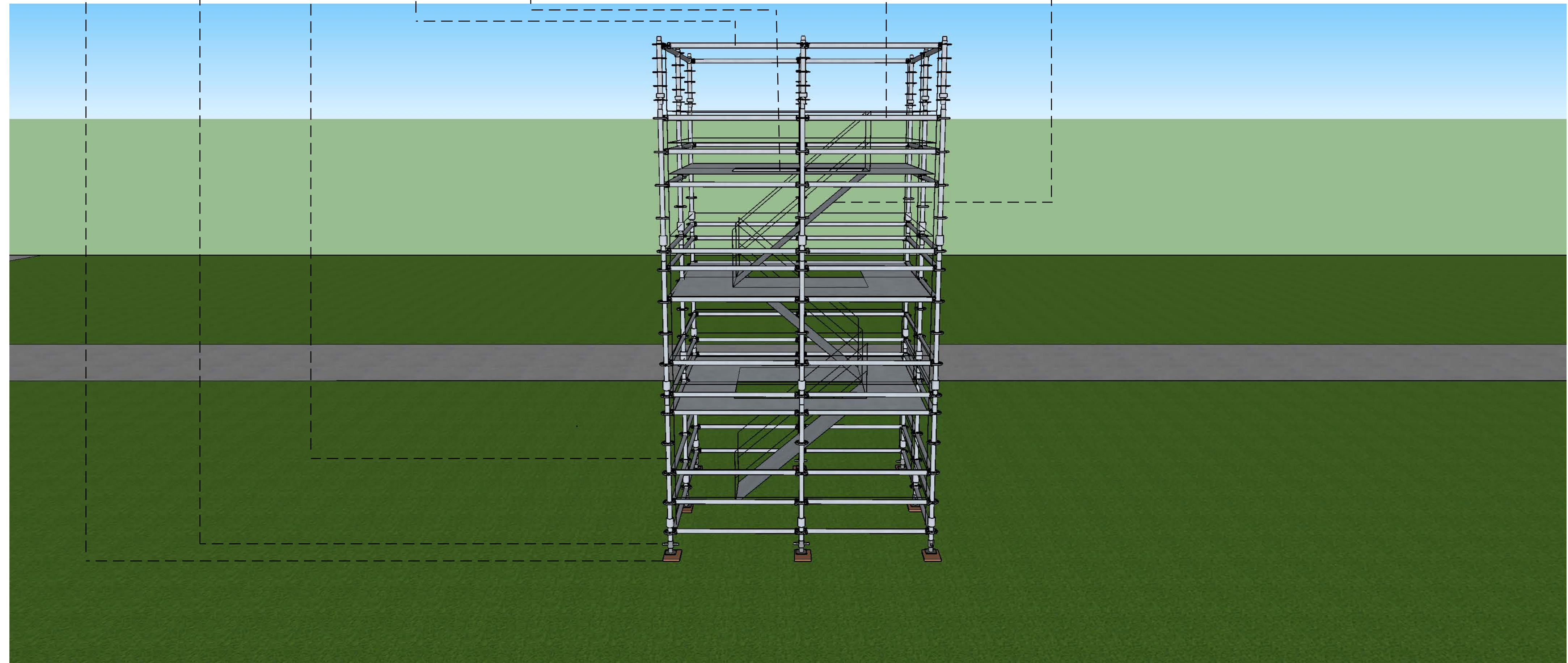
A



- 1
- 2
- 3
- 4
- 5
- 6
- 7

- Material Specification
- 1. BASEPLATE
 - 2. INITIAL SECTION
 - 3. VERTICAL STANDARD
 - 4. LEDGER
 - 5. SCAFFOLD DECK
 - 6. ADVANCED GUARDRAIL
 - 7. MODULAR STAIR SYSTEM

1
A1 North Elevation



1
A2 South Elevation

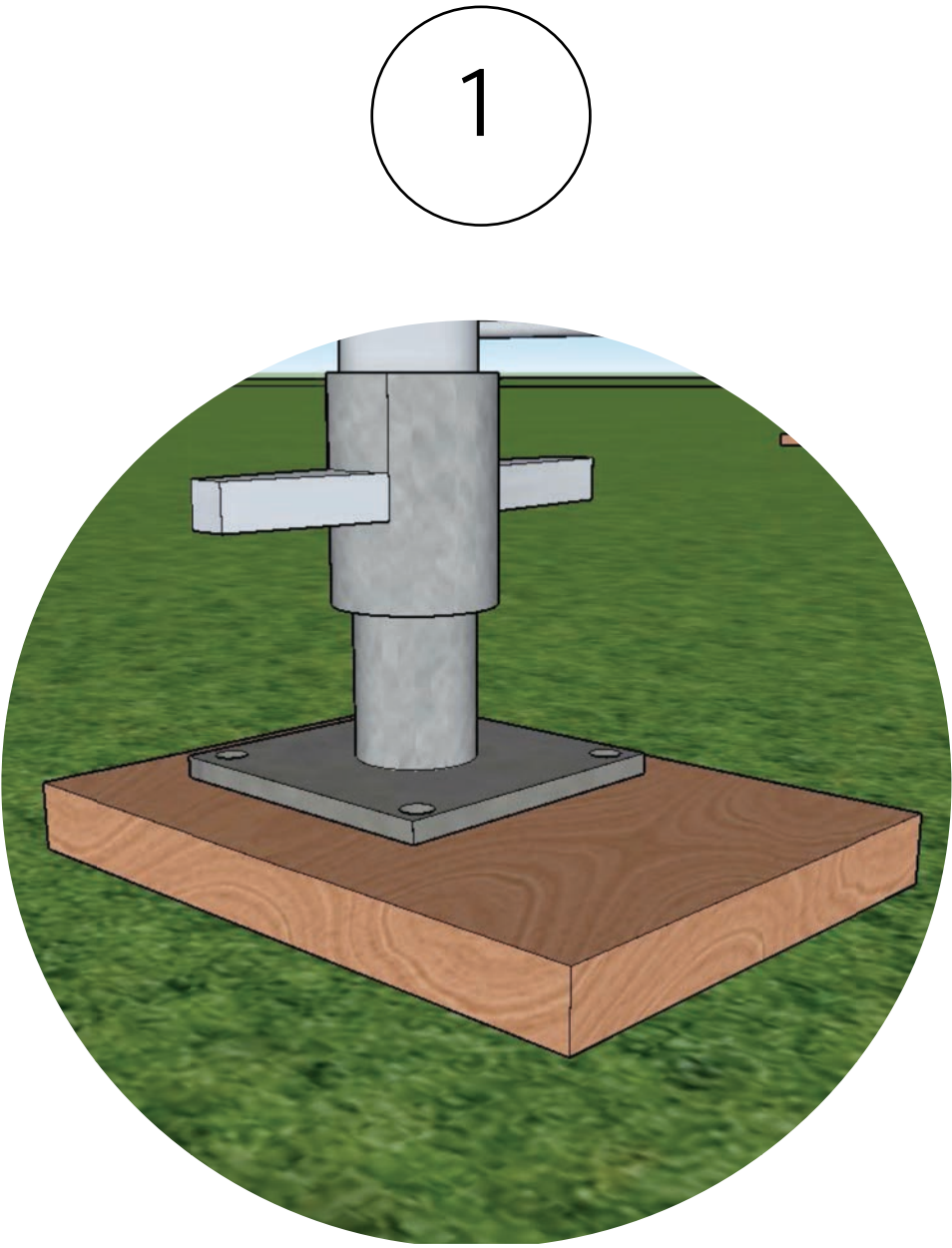
REVISIONS

1 2 3

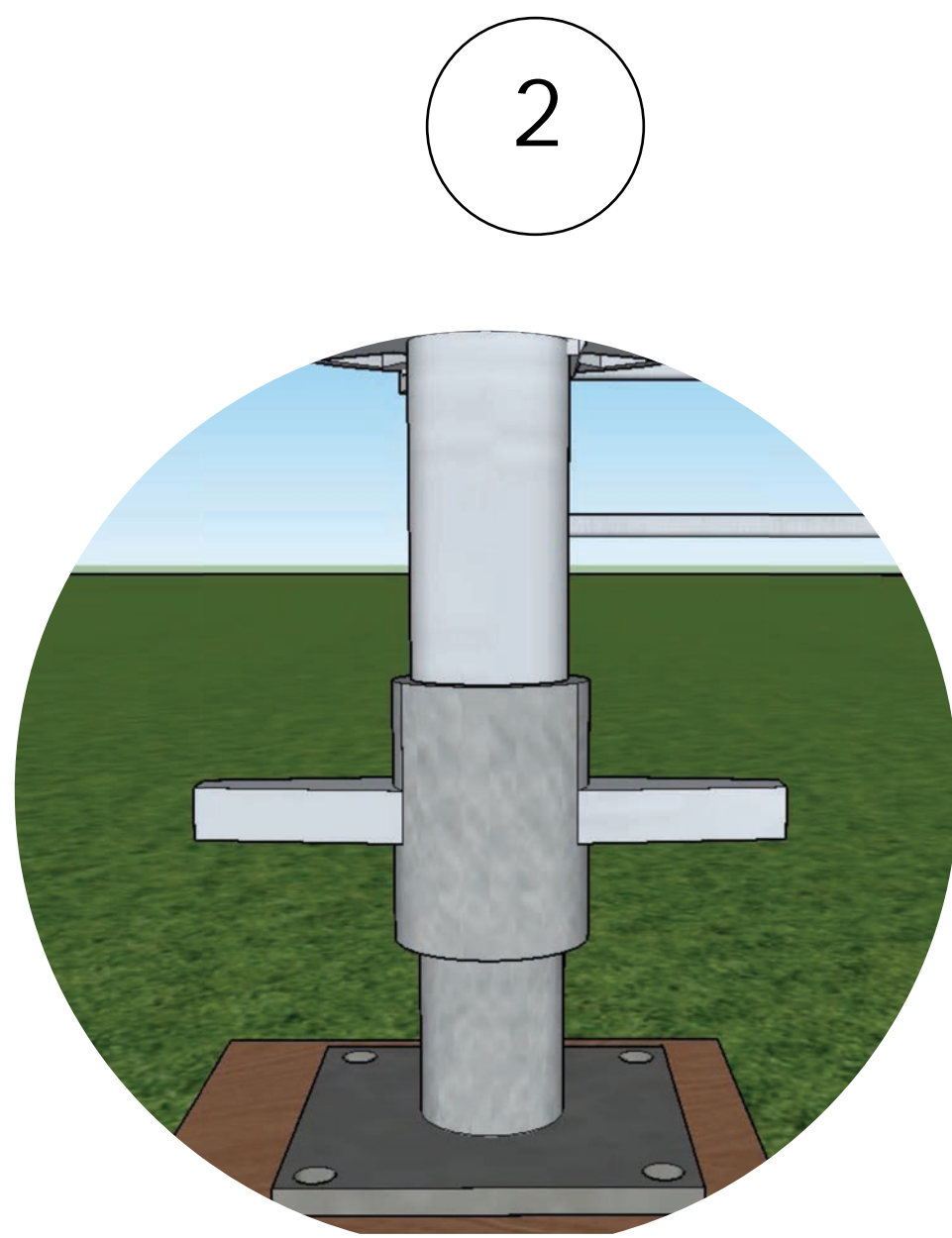


Catharsis On The Mall

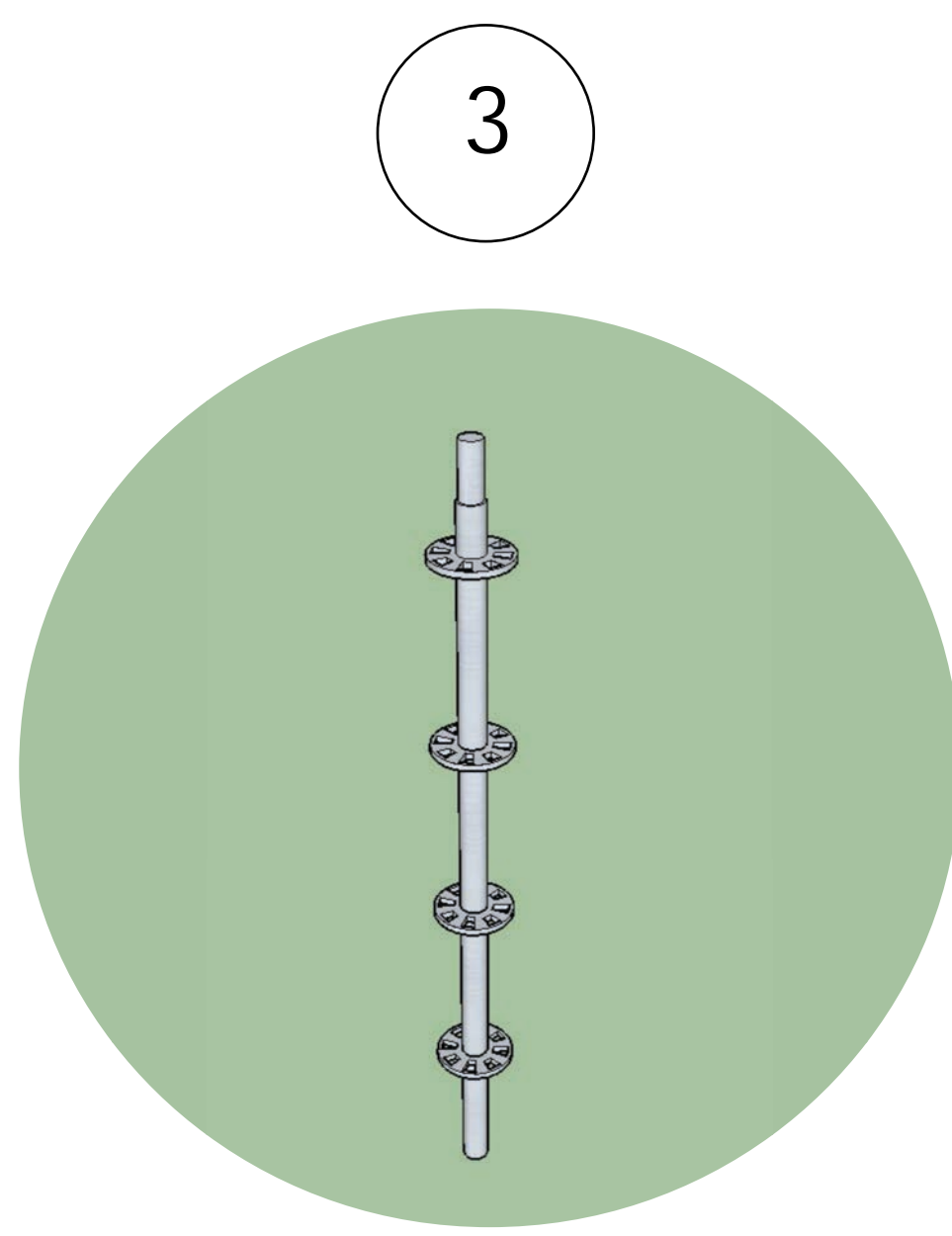
Catharsis Scaffold



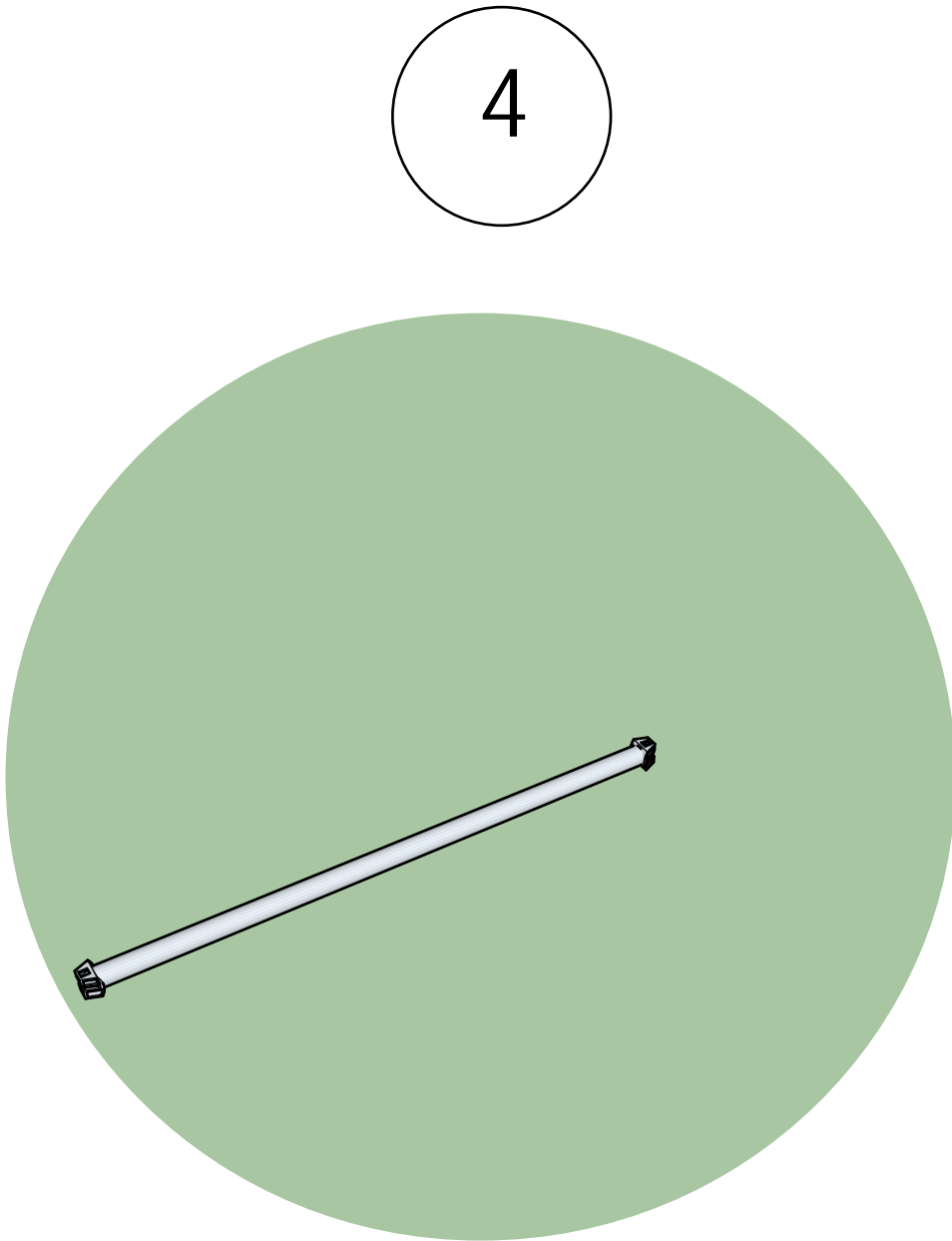
1



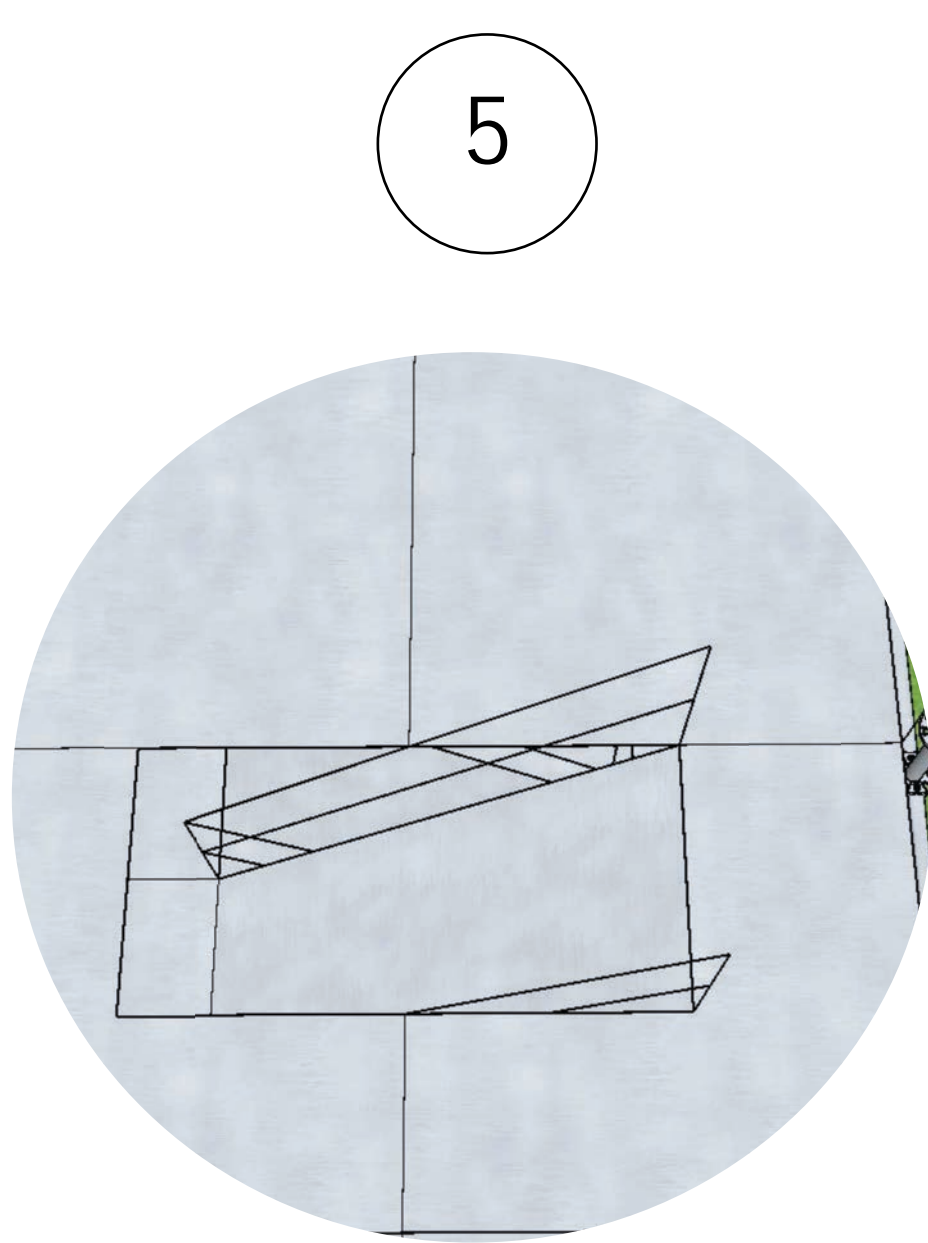
2



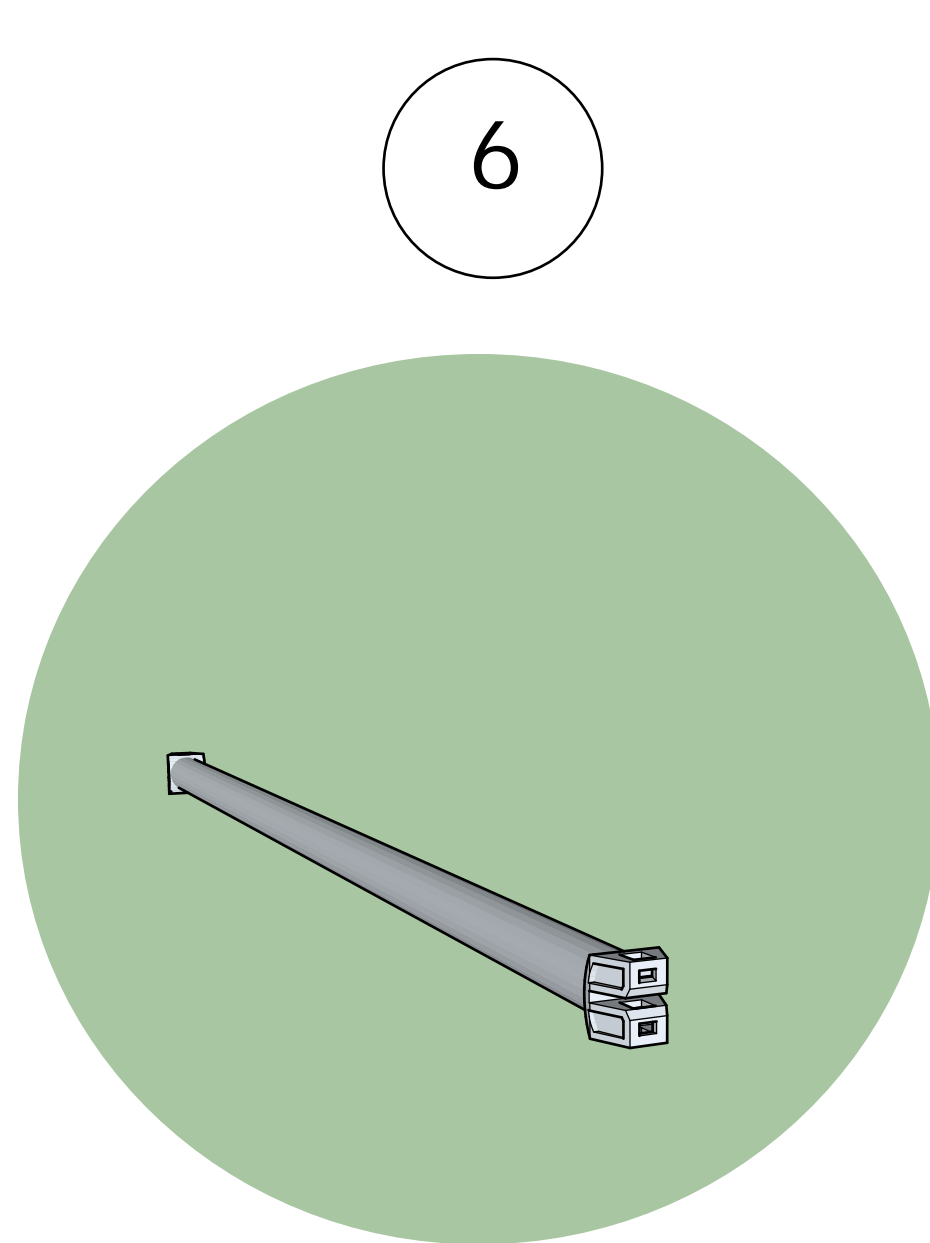
3



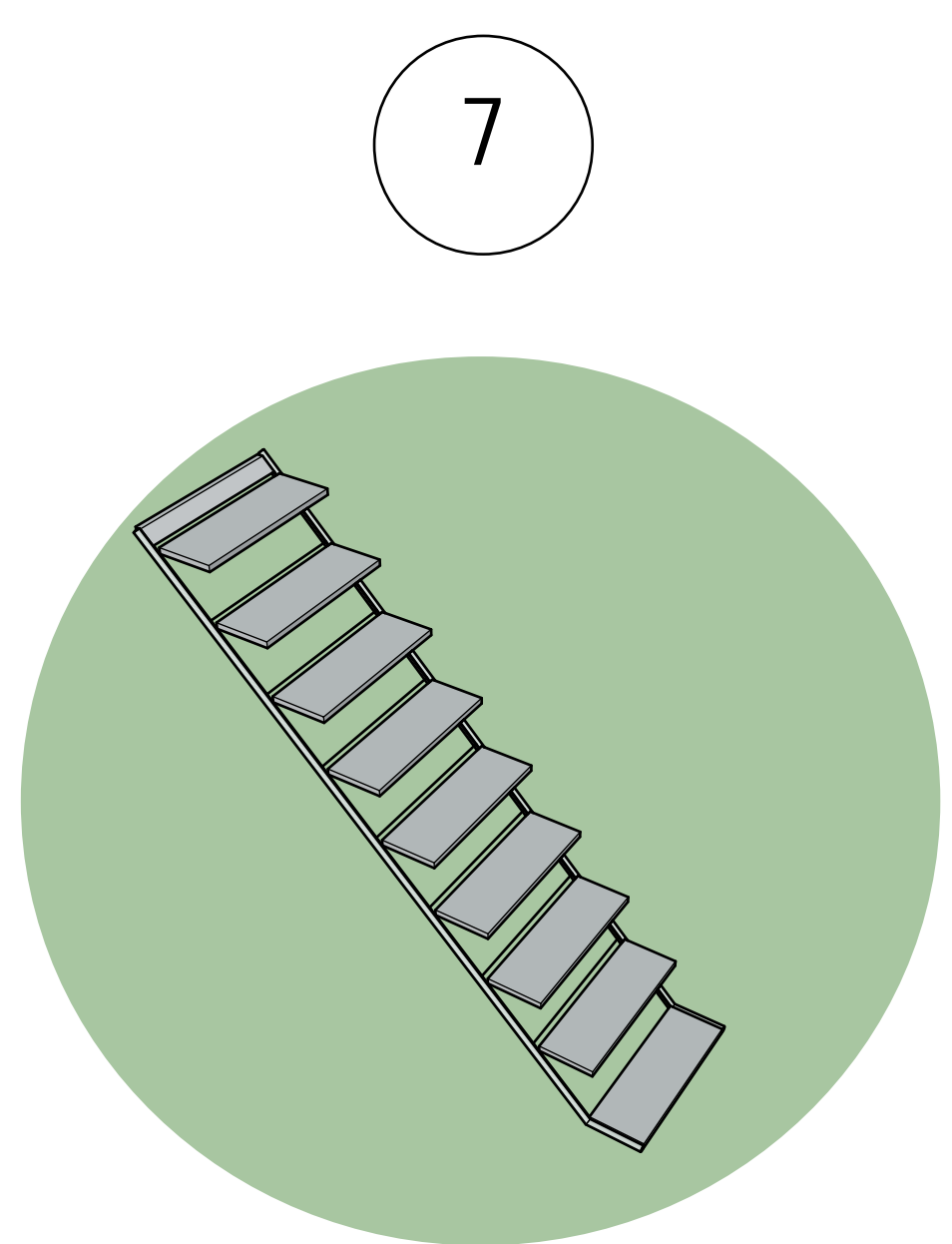
4



5



6



7

Material Specification

- 1. BASEPLATE
- 2. INITIAL SECTION
- 3. VERTICAL STANDARD
- 4. LEDGER
- 5. SCAFFOLD DECK
- 6. ADVANDCED GUARDRAIL
- 7. MODULAR STAIR SYSTEM

REVISIONS

1

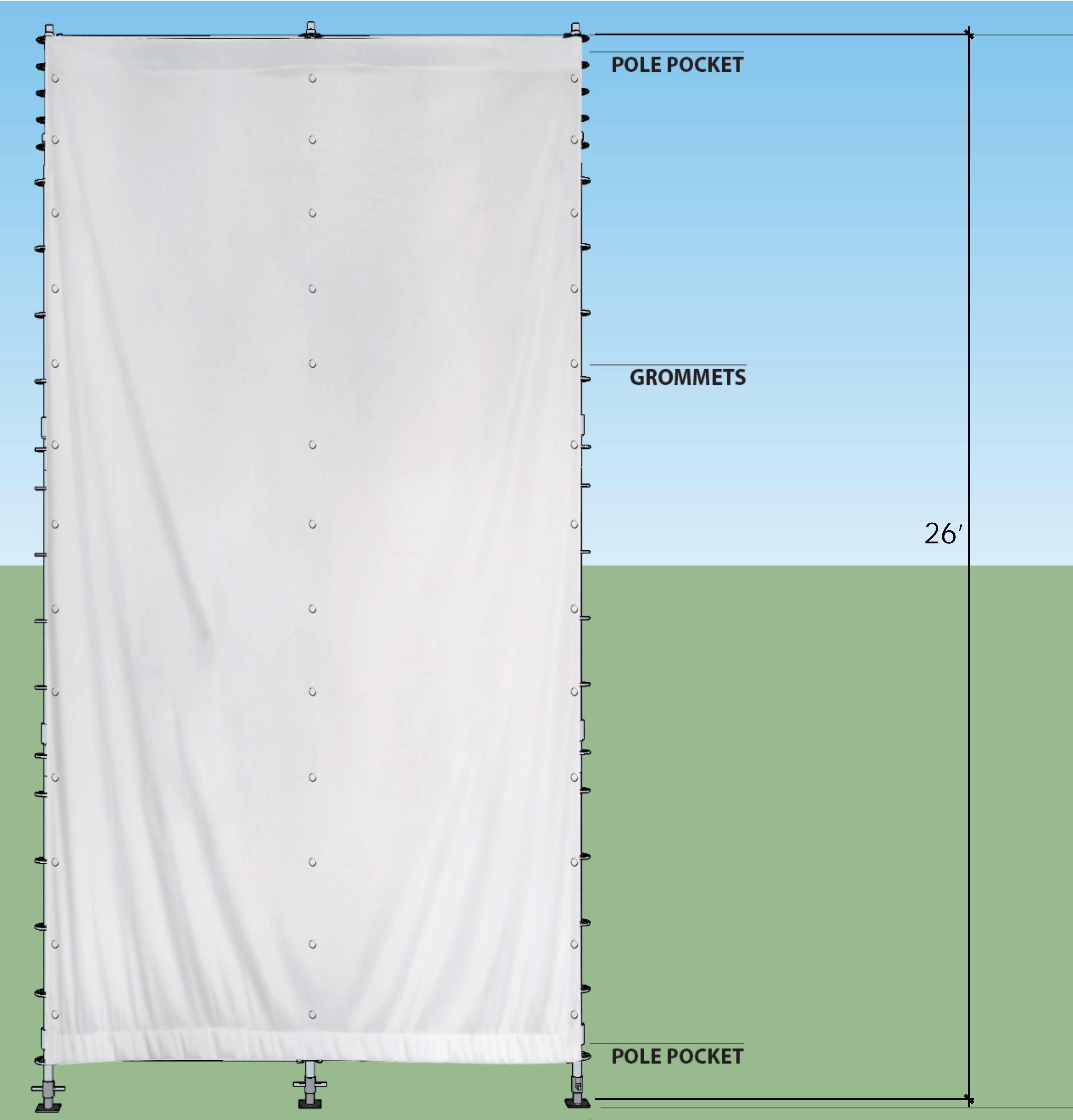
2

3

CATHARSIS
ON THE MALL

Catharsis On The Mall

Catharsis Scaffold



- 1. Fabric material maintains current certificate of fire retardant with laboratory reference.
- 2. Material will be made up of 100% polyester knit woven fabric.
- 3. Material maintains a stretch length of 10 lbs (ASTM 2594)
- 4. Material maintains an air permeability rating under test ISO:9237:1995 for outdoor use.



TECHNICAL DATA SHEET

GF 4017 SOFT KNIT (FR)



Revised 7/2014

Weight:	5.1 oz/yd ² (172 g/m ²)	Composition:	100% Polyester
Width:	125"	Thread Count:	33 Courses, 41 Wales
Printing Compatibility:	Dye Sublimation and Latex Printing		
Flame Retardancy:	NFPA-701, California Administrative Code Title 19 - Public Safety, Section 1237; Registered in the State of California (CSFM Registration Number: F-02601) and meets Section 13115 of the California Health and Safety Code		
Heat Press Length (HP 410° 30 Sec):	1	Heat Press Width (HP 410° 30 Sec):	1
Grab Tensile Width (ASTM D-5034):	145	Grab Tensile Length (ASTM D-5034):	145
Stretch Length 10 lbs (ASTM 2594):	2.0	Stretch Width 10 lbs (ASTM 2594):	5.0
% Growth after 1 minute:	Length: 0.0	Width: 0.0	Ball Burst (ASTM D-6797): 160
% Growth after 1 hour:	Length: 0.0	Width: 0.0	
Stretch Length 10 lbs (ASTM D-4964):	8	Stretch Width 10 lbs (ASTM D-4964):	18
Bow & Skewness (ASTM D-3882):	6	Skew Right Hand:	14
		Skew Left Hand:	14
Latex Profiles Available:	L25500 Printers: Onyx and Caldera; HP Latex 210 (L26100), HP Latex 260 (L26500), HP Latex 280 (L28500): Onyx; L65500, LX600, LX800 Printers: Onyx; LX820, LX850 and HP Printers with 610 Inks: Onyx and Caldera Available for download at: http://www.fishertextiles.com/profiles.php		
Durability:	Dependent upon the environment the fabric is exposed to.		
Care Instructions:	Machine wash warm, tumble dry low <84F. Spot clean with any household detergent. *At this time there are no care instructions for Latex printed materials.		
Suggested Applications:	Banners - Indoor, Exhibit Graphics, Home Furnishings, Photographic Back Drops, Retail Displays, Silicone Edge Graphics, Table Covers		
Note:	For printer conditions, please call 800-554-8886 for technical support.		

The above recommendations are a result of laboratory testing. Data are averages achieved for actual production runs. Product safety evaluations may not have been completed for the intended use. We recommend additional testing in the manufacturing facility prior to printing.

















MEMO

TO: National Park Service of National Capital Area
Attn: Division of Permit Management

FROM: Robert Haferd, Joshua Carroll, Adam Eidinger, Natalie Ginsberg, Nikolas Schiller, Michael Verdon, Darrell Duane, Rosina Memolo, Natalie White

RE: Updated permit dates, contacts, details, logistics, request for variance, for PERMIT # 17-0389 (Catharsis on the Mall), dated 12-1-16, for location on National Mall Area beginning 11-6-17 at 6am.

DATE: November 2, 2017

Application amendments and updates to application dated 12-1-16 are as follows (see highlighted sections, below):

- Requested amended schedule for certain structures (including load-in and load-out):
- **Start Time 6:00am Monday, November 6, 2017 through 11:59pm, March 3, 2018.**
- Details regarding installations, structures (including mobile stages/art vehicles, domes, canopy tents, tent-stallations and artwork examples),
- Updated proposed 2017 Site Map, showing structures and art placements.
- Updated Burn Safety Plan attachment
- Updated **"Our Evolution" Scaffolding Banner Plan & Image**

Event Title: "Catharsis on the Mall" A Vigil for Healing.

Section I - Demonstration Leads

- Robert Haferd, Permit Lead
- Michael Verdon, Vigil & Fire Ceremony Lead.
- Joshua Carroll, Programming Lead
- Adam Eidinger, Mutant Stage and Vigil Staffing Lead
- Natalie White, Equal Rights Education and Advocacy Lead
- Natalie Ginsberg, Media and Communications Lead
- Nikolas Schiller, Site Operations Lead
- Jennifer Richter, Volunteer Coordinator
- Chuck Moran, Safety Lead
- Erika Zahmer, First Aid Lead
- Charles Planke, Scaffolding Banner Tower lead

Section II – Demonstration Dates

Requested dates of the permit are revised to:

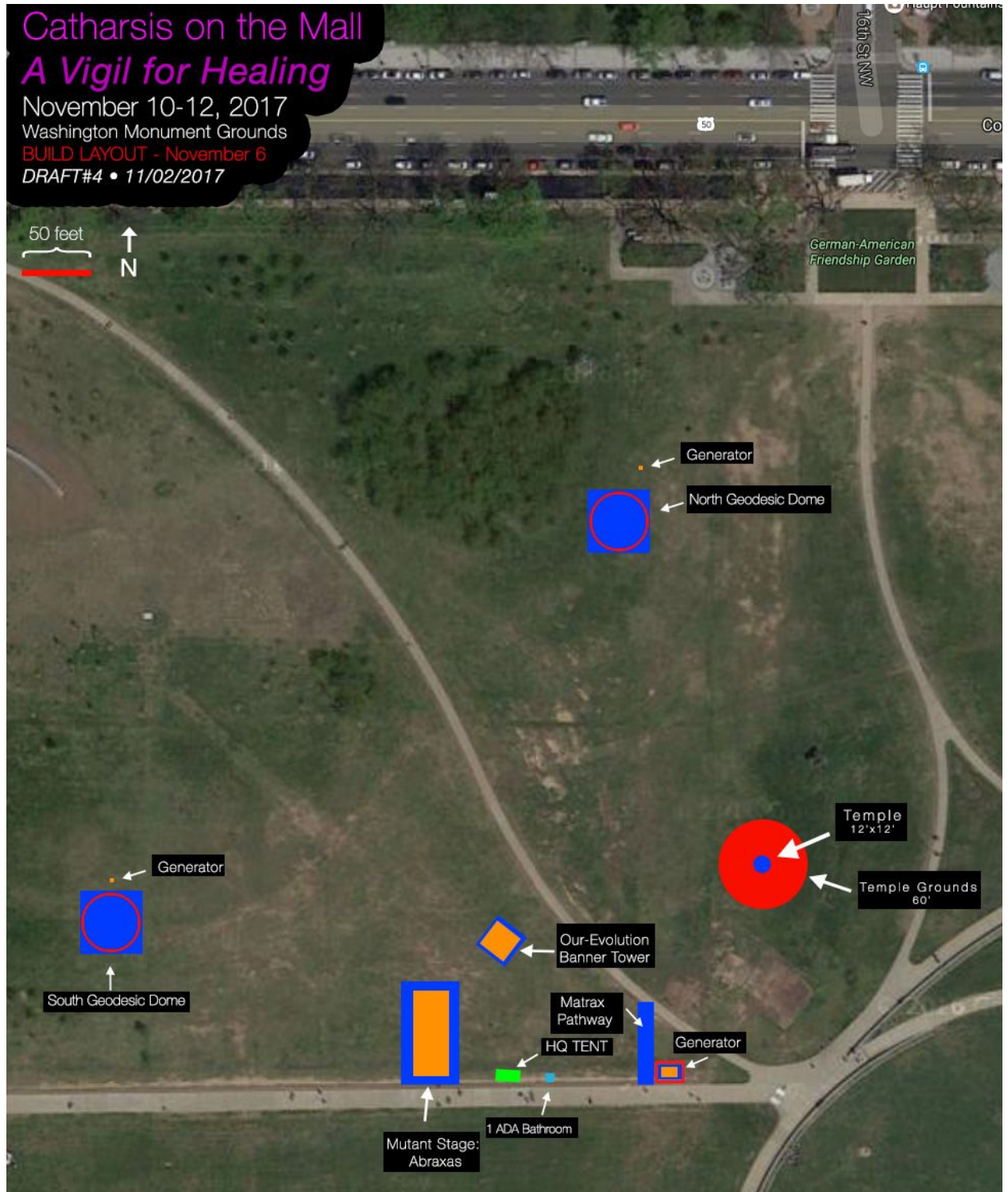
- All structures (including load-in and load-out): **6:00 am Monday, November 6, 2017 through 11:59pm March 1, 2017.**
- Limited permit dates for Scaffolding Banner Tower, Temple, and staff vigil tent: **6:00 am Friday, November 6, 2017, through 11:59pm Wednesday, November 15, 2018.**

Section III – Demonstration Location (Refer to Site Plan for detailed diagrams)

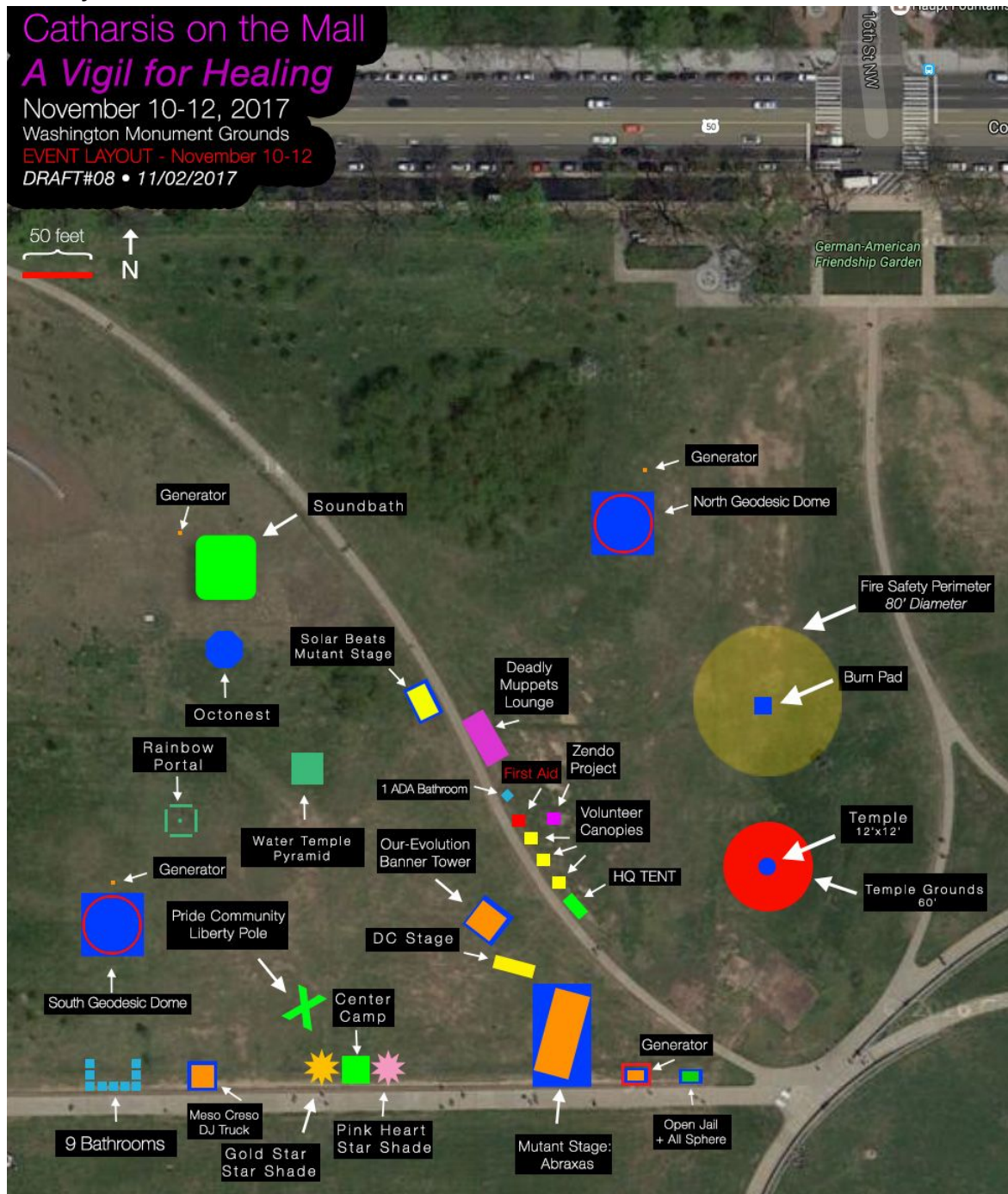
Desired permit location is National Mall, North and West lawns of the Washington Monument Grounds. North lawn between Constitution Avenue NW and the monument pathways in the area just south of the German American Friendship Garden. West lawn between the two pathways framing the World War II Memorial and the Washington Monument. The estimated number participants will not exceed 1,200 but could be revised lower or higher closer to the event.

The purpose of the vigil is to promote healing, equal rights for women, LGBTQ and gender nonconforming people, and catharsis for victims of oppression. In addition, the event will feature speakers, media and art installations drawing awareness to a variety of policy issues, promoting peace, sensible policies, clinical research.

Site Layout for November 6



Site Layout for November 10-12:



Section IV – Vigil Schedule

Abraxas Mutant Stage Build Schedule

6:00am Monday 11/6/17 - 4pm, Build Begins and Ends 9:00 am Friday 11/10/17	Load-in and site setup begins for Abraxas, safety fence perimeter and flooring established, sound check
9am Friday 11/10/17 - 12:00pm Sunday., 11/12/17	Fence removed and Abraxas Sound Stage in use
1pm Sunday, 11/12/17 to Wednesday 11/15 6am	Fence reinstalled, Abraxas packed up.

Temple and Fire Ceremony Schedule

6:00am Monday 11/6/17	Load-in and site setup begins for Temple
9:00pm Tuesday., 11/7/17	Temple installation. One tent for overnight security on turf
3:00pm Wednesday 11/8/17 - Ritual Blessing	Ceremony team gathers to bless the Temple site and clear out all negative energy and spirits. Ritual burning of palo santo wood and incense.
4:00pm – 6:00pm Wednesday 11/8/17 – Temple Raising	Temple Team finishes Temple in final placement.
9:00pm Wednesday 11/8/17 - 2:00pm Saturday 11/11/17 (sunset) – Public Offerings	Participants and members of the public are invited to interact with the Temple, including by writing offerings on the Temple, and by placing small, non-painted, wooden or paper objects on Burn Pad.
6:00pm – 9pm Saturday 11/11/17 - Vigil Ceremony Prep	Memorial Wheels and blocks are removed and placed on Burn Pad. Ceremonial dancers perform. (Refer to Site Safety Plan for detailed timeline of Burn Prep, Vigil Ceremony and Burn Cleanup.)
9pm Saturday 11/11/17 - 2am Sunday 11/12/17 – Temple Transformation Ceremony	Wheels, blocks, and herbs are burned and cleaned up by Fire Safety Team. (Refer to Site Safety Plan for detailed timeline of Burn Prep, Vigil Ceremony and Burn Cleanup.)
9:30am – 2:00pm Sunday 11/12/16 - Cleanup	Event cleanup crew breaks down structures, packs up equipment, and removes all trace of items and debris from the event on the property.
6:00pm Sunday – Alternate Temple Burn	In case of inclement weather on Saturday night, the Temple will be burned at sundown on Sunday.

OUR-Evolution 25 foot Banner Tower Vigil Schedule 11/7 to 11/15

12:01pm Tuesday, 11/7/17	Scaffolding Banner Tower work zone perimeter is established with fencing, delivery of scaffolding, construction of tower begins not final placement spot
11/8/17 - 11/9/17	Closed to the public for tower construction and mounting of banners
11/10-17 to 11/12/17	Vigil site completely cleared except for Scaffolding Banner Tower and staff vigil support shelter Shift pods.
11/13/17 to 11/15/17 11:59pm	Removal of Scaffolding Banner Tower Begins on Sunday, 11/13/ fencing is installed, scaffolding is disassembled and picked up.

General Vigil Production Schedule

7:00am Monday 11/6/17 - 4:00pm Thursday, 11/9/17 Core Setup	Abraxas, Scaffolding Banner Tower components, turf protection, fencing and temple arrive and assembly begins in staging placement (on turf protection as needed). Motorized vehicles will use WAMO walkways during this time for delivery of materials - see below for protocol.
Sundown Thursday, 11/9/17	Abraxas and Temple base that are on the turf are moved from staging placement to final placement; other temporary structures going on turf can begin setup at this time.
6:00pm - 9:00pm Thursday, 11/9/17, Soft Opening Ceremony	A portion of event site is temporarily open to volunteers and friends for opening ceremony, blessing, and celebration to occur (this is not advertised to the public). All safety protocols are maintained during this time. Some work outside of opened portion may continue during this time.
11:00pm Thursday, 11/9/17 - 11:59am Friday, 11/10/17 Finalize Setup and Prepare for Public	Final assembly and cleanup concludes; all extraneous assembly materials are gathered and loaded into production trucks to move off-site by Friday noon.
12:00pm Friday 11/10/17 - 12:00pm Sunday 11/12/17 Open to the Public	Event site is fully open to the public; art, activities, cathartic dancing commence. During this time any deliveries required (which will be minimized) such as fuel, band equipment, etc will occur only from Constitution Ave near German American Friendship Garden. No motor traffic on walkways.
Fueling Times: 10pm-12am Friday 11/10/17, 5am-8am & 10pm-12am Saturday 11/11/17,	Fuel for main generator, supplemental generators, and heaters is delivered via Constitution Ave, carted under supervision of core production staff, generators refilled, and containers returned to

5am-8am Sunday 11/12/17	Constitution Ave to be taken off-site. Generators are in fenced off production team-only areas for duration of public event.
6:30am - 9:00am Sunday 11/12/17 - Sunrise Ceremony and March	Ceremonial celebration of sunrise, 6:30am departure for Abraxas to march around National Mall two times to demand Equal Rights Amendment and end to violence against women and LGBTQ community (March permit filed to MPD separately) (Alternate if no exemption: Cathartic dancing continues at Abraxas until 9am at which point area is closed and it drives off-site)
12:00pm Sunday 11/12/17 - Main event closed to the public.	Event site closed to the public for breakdown of main event site, except installations noted above.
12:00pm Sunday 11/12/17 - Sunrise Monday 11/13/17 - Core Cleanup	Event cleanup crew breaks down structures, packs up equipment, and removes all structures, stages and installations from “final placement” to maintain 5 day photosynthesis requirement. Motorized vehicles will use WAMO walkways during this time for removal of materials - see below for protocol.
Sunrise Monday 11/13/17 - 11:59pm Wednesday 11/15/17 Final cleanup	Additional cleanup to remove all materials and trace of event from site, continue breaking down any installations still in staging placement, completely clear permit area. Motorized vehicles will use WAMO walkways during this time for removal of materials - see below for protocol.
11:59pm Wednesday 11/15/17 -- Clean-up complete of all general structures	Majority of structures and installations are broken down, site completely cleared except as noted above.

General Vigil Public Event Schedule

12:00pm Friday 11/10/17 - Opening Ceremony	Public activity begins at noon with an opening ceremony acknowledging the land, ancestral inhabitants, our intentions with the vigil, and each other.
12:30pm - 7:00pm Friday 11/10/17 - Daytime Programming	Speakers and panel discussions, teach-ins, ceremony, live music, art exploration and many workshops will take place in our various sites and spaces during the day on Friday.
7:00pm Friday 11/10/17 - 4:00am Saturday 11/11/17 - Nighttime Programming	Live music, Cathartic dancing with DJs, and film screenings will continue the vigil through approximately 4:00am on Saturday morning. From 2:30am - 4:00am amplified sound will only be in the dome.
4:00am - 9:00am Saturday 11/11/17 - Quiet Time	Vigil site will be quiet from approximately 4:00am - 9:00am with a few vigilers remaining through the night for sunrise, but no formal programming.

9:00am - 11:11am Saturday 11/11/17 - Early Morning	Early morning programming including yoga, meditation and cathartic dancing, with low amplified sound especially during the 9am Veteran's Day ceremony
11:11am Saturday 11/11/17 - Armistice Day Ceremony	Ceremonial procession from the Temple to the Burn Pad to the Water Temple Pyramid to acknowledge and honor Armistice Day and American veterans
11:30am - 8:00pm Saturday 11/11/17 - Daytime Programming	Speakers and panel discussions, teach-ins, ceremony, film screenings, live music, art exploration and many workshops will take place in our various sites and spaces during the day on Saturday.
8:00pm - 10:00pm Saturday 11/11/17 - Ceremonial Burn	As described in section above and Site Safety Plan below.
10:00pm Saturday 11/11/17 - 6:30am Sunday 11/12/17 - Cathartic Dancing	Cathartic dancing will commence at approximately 10pm in several spaces around the vigil and continue until 6:30am.
6:30am - 9:00am Sunday 11/12/17 - Sunrise Ceremony and March	Ceremonial celebration of sunrise, 6:30am departure for Abraxas to march around National Mall two times to demand Equal Rights Amendment and end to violence against women and LGBTQ community (March permit filed to MPD separately) (Alternate if no exemption: Cathartic dancing continues at Abraxas until 9am at which point area is closed and it drives off-site)
9:00am - 12:00pm Sunday 11/12/17 - Wind Down	Vigilers return to vigil site from march for morning yoga, cathartic dancing and closing ceremony before breakdown begins at noon.

Vehicle Access for Setup and Breakdown

The following vehicles will be used to bring in materials for setup and breakdown from the core crew, in addition to the mobile stages:

- Two 16 ft or smaller box trucks
- One Econoline van
- One moving van
- Two large pickup trucks

Section V – Plan B for Activity After Denial of R-Evolution Height and Turf Variances

!!!New Since Variance Denial!!!

Our Evolution Scaffolding Banner Tower

To protest the National Park service denial of our 1st Amendment protected speech and, extended vigil and to demonstrate we will not be silenced when it comes to women's rights and violence against women. The following request amending our application for our permit to allow for a banner tower.

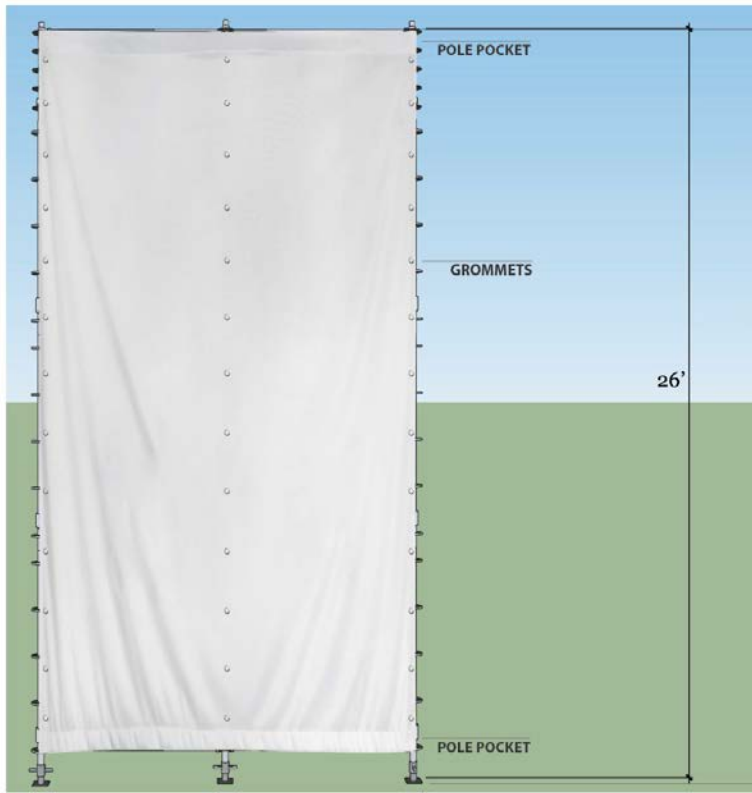
Name: Our Evolution

Scaffolding Projection Banner Tower, <http://www.marcocochranesculpture.net/>

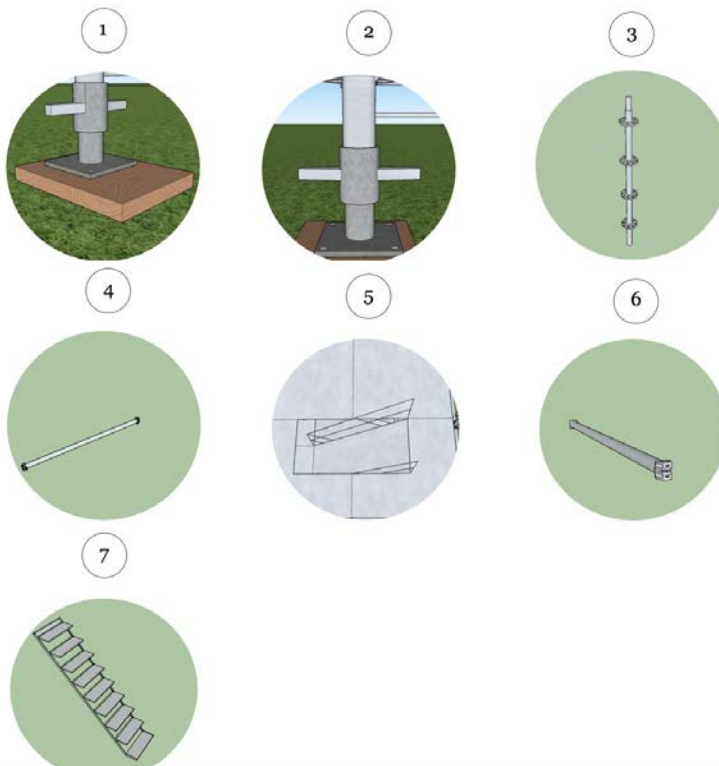
A 4 bay steel scaffolding tower will be erected outside of the vista that is 26 feet at its highest point and 24x 14 feet wide to hold printed images, one front and one back. White projection reactive material will be on the sides without the an image. The tower will be grounded and build according to OSHA guidelines with a bonded local company. Wood and Enkamat will be under the columns. Please refer to the scaffolding vendor quote and safety plan provided separately.



“Our Evolution” banner image, to be displayed front and back of the scaffolding tower on the fabric.

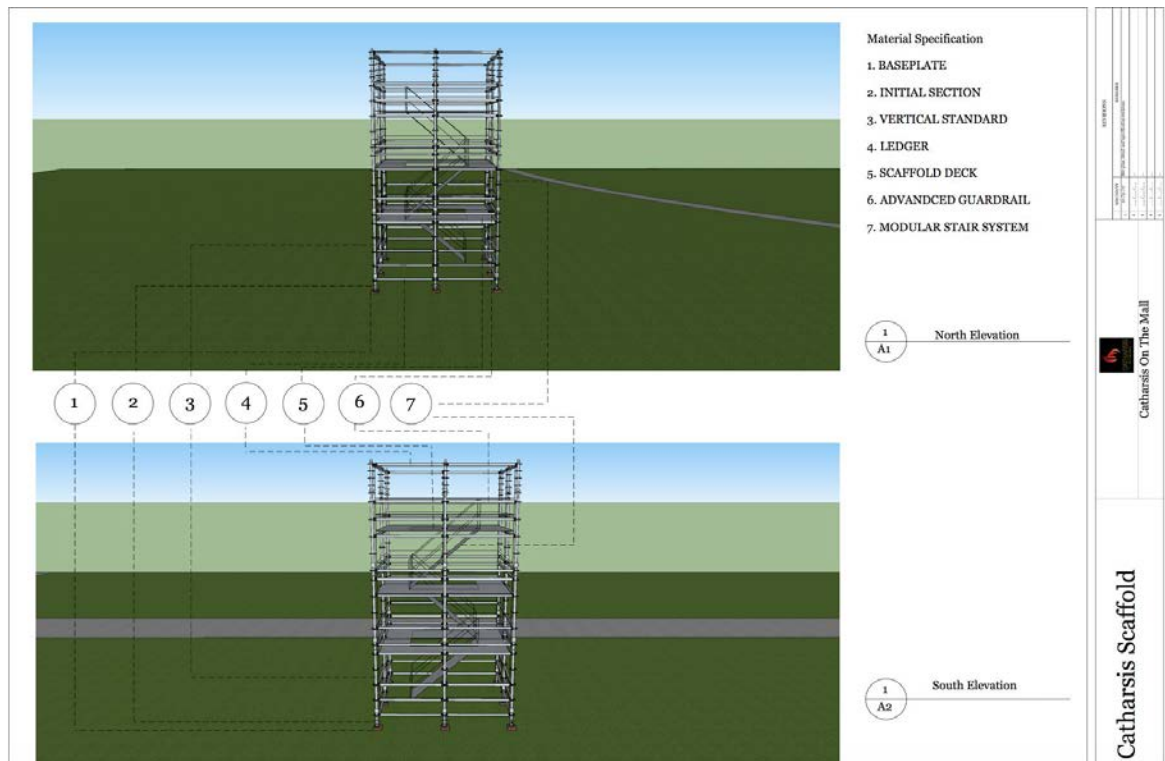


1. Fabric material maintains current certificate of fire retardant with laboratory reference.
2. Material will be made up of 100% polyester knit woven fabric.
3. Material maintains a stretch length of 10 lbs (ASTM 2594)
4. Material maintains an air permeability rating under test ISO:9237:1995 for outdoor use.



Material Specification

1. BASEPLATE
2. INITIAL SECTION
3. VERTICAL STANDARD
4. LEDGER
5. SCAFFOLD DECK
6. ADVANCED GUARDRAIL
7. MODULAR STAIR SYSTEM



Lead Build Contact Charles Planck (b) (6)

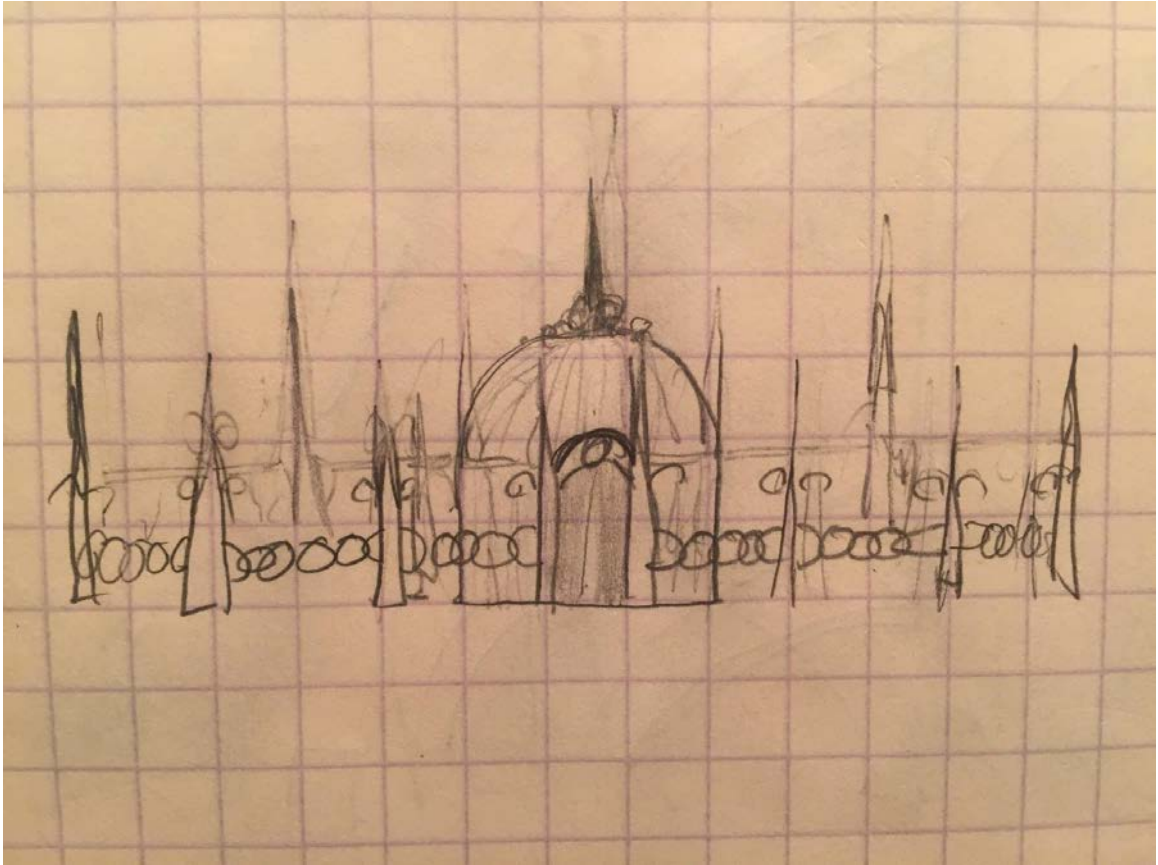
Lead Our Evolution Artist Mia Hardwick (b) (6)

Temple 2017


The Temple is a place for remembrance and reflection for all. This is a sacred space where people are invited to share their stories on the structure itself. If they wish to release something into the heavens, they have the option of writing on the Memorial Wheels and Blocks. On Saturday, the Memorial Wheels and Blocks will be transformed into ash with fire.

This space includes a main center structure, a fence, and a courtyard. It will be lit with rechargeable LED tea lights inside wooden lanterns. The Temple design will allow most light to pass through its open structure and layout. It will be welcoming to all.

The temple will be built upon a deck (or stage). Per the request from NPS, underneath each of the 6 support posts will be a 16" x 16" plywood and enkamat pad.



Installation Dimensions: 60' diameter, includes the temple, fence, and courtyard



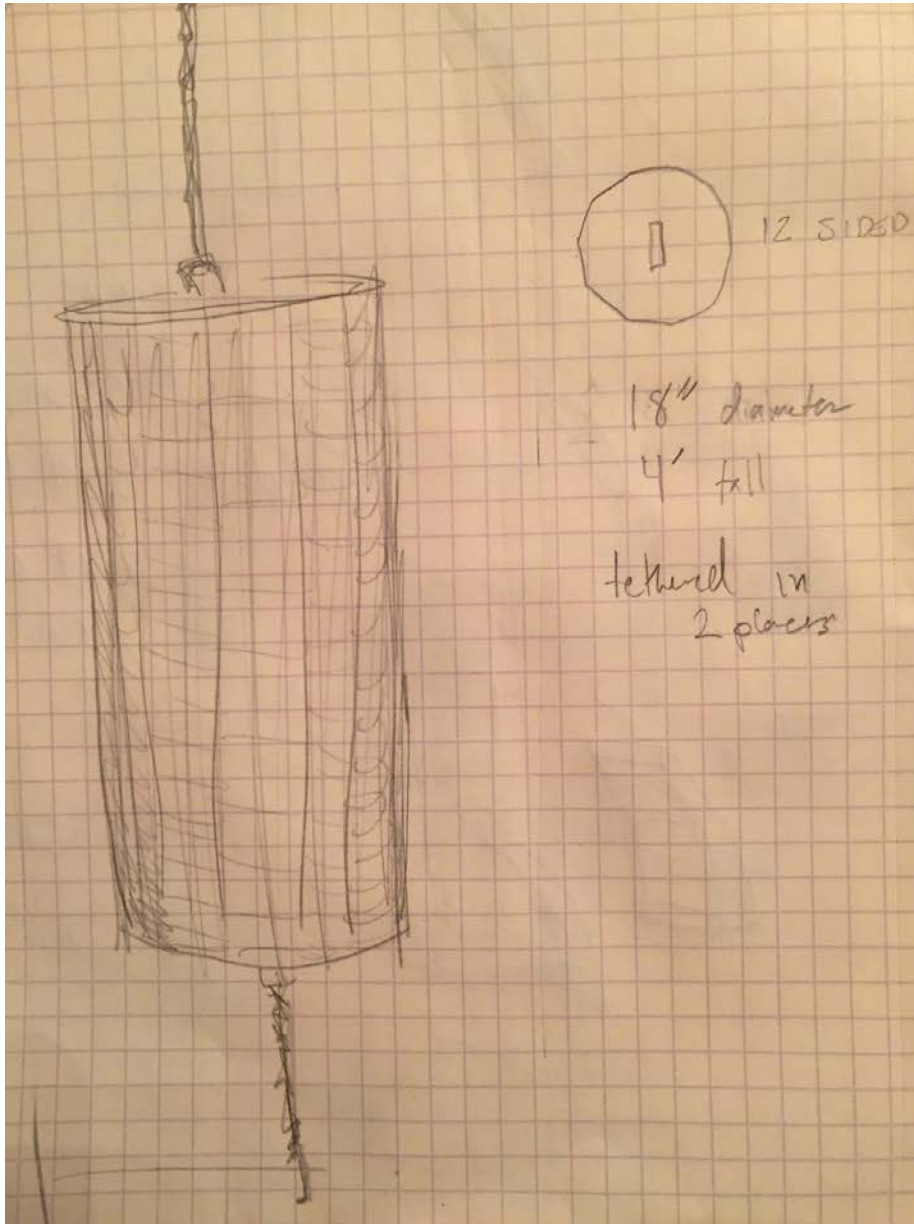
Temple Dimensions: 12 diameter x 12' height

Materials: dimensional lumber (2x4, 2x6, 2x12), plywood, ferrous hardware

- No pressure treated material, all wood materials purchased at lumber specialist

Memorial Wheels and Blocks: There are memorial wheels inside the temple structure that people are invited to write on. They are removed from the Temple and burned on Saturday night. They are 1' diameter round and 4' tall. They hang from the spaces between the Temple colonnade and in the courtyard. The wheels are 12-sided and made of wood. They are hung with natural rope and metal. <the image lists the Wheels as being 18" but they are 12">

There are Memorial Blocks inside the courtyard near the benches and they are removed and burned as well. These blocks are rectangular cut plywood (scrap pieces that have been trimmed) that are stacked and available for writing.



Video documentation of Temple of Rebirth controlled burn ceremony led by Michael Verdon, at Fire Base Lloyd in Delaware on May 28, 2017. https://youtu.be/FBX_dsBvXFA

Water Temple Pyramid



This mobile installation has travelled the U.S. this summer sparking conversation in public squares across the country, creating and holding space for honoring the water.

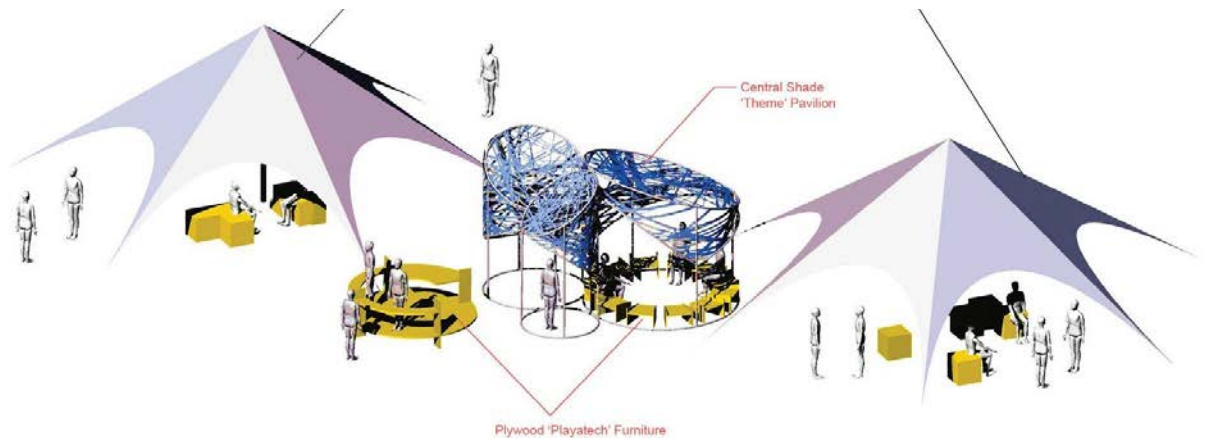
Dimensions: 20 ft W x 20 ft L x 15 ft H

Materials: Wood, canvas, cord, a suspended gong. Does not require staking or block photosynthesis. Will use Enkamat and plywood squares on corners under base wood to keep off turf. Can be unloaded from pathway and assembled without heavy equipment.

More Information: <https://spark.adobe.com/page/Q2iikfQgtKVbp/>

Contact: Mary Frisbee of Future Clear / (b) (6)

Catharsis Center Camp





A central structure to serve as a hub for information about Catharsis, greeters, volunteers, and a chill congregating space. The space will include star shade tents (including the one pictured), playatech furniture and cylinder columns (less than 10' in diameter), and an info booth. Structures will be anchored using appropriate-length stakes.

Contact: Jerome Haferd, (b) (6)

"DC" Performance Stage

A small outdoor stage to host live music during the day. This will be constructed with wood ahead of time in "playa tech" style and painted, with a painted canvas backdrop suspended off the stage on poles. The stage will be 10' W x 20' L x 2' H. Per discussion with Marisa and Michael Stachowitz, the stage touches the turf on plywood edges and we will put it directly on the turf. Weight on the structure will be limited to a 4-5 piece band with gear, or 7-8 people at a time. We will construct it on site Thursday afternoon and deconstruct on Sunday afternoon.

Contact: Joshua Carroll, (b) (6)

SolarBeatz Stage

SolarBeatz is the ultimate exhibition of clean energy. This mobile soundstage/performance venue is a unique, thought provoking, inspirational and educational catalyst used at festivals, community events, private parties and schools to promote environmental sustainability. A modified delivery truck equipped with advanced solar, sound and lighting technology, this "mobile spectacle" stimulates audiences and demonstrates the possibilities of clean energy by fueling an array of electronics to create an outrageous audio visual experience all powered by the sun. SolarBeatz immediately converts the Sun's powerful rays into an Earth friendly party or stores the clean renewable energy in a battery bank for use after dark. SOLARBEATZ is used to provide clean energy at events of all kind, to power live bands, DJ performances, dance parties, movie screenings, sustainability presentations; the possibilities are up to you.

TRUCK:

- 1999 Freightliner Truck MT-45 Utilimaster
- Cummins Biodiesel Engine (& recycled veggie oil)
 - Dimensions closed: 25'L x 8'W x 10.5'H
 - Mobile or Stationary Setup: 25'L x 12'H x (16'W with stage canopy open, 23'W when rear panels open)
- SET-UP/STRIKE: 8 hours with no need for heavy equipment

POWER SPECIFICATIONS: We provide all the clean, solar energy we need to function as an art piece/experience.

- Maximum Output: 3.3 kW (30A @ 110VAC)
- Max Output (DC Bypass) 6.5kW (60A @ 110VAC)
- Direct Solar Output: 3.5 kW (22A @ 48VDC)
- Battery Life: 12 hrs @15A, 6 hrs @ 30A
- Customizable/Expandable Power Option using mobile solar trailer (Available to 120A @ 110VAC)

SOLAR/POWER:

- 18 – 230 Watt Helios 6T PV modules (USA)
- 48VDC 440 Ah Battery Bank
- Outback Power Flex One Power Management
- 30 Amp 110V/220V service
- Backup 7,000 Watt biodiesel generator

AUDIO:

- 2 – QSC KW153 1,000 Watt Loudspeakers
- 2 – QSC KW181 1,000 Watt Subwoofers
- 2 – QSC K12 1,000 Watt Monitors
- Mackie 24 Channel Console
- (QSC's KW153 was nominated for Music & Sound Awards' Best Speaker of 2010)

LIGHTING:

- 4 – LED Color Rails
- 4 – Color Splash LED
- 2 – Circus
- 2 – Sweeper LED
- 2 – LED Techno Strobe RGB
- 1 – Gobo Zoom
- 1 – Bubble King



Contact: Annie Coleman, (b) (6)

3rd Space Place Discussion Space

A true "third space" is a welcoming, easygoing retreat where friends and strangers alike are made welcome. 3SP (Third Space Place) began as a Burning Man camp designed to promote the Principles of radical inclusion, gifting, radical self-expression, communal effort, participation and immediacy. As a camp, we celebrate and validate every individual's uniqueness and contribution to the community through meaningful conversation, personal engagement, and authentic

interaction. In community life, "third spaces" are social, relaxing locations separate from the two default environments of home ("first space") and work ("second space"). One of 3SP's primary goals is to invite anyone passing by to stop in, converse, express themselves, and participate. As a result, at most times of the day and night, 3SP will have people hanging out in the 3SP "living room" — resting on our couches, chatting over our coffee tables, waving to passers-by.

3SP space will be composed of 2-3 10 x 10 pop ups and simple low-impact furniture. Matrax will be used if required.

Contact: Leslie Stein (b) (6)
Kathy Baird, (b) (6)

Rainbow Portal

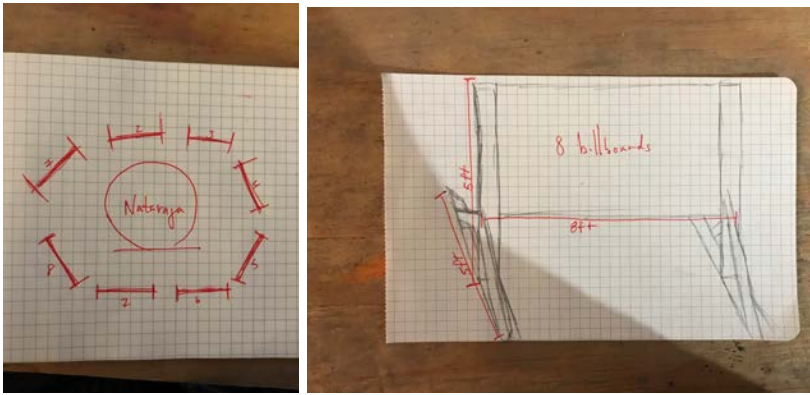
The Rainbow Portal is the reincarnation of the pride billboards from 2017 Burning Man and is a statement on aligning with trans and LGBTQ individuals. A memorial entitled Black Trans Lives Matters is among the billboard topics. Arranged in semi circle in the center will be a 6 foot statue of Lord Shiva Nataraja made from paper mache by artist Emma Hary. Nataraja has a steel frame weighing approximately 250 pounds. For added stability there are 6 cord rope guidelines and attached to 12 inch stakes only needed in case of high winds, but the sculpture is freestanding. It is made of paper and steel tube.. Most weight is in the steel base. The sculpture withstood 50 MPH winds this summer.





The Pride Boards were created to bring awareness of our gender and sexual expressions and how they have been repressed and oppressed by society and cultural norms. If we understand humans to be diverse and fluid, our gender expression should also be fluid and forever adapting as we live our lives day-to-day.

The Rainbow Portal will be serving as an interactive art piece and also space for the Gender Dialogue. We want to create organic dialogue amongst participants by giving experiential learning and storytelling from the facilitator about their lives and how gender has affected their relationships with others and relationships with themselves.



Billboard support frame detail.

Contact: Natalie de Leon, (b) (6)

The Octonest

The Octonest is a safe, welcoming, and tranquil interactive space for Catharsis participants to retreat from the swirl of activities around them, and connect on a more intimate level.



The Octonest itself is an 8-sided playatech couch that is upholstered, padded, and furnished with pillows, blankets, and stuffed animals. The name “Octonest” has come to encompass much more than the structure. It includes the 8-sided pavilion tent that houses the nest, the sophisticated lighting plan that is adjustable in both color and intensity, and a continuously growing collection of art pieces that are displayed throughout inside and outside the tent area. The rules are minimal (no shoes or no sleeping), but they have served to keep the Octonest welcoming and public space for vigiling.



Dimensions: 20' x 20' x 13'H (peak), 6.6'H (side)

The Octonest will utilize 16 Matrax panels (16'x16') to provide turf protection for the playatech couch. The canopy utilizes 8" stakes on each of the vertical support beams. It will have a maximum capacity of 30 individuals.

Contact: Ann Phillips (b) (6)

Enchanted Love Forest and Break Your Heart Magic Theater

This installation will be placed no less than 18" from the tree canopy area near the North Dome. It consists of one 2'x2'x10' video tower, one 15'x20' communal area tent with open sides on Matrax, four 3'x3'x'4 illuminated mushroom statues, a 3'x5'x7' "Cat Booth" and one 10'x10'x10' cube made of 1" EMT poles with white mesh fabric draped across the middle that will be projected on to at night.



Dimensions: 2x2x10



Dimensions: 15x20


4 Forest Fungi



Dimensions: 3'x3'x4'



Dimensions: 10'x10'x10' made out of 1" EMT poles



Cat booth (3'x5'x7')

Contacts:

Umair Ahsan (b) (6)

Paris Bustillos (b) (6)

Additional Small-Form Art Pieces

“The Nest” Project

The Nest Project is an artist and mother's response to the ever growing pain, injustice, devastation, and wounding of our culture. It is an expression of returning to home, safety, and to our innocence. The Projects gives people an transformative experience by stripping it all down,

hopping in The Nest, and proving that we've all come from the same place.

The Nest is a 5-6 ft diameter nest made of twigs and found materials. Learn more at <http://debbiebaxter.com/about-the-project/> The project also includes hung photographs of people in The Nest. **Contact:** Debbie Baxter (b) (6)

Paradise Lies at the Feet of the Mother

Artist: Farrah Abubaker

Logistics: 8x10 footprint, will be on Matrax and follow photosynthesis guidelines

Paradise Lies at the Feet of the Mother brings to life an installation of my soul. Incorporating audio recorded from my handmade steel tongue-drums, paintings, and knitting activated by black-lights, my objective is to create an immersive space for the viewer to connect with. The periodic change in the lights represents the rhythm of the change in my life. I want you to feel that you have stepped inside my soul, and leave feeling like you have an understanding of how I cope and understand the world around me. See short video [here](#) and attached photo.



Created Equal

Artist: Branden Hall

Logistics: The frame touches the ground with flat 2x4's which will have enkamat and plywood squares, it is secured with 12" long rebar stakes. There is a marked out safety perimeter of 10' x 8' around the piece. It consists 4 homemade wood stanchions and bright yellow plastic chain. There's a sign about the piece and how to start it on one of the stanchions. See attached daytime and nighttime photo. I am going to propose to the artist that we bungie the arm to the frame when it is not being supervised, would welcome any other guidance or suggestions on possible safety concerns.

We think of Americans as "created equal", but that certainly does not mean we all live the same kind of lives. Much of how our lives go is outside of our control, yet there's still beauty in chaos. That's what Created Equal is all about. Created Equal is an interactive, kinetic LED sculpture that allows participants to experience how tiny changes can have huge effects. The sculpture is a wooden triple pendulum that participants start swinging using their own strength that has LEDs on the bottom-most arm. The motion of the piece is unique every time. [Video](#)



Searching for Eon

Using reclaimed paper from my everyday life, I make installations of 1,000 origami cranes in tribute to a friend of mine who died the day 45 was elected from a tumor on their brain stem. Ian was the first person to challenge me to celebrate diversity and community, but themselves were denied healthcare because of their gender identity. My installations include a participatory aspect where I teach others how to fold a crane and tell them Ian's story.

This installation will exist in a 10 x 10 pop up.

Contact: Miriam Sutton, (b) (6)

Reflection: The Stars That Change Who Are Ourselves

A portable infinity room, inspired by the work of Yayoi Kusama & her recent show at the Hirshhorn Museum in DC. It recently debuted at Constellation Burn in West Virginia and is intended to inspire visitors to re-evaluate space, perception, and their active role within the universe. "Reflection" is an 8 foot cube made of lightweight steel and 2x2 wooden beam construction, with stretched mylar mirrors on the inside and silvered foam insulation panels on the outside. A low silver dome covers the top to protect against rain & condensation. The external edges are lined with sparkling solar powered lights, and 10 individual LEDs hang from the ceiling inside slowly changing color to create an infinite rainbow starscape. Participants will also see multiplied versions of themselves and any light they bring with them, allowing for a variety of interactive experiences.

This project will be installed with < 18" rebar stakes and Matrax panels in walkways as needed. It will be installed on Thursday 10/9 afternoon and uninstalled by Sunday 10/12 afternoon for 72 hour turf cover compliance.

Contact: Connor Scalzi (b) (6)

The Graphic Sex Project

The Graphic Sex Project is an interactive installation where people make graphs of a positive sexual encounter using 1 cm colored cubes. There will be a large display of graphs people have made a previous events. People will get to browse what other people like to do sexually, and then make their own to contribute to the collection."The GSP is a way to open up conversations about sex in a joyful, fun and approachable way. It's playing with blocks! It's graphic, not graphic! Making a graph taps into different parts of the brain than are usually engaged when we think about sex, bringing a new perspective to our preferences. Looking at other people's graphs brings an awareness of the beautiful, abundant diversity of the human sexual experience, leading to an acceptance of each our own weird and wonderful way of experiencing sex. The graphs lead to conversations, adding words and visual aids to sometimes fraught topics.

It's about sex, but from just a few feet away, it's colorful colored cubes in pretty patterns. I'll bring lots of 1cm cubes, magic markers, colored dots, and templates for people to make their graph, and

a red furry lightbox, for taking pictures of the creations to add to the growing collection." I think sex is an important path into our being and our connection to others, and finding ways to talk about it with our partners and our friends is an important part of opening ourselves up to loving others and being at peace in our own bodies.

Contact: Jennifer Beman, (b) (6)
<https://www.graphicsexproject.com>

The Donald Dancefloor

A 6'x10' vinyl print of an computer generated artwork placed on 6 Matrax tiles. Setup after sundown on Thursday, November 9 and removed Sunday evening.

Contact: Nikolas Schiller, (b) (6)

Da Wa Da

Da Wa Da is an Afrocentric tribute Sculpture to the earth's meridian. It's a dancing giant (literally, it dances) symbolic of the focal point of earth. With the entity embodying my large metal sculpture we can all tell our story of what we would do as the focal point of the earth. I am the ONLY Sculpture major at Howard University. I specialize in blacksmithing and welding. I am also a soldier in the Army Corps of Engineers.

Height 8'8" Width 5' by 3'10" FOOTPRINT 5' by 3' This will be installed on Matrax

Contact: (b) (6)

King of Pain

"King of Pain" is a life size sculpture of a skeleton holding its own heart (which lights up red if electricity is available) in a 1920's wheelchair covered in imagery of guns, weapons and barbed wire. The sculpture symbolizes the endless circle of violence perpetuated by our weapons lenient & weapon idolizing culture. Footprint: 3' long x 3'wide x 8' tall will be installed on Matrax

Contact: Fej Seckat (b) (6)

Past Years' Returning Activities

Mobile Stage: Abraxas: "Dragon of Self Determination", <http://abraxasdragon.com/>



The Dragon of Self Determination serves as an artistic, mobile A/V stage and parade vehicle. It is a multi-level platform truck with a rebuilt artistic frame. It was built in 2006 and debuted at the Washington, DC National Mall in 2010 as part of the Rally to Restore Sanity and/or Fear, which was a permitted gathering that took place on October 30, 2010. It will be placed on Matrax flooring.

Abraxas Vehicle Licensing Information



New tag on the bus. Insurance by Reinholt & O'Hare Insurance Policy (b) (6)

Engineering Drawings sent separately on October 2, 2017.

Catharsis "MARCH for Equality"

Abraxas will make her third voyage on the DC streets at 6:30am, **Sunday, November 12, 2017**, when she marches around the National Mall at sunrise to advocate for the passing of the Equal Rights Amendment. A march permit application is on file with MPD. When she returns from the march she will be parked on a new spot of matrax to reset clock covering turf during the break down.



Lead contact: Adam Eiding, (b) (6)



The Open Jail

This interactive space will never lock or close. The open jail is place for conversation about people going through confinement of a loved one. The top is chalkboard will have various messages through the demonstration, also part of the sculpture will be the “AllSphere LED light system” that was at Catharsis last year and symbolizes sacred geometry.



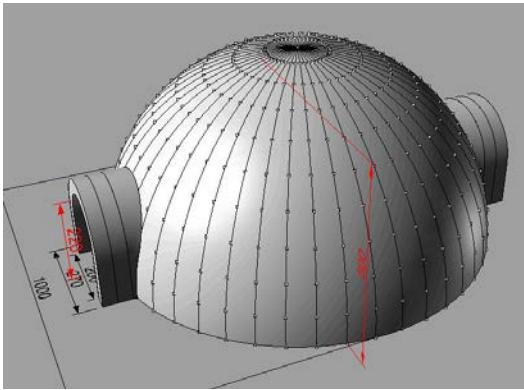
The AllSphere is made with steel cable, LED lights inside translucent plastic tubes. The dimensions are 109” inches by 109” from tip to tip. The Open Jail will be placed on 12 Matrax panels on Wednesday, November 8 and removed Sunday, November 12.



Contact: Adam Eiding, (b) (6)

The "Soundbath" Inflatable Igloo

The soundbath "igloo" is a 1000 cm (~32 ft) diameter inflatable dome. It has two large open entrances about 7ft x 7ft. Fully inflated the walls are about 2 feet thick, which I calculated to about 3 lbs / sq ft of pressure on the turf - negligible. It is filled with regular air. It should be far away from any flame / heat source but nonetheless I believe it is made from PVC Tarpaulin material, which meets several flame retardant certifications as described on the [manufacturer's website](#). It will be installed from Friday early AM - Sunday (3 days). It will follow the same regulations as our other domes in terms of emergency lighting and fire extinguishers. The igloo will be anchored with 18 individual 18" rebar hooks.



“Deadly Muppets” Lounge

Deadly Muppets Lounge is designed as a place to chill, share and build community. The interior of the lounge is very sensual and relaxing and it has a very homey and mysterious feel to it with its rich jewel tone cushions, psychedelic tapestries, hanging lanterns, Persian rugs, marble tables and an impressive collection of lava and glitter lamps décor. In the lounge, participants are able to enjoy good company, music and sharing their experiences with one another.

The Deadly Muppets Lounge is a 20 x 40 “wedding style” tent. It will be installed on Wednesday 11/8 through Sunday 11/12. The walls will be rolled up during the day to allow for normal ambient photosynthesis.

The Liberty Pole

In addition to the previously stated items we will include a 25-foot aluminum OSHA approved flagpole to be referred to as the “Liberty Pole.” The pole will be kept vertical in a 12 ft x 12 ft wide “X” patterned base with wood seating 2.5 ft off the ground hiding the base. The base consists of 2”x6” wood and held together with wood screws, ½” lag bolts and 500 lbs ratchet straps. LED lights rope will light the entire perimeter and be on the pole. The aluminium pole will be tied down to a 4 foot high pole slot in the center of the “X” base and feature a fabric Liberty cap on top of the pole.



Pride Community Liberty Pole

Features a wood frame pole base made from 2x6 inch 6 foot “right angles held together with three 500lb capacity ratchet straps and four playa tech benches made from $\frac{3}{4}$ inch plywood. Inside the base is a 25 foot OSHA approved aluminum pole which is tied to the base (not pictured), atop the pole is a Liberty Cap. We do not believe the Pride Pole requires matrax and will be on turf for less than 3 days.

Geodesic Domes (2 Metal Domes)

2 metal geodesic domes to be used for speakers, performances, music, visual art, and a gathering space. The dome is 30' in diameter and 15' tall at the center. The dome manufacturer's website with additional information can be found [here](#). We plan on covering the dome with vinyl tarp covering in case of rain (as seen in the first photo, below). The vinyl covering can be viewed [here](#). We have the option to put a 60'x 40' vinyl covering on the floor of the dome. This provides additional protection from people's shoes and feet on the grass.

To protect the turf beneath the domes, we will place Enkamat or similar padding squares underneath the edges of the domes that touch the turf. We will also place square blocks of wood (2x4s and/or 4x4 pieces of lumber) underneath the edges of the structure to prevent it from digging into grass.

Pictures of the actual domes we will be using are found here, below:



True Mirror Experience

A 30 foot wall of True Mirrors that reflect people as they are, without reversing left and right. Within the new reflection is a doorway to the true self, full of light and life. Healing can occur because seeing is believing; our true nature is a beautiful thing. See <http://www.truemirror.com/>

Contact: John Walter (b) (6)

Hanging Balls

A 8' cube of hanging shiny silver balls lit in blue. Simple, joyful, engaging. **Contact:** Ursula Sadiq, (b) (6)

Demonstration Art Pieces and "Tentstallations"

Additional small demonstration "tentstallations" will be set up to inform the participants about various issues related to the drug war. In addition, we have invited other artists to display their thematic art. Below are pictures of the tentstallation structures and example of art to be displayed:

Consumer camping tents



8 SHIFTPOD tents would be used throughout the vigil. Manufacturer website here:
<https://store.advancedsheltersystemsinc.com/>

Canopy Tents (10x10s and 10x20s)



Artwork (by Quest Skinner) on display (hung or on stands)



Meso Creso DJ Booth

Hollow Wooden/Metal Art Sculpture (no tires), as shown below at Catharsis 2015. Turf touch points are 4 dolly-style wheels (~5" diameter) and part of fiberglass wheel cover (18" long, ~0.5" thick). Will roll into place after sunset on Thursday night and be off turf on Sunday afternoon.

Chainsaw Portraits by SawAddict

Artist Glenn Richardson uses a STIHL 193 chainsaw, <https://www.stihlusa.com/products/chain-saws/farm-and-ranch-saws/ms193ce/>, and a standard propane handheld roofing torch, <https://www.harborfreight.com/propane-torch-with-push-button-igniter-91037.html>, to carve portraits of people out of wood stumps. Artist will use a 10x10 popup tent and fiberglass window screen mesh on the ground to catch the sawdust and woodchips, instead of a tarp, to allow photosynthesis.



Propane torch

Artist: Glenn Richardson, (b) (6)

Website: <http://www.sawaddict.com/>

Fire and Temple Ceremony Proposal

We see the ceremonial burn as the centerpiece of our vigil. The temple and ceremonial burn is part of a ritual healing ceremony of healing through sacred fire, which is a core part of our participants' religious and spiritual practice.

Michael Verdon is the lead contact representing the multi-denominational group of sacred fire practitioners, ritualists and that will participate in the ceremonial burn of the temple as part of their religious practice. Michael has built and burned numerous effigies and temples as part of similar ritual religious and spiritual healing ceremonies. Michael's spiritual practice is based in sacred fire traditions. The public will also be welcome to participate in the ceremony, consistent with the tradition of Michael's multi-denominational sacred temple burns.

MOTORIZED VEHICLE LOAD/UNLOAD POLICY: Motorized vehicles will need to drive on WAMO walkways to deliver and remove materials used for assembly of vigil site, stages, Temple, Scaffolding Banner Tower, art installations, tents, and other structures, as well as vehicles which remain parked on-site during the vigil to serve as mutant stages. As described in "General Vigil Schedule" in Section IV above, vehicle loading and unloading will only be permitted during hours when vigil site is not open to the public. In addition, we will take the following measures to ensure public safety and convenience:

- Vehicles will be loaded/unloaded immediately on arrival and removed from WAMO walkways and permit site as soon as this is complete (excepting vehicles which remain on permit site as part of mutant stages).
- While in motion on WAMO walkways, all motorized vehicles will be supervised by at least two trained flaggers in bright neon vests with Catharsis badges (similar to badges shown in site safety plan below), who will keep the public well clear from the vehicle and ensure vehicle moves at a slow, safe speed.
- Verbal confirmation of the above policy will be required from everyone planning on production loading/unloading prior to the vigil.
- Any deliveries required during times when event is open to the public will be conducted from Constitution Ave.

Essential Vehicles Needing Authorization to be on National Pathway

We estimate we will need authorization for 20 vehicles and will be receiving from NPS 5 vehicle passes that can be used during the built, breakdown, and refueling times.. We do not have tag info for delivery vehicles at this time. We will use the Hashtag for load in and load out but also need access to the Monument path way at 17th Street NW

Vendor Delivery Vehicles

Matrax Flooring Semi x 2
Power Generators x 2
Crane x 2
Fork Lift x 1
Refueling x 1
Sound Stages x2
General Equipment Delivery Uhaul Box Trucks x 2
Temple Delivery Rented Box Truck x1
Toilets Delivery x 1

Staff Delivery Vehicles

Jeep with trailer - DC Tag (b) (6)

White GMC Sierra 2500 HD Truck with trailer - Virginia Tag (b) (6)

Abraxas Mutant Stage - Nevada Tag (b) (6)

Solar Beats Mutant Stage-

TEMPORARY STRUCTURE AND TENT POLICY: To ensure compliance with NPS guidelines and regulations, volunteers who are bringing or overseeing assembly of any structure or tent will be provided with the following policy and required to give verbal confirmation that they will follow the policy before they can bring their structure materials onto the permit area:

- Any temporary structure or tent with footprint larger than 10' x 10' will comply with photosynthesis guidelines either as described in per-structure detail above, or by being placed entirely on Matrax flooring and ensuring no turf area is covered for more than 5 contiguous days.
- No temporary structure or tent will use anchoring more significantly than 18" consumer-grade tent stakes. All anchoring that protrudes above ground level will be marked with flagging or tennis balls to avoid tripping hazard.
- Anything heavier than a consumer grade tent will have at minimum Enkamat between touch points and turf, with touch points minimized.
- Any temporary structure or tent larger than commercial grade (10x10) with walls will have properly lighted and marked entrances and exits, which are not blocked and are not tripping hazards while the vigil is open to the public.

FENCING

100 - Pedestrian Barricade Fences (7.5' x 3.5') Vendor: Long Fence

500' 1/4 in. x 4 ft. x 100 ft. Orange Barrier Fence

FIRE SAFETY: See Site Safety Plan Attachment

EQUIPMENT (Refer to installation descriptions, above, for piece-specific required equipment for install/de-install)

- **Up to 7,500 square feet of clean Matrax flooring** or equivalent w truck fork lift for install
- 6 OSHA approved propane heaters due to expected cold weather during our event.
Propane to be stored offsite.
- 2 ADA portable restrooms and 8 non-ADA portable restrooms
- 15 shelter "tentstallation" canopy tents and camping tents of various sizes education installations. **Not to be used for sleeping!**
- 60 folding and camping chairs
- 6 8x8 Plywood seating "couches"
- 5-10 10' x 10' or 10' x 20' Pop up canopy tents for organizers
- 2 10' x 30' canopy tents for organizers and welcome station.
- 20 8 foot tables for materials
- 80 LED 10-50 watt lights for dome and pop-up/canopy shelter lighting
- 15 LED 250 watt equivalent work lights and to be used with gels for low light a night
- 4 Camera Tripods for documentary crew and expected media
- 8 Car Batteries with Inverters in battery box for Liberty pole lighting, tenstallations
- 8 floor tarps and accompanying rugs for domes.

- 4-8 ABC Fire extinguishers
- 4 Burn perimeter posts
- 4 work ladders
- 8-12 Signs (2ft x 4ft or smaller) that comply with staking limitations
- 200 feet Rubber coated Rainbow Rope lights for lighting Matrax edges
- Stihl MS193 Chainsaw
- Handheld propane roofing torch
- 2 Battery Powered Light towers



Temporary Power System

Main Generator:

Generator (scheduled for continuous operation)

1. Model: MMD Airman
2. Size: 65 KVA
3. Dimension: 144"x70"x73"
4. Weight: 4025LBS



Grounding Rod

Generator supplied with grounding rod attached to chassis grounding system.

Cable

(All cabling is SOW outdoor cable compliant with CAS rating system)

1. 3 phase power will be supplied by “ #2 banded 5 wire cable”
2. Single phase runs will be supplied by “6/4 50 amp cable runs”
3. Single phase runs will be supplied by 16 gauge 3 wire extension cable.

Cable Covers

1. 5 channel all weather cable coverings will be supplied for all exposed cable

Breakout Boxes

(All boxes compliant with Nema 3R rating)

1. 3 phase 200 amp breakout boxes will be provided as main switches.
2. Single phase breakout boxes will be supplied as local breakers for tents and structures.

1 Honda 5400 Watt Generator, cables and power supply, Plywood Ground cover and baffle box

1 Honda 6500i Watt Generator (quiet model), cables and PVC ground cover

1 1600 Watt Generator, plywood ground cover and baffle box

SOUND

Primary Sound System - Abraxas on-board sound system, 20kW sound facing west northwest towards the Vietnam Memorial

6 secondary sound systems – 1 at Cognitive Liberty Pole, 1 at the South Metal Geodesic Dome, 1 at North Metal Geodesic Dome, 1 on the Solar Beats Mutant Stage, 1 on the JunXion Jaguar Stage, and 1 on the DC Stage. 14 powered 500 watt speakers, two 1000 watt subwoofer, cables, microphones, speaker stands, DJ Mixers, DJ controllers, and Computers

LIGHTING

We are renting one Solar Light Tower from United Rentals. Vendor has not provided exact specifications yet. The lights will be placed on Matrax flooring.

16 Lantern Stands made the poles are 104" tall with a 2' bar across the top and bases have three 2' legs that are 3' across. These will be placed along the pathways to provide illuminate at night. Lanterns will use Kerosene fuel that will be filled off-site Friday and Saturday.





PROJECTORS

We plan to have 8 standard video projectors and a projection screens to project on the surface of the domes, or onto screens. These projectors will not be used to project on buildings or monuments. At least one projector will utilize an interactive artwork component that will track participants and project their image in real-time with additive graphics.



PROJECTION CUBES

2 - 10'x10'x10' cubes made of 1" EMT metal poles & appropriate canopy fittings secured to ground with consumer tent stakes on corners with white mesh fabric hung from horizontal poles. Projectors mounted nearby.



5500LB 19' SHOOTING BOOM FORKLIFT

Vendor: Sunbelt Rentals - For use in constructing Abraxas Dragon and other needs. Will only be used on Matrax flooring.

PROPANE HEATERS

AZ Patio Heaters Patio Heaters, Quartz Glass Tube in Hammered Bronze. CSA Approved. Uses a 20lb Propane Tank (Lasts 8-10hrs. on High). Propane stored offsite. Link to specific details for propane heater model [here](#).

FOOD

We will not sell food. We would like to have 2 small electric kettles and a small camping stove (see below) for event staff use only to prepare hot drinks hot food.



MEDICAL

One or more certified medical staff will be on-site in a clearly marked, 3-sided medical tent during advertised programming hours when significant crowds are expected. All volunteers will be trained to know how to quickly find or get in contact with medical staff.

- Friday, November 10, 12:00pm noon - Saturday 3:00am
- Saturday, November 11 9:00am - Sunday 9:30am

Medical tent will have one certified medical volunteer present per expected 1,000 people at that time, with additional on-call medical volunteers on site (in total, 1 per expected 500 people at that time)

SECURITY

In addition to volunteer contacts, additional volunteers and/or professional security will be on-site at all times. During times when advertised programming is scheduled (same as listed in medical above), this team will include 1 trained volunteer or professional security per expected 500 people. Trained volunteers will have extensive training and experience in

de-escalation techniques and conflict resolution, and ability to communicate quickly with event organizers, NPS and/or appropriate authorities if necessary.

During other times (e.g. during event setup and breakdown), at least two total volunteers will be on-site as “art guardians.” They may or may not have extensive training but will have ability to communicate with event organizers and/or appropriate authorities if necessary.

ALCOHOL / SUBSTANCE POLICY

Catharsis on the Mall is a vigil for healing and an acknowledgement of our journeys. It is a space for consciousness, not for inebriation. Furthermore, it is on public, federal property and all federal laws are in effect. Anyone found consuming or possessing alcohol or illegal substances on the National Mall will be immediately asked to leave by volunteers and organizers, and law enforcement will be on site and assisting in maintaining public safety and compliance with the law.

A prominent disclaimer discouraging attendees from bringing or consuming alcohol, cannabis, or any other illegal substances on the National Mall is included prominently on the event information on our website (<https://www.catharsisonthemall.com/general-info/>) and on our facebook event page.

Additional measures will be taken during the event to discourage any illegal activity:

- Planned additional training and reinforcement for our on-site volunteers who will be patrolling the site during the event, to take a strict policy on asking attendees found in possession of any substances to leave immediately, or escalate to an on-call organizer if they are not able or comfortable to get the attendee to leave.
- Prominent signs will be posted during the event, reminding participants that illegal substance use at the event will not only disrupt the ongoing healing process, but also creates a risk to other participants and the event.
- Medical / first aid volunteers on-site will also be prepared to assist in the unexpected case that anyone on site has a complication or problem due to alcohol or substance use.

VOLUNTEER STAFF



One or more of the following Catharsis volunteer staff contacts will be on-site at all times (along with supporting volunteer team):

Adam Eidinger, (b) (6) - Admin and Abraxas Stage
Nikolas Schiller, (b) (6) - Onsite Construction
Michael Verdon, (b) (6) - Temple and Burn
Robert “Roman” Haferd, (b) (6) - Admin and HQ
Rosina Menolo, (b) (6) - Artist Liason
Natalie Ginsburg, (b) (6) - Zendo
Darrell Duane, (b) (6) - Domes
Joshua Carroll, (b) (6) - Programing and Curation
Darwin Westich, (b) (6) - Power

Rachel Donlan, (b) (6) - Volunteer Coordinator
Lauren Berlekamp, (b) (6) - Media Liaison
Alex Wyman, (b) (6)
Denise Lozano, (b) (6)
Charles Planke (b) (6) - Scaffolding Lead

Additional volunteers will be provided closer to the start of Catharsis on the Mall.

The main identifying staff credential for Catharsis volunteers will be a visible “VOLUNTEER” and “CATHARSIS RANGER” badge (design below). Catharsis event staff will wear red and gold Phrygian hats like on the seal of the US Army and Senate to be easily found in the crowd by NPS.



Site Safety Plan for Vigil Burn Ceremony on November 11-12, 2017

Prepared by Michael Verdon

October 5, 2017

This practice of using fire in sacred cleansing rituals is as old as religion itself. This ceremony is an important cornerstone of the Catharsis on the Mall Vigil. Fire releases into the heavens our wishes, fears, hopes, and memories both individual and collective. This ceremony can be a powerful part of the healing process and wellness.

On Saturday at 9 pm, we will burn the Memorial Wheels and Blocks from inside the sacred temple space. Usually the entire temple would burn as part of this ceremony. In an effort to collaborate and work with the National Park Service new rules, the Temple burn ceremony is being scaled down to removable sections of the sacred structure to fuel the sacred fire. We hope this will allow for an safe and reflective burn experience.

This year, on the burn pad, we have added a custom steel flooring that is assembled with clamps and bolts that was designed and built by Michael Verdon. Corrugated steel is placed over the custom flooring which all rests upon cinder blocks on the required protective flooring of plywood and plastic flooring mats. The custom steel flooring will protect the resource from heat damage from the fire.

The Burn Pad is is sacred ceremonial space. It will be adorned with flowers and herbs that decorate it. These flowers are fresh and purchased from a wholesale dealer. There are 4 water-holding bowls that are made from wood in which flowers will be floating. There are 4 offering trays for people to leave their photographs and notes. These trays are 9 inches wide and 6 feet long with a height of 3 inches. The flowers, herbs, trays, and bowls are all burned during the ceremony with the wheels and blocks.

Burn Pad Layout

- Materials: corrugated steel (CS), cinder blocks (blocks), and custom steel floor that Michael Verdon made and used for other burns successfully
- Corrugated steel over the custom steel floor sitting on cinder blocks
- The burn pad this year is its own installation for the fire ceremony. It will be adorned with flowers and herbs, 4 offering tables (9" x 6' x 3" tall wooden tables), and 4 water carrying bowls

Badge for Vigil Ceremony Staff:**Vigil Burn Ceremony Timeline:**

On the evening of Saturday, November 11, 2017, we will begin preparing the Temple for the burn ceremony. Rain or shine, this event will occur. Only high winds would cause a hold on the ceremony.

7 PM - Establish the burn ceremony perimeter. 60' diameter perimeter around burn site is established with caution tape. Create burn platform. Badged access only. (6) Perimeter personnel are placed.

Light ceremonial fire on south side. This ceremonial fire is an elaborate-looking-torch with paraffin (tiki fuel with no citronella) inside the perimeter by 6'.

There is a main access point that is on the south side of the perimeter that is 15' wide. This faces the pathway for vehicle and burn-team access. It will be kept clear of audience members for the duration of the ceremony.

Fire Shin, Kyle Rasmussen, Lead of the fire conclave, arrives with the ceremonial fire dancers. There are 40 ceremonial fire dancers, "dancers." They are trained and have performed in Maryland, Washington DC, Virginia, and Nevada. There are 10 fire-safeties, "safeties," each with a fire retardant blanket (Duvateen) who will each watch 4 dancers. The dancers and safeties will be wearing natural (cotton, etc) fabrics with matching outfits which do not melt and have a higher autoignition temperature.

A 3 container fuel-station will be set up by the "Fuel Maven." The Fuel Maven will monitor the fuel station during the duration of the ceremony. No open flames or smoking will be allowed within 20'. The Fuel Maven will monitor the area and oversee the fueling of all tools. The fuel being used to light the tools is Coleman Camp Fuel. This "fuel station" will be located on the south side of the perimeter. The fuel station is a metal container placed on the ground with the fuel, in its liquid container, and drip-containers.

The dancers use tools that are steel and kevlar-wicking soaked in Coleman Camp Fuel. They use secondary drip-containers to ensure no fuel soaks the ground. They fuel each dance tool 10-minutes prior to performance at the fuel station.

8:00 PM - (20) Fire perimeter members (who are badged and wearing orange safety vests) will get into position around ceremony perimeter, evenly spaced out every 15'. They will be our eyes and ears for problems and potential safety hazards. 3 Perimeter leads with ABC fire extinguishers will be spaced evenly in the perimeter. All perimeter team members will be provided whistle.

8:00 PM - Build fire stacks on the burn pad with the altar parts, wheels, blocks, decorative safety fuse, trays, bowls, herbs, and flowers

8:30 PM - The fire dancers begin their ceremonial dance. This dance takes place 10' from the perimeter edge. The fire safeties stand 7' from the dancers towards the structure. Performers light their tools from the ceremonial torch on the south side of the perimeter.

When a safety notices anything going wrong (example: dancers clothing catch on fire), they call it out loud to alert the performer. "Sean, your clothing is on fire, left leg." The safety waits for Sean to stop dancing and then moves in. Often, Sean will be able to put out the fire on his own. If a safety moves in the dancer raises their tools and safety applies the blanket to the area on fire. Dancers' tools are extinguished through use, running out of fuel, or devateen. The dancers sit in a line along on the south side perimeter along the diameter line after their performance.

9 PM - Final fire dancer lights fire tool, steel and Kevlar wicking soaked in a small amount of Coleman Camp Fuel, held by Michael Verdon. The Fire Marshall representative, Michael Verdon, and one person carrying a fire extinguisher will approach the burn pad to light the sacred fire. A safety with devateen will be standing by in emergency case and to put the fire out after the fire is lit. Dustin Smith on stand-by in Fire Protective suit to contain the fire in Dustin will also monitor any debris and the park grass.

9:18 PM - Climax of live fire event.

9:45 PM - Fire at below 3' and no longer a toppling hazard

9:45 AM - Once the objects being burned are under 3' tall we will open the perimeter for participants to approach within 10' of the fire. The Fire Safety Team will continue monitoring the fire. Fire Safety Team will begin raking coals to ensure even and complete burning. People walk in a circle around the fire together once the perimeter is reduced in size. People will be allowed to get closer to the fire at this time and be warmed by its heat. This is a critical part of the burns success. Due to the spiritual nature of this fire, its

smaller size, and continually monitored perimeter, we believe there is low risk for incidents.

Equipment:

Caution tape

(24) 3' foot-tall posts for safety perimeter

Safety vests, badge, and whistle for Fire Perimeter Team - 20 sets

(3) ABC Extinguishers

(1) Water Extinguisher

(1) Magnetic Roller 36"

(1) Metal Rakes

(1) 10' Pike

(1) Metal shovels

(1) Steel Drums

(1) pair Fire Gloves

Egress/Clean-up Summary:

Corrugated steel will be placed under the object and extend beyond the platform to catch all wood and ashes.

When the structure has collapsed and the fire is lower than 3', we rake the fire to minimize its size and contents further.

After the ceremony the corrugated pieces will be removed, a magnetic roller will be used to remove hardware, and the ashes will be emptied into steel drums.

The grass surrounding the burn platform will be raked and cleaned for any debris.

Steel drums moved with 700 lb dolly to truck for removal.

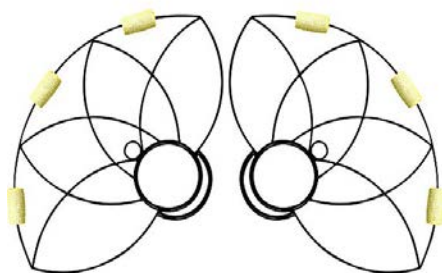
The removal will begin and be completed on Sunday, November 12, 2017.

Ceremonial Fire Dancers

Fire Tool Examples:

Fire Fans: Steel and Kevlar Wicks:

- <http://www.homeofpoi.com/>



Fire Poi: Steel and Kevlar Wicks:

- <http://www.homeofpoi.com>



Fire Staff: Steel, aluminium, and Kevlar Wicks:

- <http://www.trickconcepts.com/Fire-Staff-Standard-P1763C11.aspx>



DC Area Fire Performers Dance Video Sample:

- https://www.youtube.com/watch?v=KQK3Q008_uQ

Contract for 9 Bathrooms for Catharsis on the Mall Vigil

United Site Services of Maryland, Inc.

3250 Old Washington Road
Waldorf, MD 20602
Toll Free: 800-553-3173
Local: 301-396-8501
Fax: 301-884-5713



Salesperson Contact

Paul T. Anderson
Mobile:
Office: 240-427-5588 x75588
Fax: 508-594-2581
paul.anderson@unitedsiteservices.com

Site Service Quotation

Quote No.: 414-1056414

Quote Date: 10/10/17

Quote Expires: 11/09/17

Sell To: DCMJ
NIKOLAS SCHILLER
(b) (6)

Ship To: WASHINGTON MONUMENT
2 15th St NW
WASHINGTON, DC 20024

Cust. #: USS-280431

Phone: (b) (6)

Attn: NIKOLAS SCHILLER

Phone: (b) (6)

Terms: Due Upon Receipt

Item	Unit	Quantity	From	Thru	Unit Price	Total Price
Deluxe Restroom	EA	9	11/09/17	11/10/17	10.00	90.00 one time
Deluxe Restroom Service	EA	9	11/09/17	11/10/17	110.00	990.00 one time
Lock & Key	EA	9	11/09/17	11/10/17	5.00	45.00 one time
Delivery, Setup, Removal	EA	1	11/09/17	11/10/17	225.00	225.00 one time
Environment/Energy/Compliance						174.16 one time
Deluxe Restroom Subtotal:						1,524.16

Accepted: _____ Date: _____

Remit To: United Site Services, PO Box 5502, Binghamton, NY 13902-5502

NOTE: Total prices have been calculated for 1 billing period only. Damage Waiver is optional. Please read the terms and conditions on the last page of this document for more information.

Subtotal: 1,524.16
Tax: 17.78
Total: 1,541.94

Contract for 1 ADA Bathroom for Catharsis on the Mall Build Week

United Site Services of Maryland, Inc.

3250 Old Washington Road
Waldorf, MD 20602
Toll Free: 800-553-3173
Local: 301-396-8501
Fax: 301-884-5713



Salesperson Contact

Paul T. Anderson
Mobile:
Office: 240-427-5588 x75588
Fax: 508-594-2581
paul.anderson@unitedsiteservices.com

Site Service Quotation

Quote No.: 414-1056430

Quote Date: 10/10/17

Quote Expires: 11/09/17

Sell To: DCMJ
NIKOLAS SCHILLER
(b) (6)

Ship To: WASHINGTON MONUMENT
2 15th St NW
WASHINGTON, DC 20024

Cust. #: USS-280431
Phone: (b) (6)

Attn: NIKOLAS SCHILLER
Phone: (b) (6)
Terms: Due Upon Receipt

Item	Unit	Quantity	From	Thru	Unit Price	Total Price
ADA Wheelchair Accessible	EA	1	11/03/17	Indef	224.00	224.00 per billing cycle
Environment/Energy/Compliance						28.90 per billing cycle
Per Billing Cycle Subtotal						252.90
Lock & Key	EA	1	11/03/17	11/03/17	5.00	5.00 one time
Delivery, Setup, Removal	EA	1	11/03/17	11/03/17	25.00	25.00 one time
Environment/Energy/Compliance						3.88 one time
One Time Subtotal						33.88
ADA Wheelchair Accessible Subtotal:						286.78

Accepted: _____ Date: _____

Remit To: United Site Services, PO Box 5502, Binghamton, NY 13902-5502

NOTE: Total prices have been calculated for 1 billing period only. Damage Waiver is optional. Please read the terms and conditions on the last page of this document for more information.

Subtotal: 286.78
Tax: 15.05
Total: 301.83

